

PHONE (808) 594-1888
BOARD OF TRUSTEES
Colette Y. Machado, *Chairperson*
Brendon Kalei'āina Lee, *Vice Chairperson*
Leina'ala Ahu Isa, *At-Large*
Dan Ahuna, *Kaua'i & Ni'ihau*
Kalei Akaka, *O'ahu*
Keli'i Akina, *At-Large*
Carmen Hulu Lindsey, *Maui*
Robert K. Lindsey, Jr., *Hawai'i Island*
John Waihe'e IV, *At-Large*



FAX (808) 594-1868

**STATE OF HAWAII
OFFICE OF HAWAIIAN AFFAIRS**

MEETING OF THE BOARD OF TRUSTEES

DATE: Thursday, February 21, 2019
TIME: 10:00 am
PLACE: OHA Board Room, Nā Lama Kukui
560 N. Nimitz Hwy., Suite 200
Honolulu, HI 96817

AGENDA

- I. Call to Order
- II. Approval of Minutes
 - A. January 24, 2019[†]
- III. Public Testimony^{*}
- IV. Unfinished Business
 - A. CEO's 15-Minute Update on Ho'oulu Lāhui Aloha and OHA Activities
- V. New Business
 - A. Committee on Beneficiary Advocacy and Empowerment
 1. 2019 OHA Legislative Positioning – Matrix 1^{***}, February 13, 2019
 2. 2019 OHA Legislative Positioning – Matrix 1^{***}, February 20, 2019
 - B. Action Item RM 19-01: Member approval of procedures to change the management structure of Hi'ilei Aloha LLC and Ho'okele Pono LLC[†]
- VI. Executive Session[‡]
 - A. Consultation with attorneys William Yuen, Esq., Judy Tanaka, Esq. and Board Counsel Robert Klein. Esq. on OHA's powers, privileges and liabilities regarding OHA's role as member of Hi'ilei Aloha LLC and Ho'okele Pono LLC and management options for those LLC's. *Pursuant to HRS section 92-5(a)(4).*
 - B. Approval of Minutes
 1. January 24, 2019
- VII. Community Concerns^{*}
- VIII. BOT Workshop
 - A. BOT Workshop One for OHA Strategic Planning 2020+, Phase II, Discussion of priority areas for new OHA Strategic Plan
- IX. Announcements
- X. Adjournment

If you require an auxiliary aid or accommodation due to a disability, please contact Albert Tiberi at telephone number 594-1754 or by email at: albertt@oha.org no later than three (3) business days prior to the date of the meeting.

^{*}Notice: Persons wishing to provide testimony are requested to submit 13 copies of their testimony to the Chief Executive Officer at 560 N. Nimitz, Suite 200, Honolulu, HI, 96817 or fax to 594-1868, or email BOTmeetings@oha.org 48 hours prior to the scheduled meeting.

Persons wishing to testify orally may do so at the meeting, provided that oral testimony shall be limited to five minutes.

^{**}Notice: Trustees may establish or revise an OHA position on ANY proposed bill / resolution / executive message currently moving through the state legislature or other relative elected body. The Matrices, which are available for public review in the meeting room at this stated meeting, provide a brief description of each bill, the bill's number, the bill's title, the bill's intent, and the proposed and specific OHA position on each measure, current through 2/20/19. However, the Trustees both in committee and as the Board of Trustees (BOT) reserve the right to discuss any and all bills on the Matrix, as well as those that time does not permit to be placed on the Matrix, in order to discharge their fiduciary obligations as Trustees of the Office of Hawaiian Affairs

[†] Notice: The 72 Hour rule, pursuant to OHA BOT Operations Manual, Section 49, shall be waived for distribution of new committee materials.

[‡] Notice: This portion of the meeting will be closed pursuant to HRS § 92-5.

Colette Y. Machado

Trustee Colette Y. Machado
Chairperson, Board of Trustees

2/14/19

Date

Office of Hawaiian Affairs
Board of Trustee Meeting
February 21, 2019
10:00 am

II. Approval of Minutes
A. January 24, 2019*

**Item was not received at time of folder distribution it will be distributed when it is received.*

**STATE OF HAWAII
OFFICE OF HAWAIIAN AFFAIRS
560 N. Nimitz Highway, Suite 200
Honolulu, HI 96817**

**Minutes of the Office of Hawaiian Affairs Board of Trustees
Thursday, January 24, 2019
10:00 am**

ATTENDANCE:

TRUSTEE COLETTE MACHADO
TRUSTEE BRENDON KALEI'ĀINA LEE
TRUSTEE LEINA'ALA AHU ISA
TRUSTEE KALEI AKAKA
TRUSTEE W. KELI'I AKINA
TRUSTEE CARMEN HULU LINDSEY
TRUSTEE ROBERT LINDSEY
TRUSTEE JOHN WAIHE'E IV

ROBERT G. KLEIN, ESQ., BOARD COUNSEL

EXCUSED:

TRUSTEE DAN AHUNA

ADMINISTRATION STAFF:

KAMANA'OPONO CRABBE, CEO
MOMILANI LAZO, CEO
MILES NISHIJIMA, LPD
LISA VICTOR, CTO
CARLA HOSTETTLER, RES
KAI MARKELL, COMP
KAMAILE MALDONADO, PP
DANIEL SANTOS III, ISRM
LISA WATKINS-VICTORINO, RES
RAINA GUSHIKEN, CC
JOCELYN DOANE, PP
RAYMOND MATSUURA, INVST
STERLING WONG, PRO

BOT STAFF:

CAROL HO'OMANAWANUI
LAURENE KALUAU- KEALOHA
LŌPAKA BAPTISTE
DAYNA PA
LEIANN DURANT
ZURI AKI
CLAUDINE CALPITO
RON PORTER
MARIA CALDERON
PAUL HARLEMAN
LEHUA ITOKAZU
KAMA HOPKINS
CRAYN AKINA
MELISSA WENNIHAN

GUESTS:

DEMONT CONNOR
KEONI KEALOHA ALVAREZ
WALTER RITTE

I. CALL TO ORDER

Trustee Colette Machado Calls the Board of Trustees meeting to order at 10:00 am. Roll call is taken; Trustees Ahu Isa, Akaka, Akina, Lee, Carmen Hulu Lindsey, Robert Lindsey, Waihe'e IV, and Machado are present; constituting a quorum. An excused absence has been received by Trustee Dan Ahuna.

As OHA Chair, it is my responsibility to manage the BOT meeting and testimony to allow the OHA BOT to conduct its necessary official business. The purpose of our BOT meetings is for OHA's Board to discuss, deliberate and make decisions on agenda matters.

Consistent with the Sunshine law, our discussions and decisions must be limited to items identified on a properly noticed agenda, which allows the public to know what will be discussed and gives an

opportunity to provide testimony. While this requirement aids public involvement, it also limits our ability to respond to matters not on our meeting agenda.

With that in mind, here are some reminders regarding public testimony:

1. We request that individuals interested in providing testimony or comments before the Board complete the "Public Testimony, and Community Concerns Form" located on the credenza.
2. Testimony is limited to five minutes. We have time cards.
3. If you have a handout that covers your testimony, we ask that you refrain from reading it aloud in its entirety. We will accept your written testimony but ask that you summarize your thoughts.
4. The opportunity to testify should not be misinterpreted as an opportunity to question BOT members; questions/ requests for information will be referred to administration for follow-up.
5. Individuals who will provide testimony on matters on the agenda will have an opportunity under Public Testimony.
6. As we have done in the past, we will allow individuals to comment on matters not on the agenda. However, Trustees cannot discuss or make decisions on matters NOT on the agenda. Individuals who wish to address matters NOT listed on the agenda will have an opportunity to do so under Community Concerns.

Mahalo nui for everyone's kōkua.

I would like to entertain a 72-Hour waiver, which is needed for items III. B., which is identified as approval of minutes October 25, 2018 and V. New Business A. Approval of the Permitted Interaction Group on Organizational Guidance and B. Action Item BOT 19-01: Procurement of a professional consultant to assist the Board of Trustees in conducting its performance appraisal of OHA's CEO pursuant to Section III of Contract 3147.

Trustee Brendon Kalei'āina Lee – Point of clarification Chair.

Chair Colette Machado – The Chair recognizes Trustee Lee.

Trustee Brendon Kalei'āina Lee – According to our operating procedures, I am speaking to specifically to 49 Beneficiary Access to Information, 49.3, it states that if materials are not available 72 hours before the meeting as in the case of some legislative materials, the deadline shall be waived. Every effort shall be made however to adhere as closely to the 72 Hour deadline as possible. Given this guidance from our operating procedures I do not believe that a motion is necessary.

Robert G. Klein, Board Counsel – I think what I heard from the Vice Chair was that no motion is necessary because the 72 Hour waiver is automatic via our procedures.

Trustee Brendon Kalei'āina Lee – That is correct. It does not state that a vote of the majority of members is needed to waive it. It says that the deadline shall be waived.

Robert G. Klein, Board Counsel – Ok.

Chair Colette Machado – Any discussions? I will withdraw my request for the 72 Hour waiver.

Trustee Keli'i Akina – First a question, perhaps counsel can help us with this. Am I to understand from this discussion that we do not require a posting of our material 72 hours before the agenda meeting? Thus, we don't require a waiver if we miss that deadline.

Robert G. Klein, Board Counsel – Actually the new law that took effect in July 2018, requires the public to get your packet the same time you do. There is not law that requires a certain time within you must get your packet. That is what the law requires, and your rules don't require a motion in order to waive the 72-hour requirement. My assumption is that you all got your packets at least 72 hours prior to the meeting. If you did then the public should have also been apprised they could look at the packet of information. Some of the material in there should be confidential, should be redacted and is not available to the public. I don't know exactly whether that process has been followed because I don't know what you have in your packet till I get to the board table.

You have two things going on here. Number 1, the public is entitled to your packet at the time that you get it. Whether that's 72 hours or 96 hours or 48 hours, they are entitled to get it when you get it. That is one aspect of it. The second aspect is whether or not you need a motion to waive the 72 hours assuming that the public and you got the packet 72 hours ahead of the meeting.

Trustee Keli'i Akina – My concern is that, I will have to take a look at the interpretation of the law, but my concern is that we received the materials fairly late, particularly Action Item 19-01 concerning the evaluation of the CEO. That was received less than an hour and a half ago. I would surmise that the public has not been able to see those materials either. That would be a concern. My second concern Madam Chair and perhaps you can suggest how I can deal with it. We haven't had the time to do our due diligence on that action item. We just received it an hour and a half ago. There are serious concerns that I have.

Trustee Brendon Kalei'āina Lee – Point of out of order.

Chair Colette Machado – Trustee Lee.

Trustee Brendon Kalei'āina Lee – Trustee Akina is speaking to a matter that is later on our agenda. Does he wish to change the agenda for the day?

Trustee Keli'i Akina – I don't need to address the particulars I will address the waiver. Waivers, I think.

Trustee Brendon Kalei'āina Lee – Point of order.

Chair Colette Machado – Trustee Lee.

Trustee Brendon Kalei'āina Lee – I believe the Chair has already ruled the waiver is in place per our operating procedures 49.3. The Chair has ruled there is no more discussion. 72-hour waiver has been waived per our operating procedures; we should be proceeding on with our agenda.

Trustee Keli'i Akina – I support that however may I have the opportunity to state my concern.

Chair Colette Machado – Sure. Trustee Akina.

Trustee Keli'i Akina – I think we need time for our due diligence, if we are going to proceed with this matter on the agenda as scheduled I am hoping later on I will share my reasons later on, on why we should defer it for another day.

Chair Colette Machado – Thank you. Trustee Ahu Isa.

Trustee Leina'ala Ahu Isa – I think, I not saying the waiver, it's just a courtesy to our beneficiaries cause they don't understand the new law. I also have a meeting scheduled on February 4th with Senator Ihara on this July new law 2018, because there are a lot of house keeping things that have to be cleaned up. Like our packets are thick, we can't be mailing. Just a courtesy to the other board members for your information only. To do this, when I was Chair of the Committee to get it out to meet that deadline is almost impossible. Thank you.

Chair Colette Machado – Thank you. Trustee Waihee.

Trustee John Waihe'e IV – I am very happy how it went.

Chair Colette Machado - We are now are item II. Public Testimony.

II. PUBLIC TESTIMONY

Chair Colette Machado – Members we have no public testimony let us move on to the Approval of the Minutes.

III. APPROVAL OF MINUTES

A. October 11, 2018

B. October 25, 2018

Chair Colette Machado – I would like to have a motion to approve the Board of Trustees minutes for October 11, 2018 and October 25, 2018.

Trustee John Waihe'e IV moves to approve the BOT minutes of October 11, 2018 and October 25, 2018.

Trustee Leina'ala Ahu Isa seconds the motion.

Chair Colette Machado – Any discussion, hearing none roll call vote please.

Trustee John Waihe'e IV moves to approve the BOT minutes of October 11, 2018 and October 25, 2018. Trustee Leina'ala Ahu Isa seconds the motion.						
TRUSTEE	1	2	'AE (YES)	A'OLE (NO)	KANALUA (ABSTAIN)	EXCUSED
TRUSTEE LEINA'ALA AHU ISA		X	X			
TRUSTEE DAN AHUNA						EXCUSED
TRUSTEE KALEI AKAKA			X			
TRUSTEE KELI'I AKINA			X			
TRUSTEE BRENDON KALEI'ĀINA LEE			X			
TRUSTEE CARMEN HULU LINDSEY			X			
TRUSTEE ROBERT LINDSEY			X			
TRUSTEE JOHN WAIHE'E	X		X			
TRUSTEE COLETTE MACHADO			X			
TOTAL VOTE COUNT			8			1
MOTION: [] UNANIMOUS [x] PASSED [] DEFERRED [] FAILED Motion passed with eight (8) yes votes, and once (1) excused.						

IV. UNFINISHED BUSINESS

A. CEO's 15-Minute Update on Ho'oulu Lāhui Aloha and OHA Activities

Chair Colette Machado – We are now on IV. Unfinished Business I would like to call on our Chief Executive Officer Kamana'opono to provide updates to us on some of our ongoing activities at OHA.

Kamana'opono Crabbe – Thank you Chair. Trustees, since last week Thursday's incident I have put out a number of all OHA memos. First is to give you an update regarding our organization security as well as the

property. The Executive Office and Corp Counsel has had multiple correspondence and meetings with HPD in various units. Next week I have a meeting with Chief Ballard from Police Department to discuss the incident that had occurred. We have extra patrol on our property as well as in the area. This morning the District Sargent as Lieutenant came by to look at our property. We will also be consulting with HPD regarding active threats and crisis management plan. We have training next week for all of our directors and managers and we will have for all OHA staff. We are currently working on a crisis management procedure and protocol plan. We hope to get that done in the next two weeks. We are consulting with HPD and other security entities. We also are closely working with Colliers our property manager for Na Lama Kukui. Currently the priorities is to work on a multi-faceted communications alert and response system so that you can receive text, email as well as other communication throughout the building including some kind of announcement system as well as other alert system like a flashing light. We are waiting on further consultation from Colliers.

As a result of the incident, I did have a conversation and correspondence with the Deputy Chief of Police. This past Tuesday the Chief of Police convened a high level, multi law enforcement meeting, we were informed yesterday that our case is being elevated from HPD to the Attorney General. Corp Counsel will be in consultation with the Attorney General by today or tomorrow as well as the FBI. I want to assure you that the safety and security, not only of OHA but the tenants of Na Lama Kukui are our highest priority. We are working very close with Shelly who is the property manager. It seems to be going very smooth. We have also put out communications to all of the tenants of Na Lama Kukui and we will update them weekly of any security upgrades and any changes. Last week I met with them Friday afternoon to reassure them of the next steps that OHA is taking. It seemed to be a very positive meeting and the tenants as well as Colliers wants to work with OHA as the landowner.

I'd like to call upon Kamaile Maldonado she is our public policy specialist to present the final report of the Judicial Task Force prison reform. There was a legislative briefing as of Tuesday and Kamaile was very integral with putting together the full report. We have a summary handout that we will distribute. I will turn it over to Kamaile.

Chair Colette Machado – Trustee Keli'i Akina.

Trustee Keli'i Akina – Madame Chair I am sorry to interrupt but I notice that the camera is turned away from us.

Chair Colette Machado – I was going to acknowledge that, we are not livestreaming but they are doing Facebook. Hopefully they will be able to fix it before we close.

(Attached to the minutes is the summary that is referenced by Kamaile Maldonado)

Kamaile Maldonado – Aloha Trustees, I was asked to give a brief summary of the work that we have been doing in the criminal justice area. Hopefully, this year will be a really big year for criminal justice reform. A lot of the work we've been doing is culminating this year. There is a lot of momentum nationally as well as locally. A lot of groups have been working on this. In the past two years, three years for this task force and two years for another task force, we've been working very integrally, very actively with the various task forces. The two task forces that I am talking about is HCR85 which is the summary report that you see before you relating to effective incarceration charged with making recommendations to the legislature about best practices and policies related to incarceration and prison reform. That report just was published in December 2018. Then the HRC 134 Task Force related to pretrial reform, making recommendations to the Legislature about ways to reform the bail and pretrial release system to make it more effective and to maximize pretrial release. Both of those task forces culminated their work and reported in December 2018.

As Ka Pouhana said, we had representation on both task forces. I was on the pretrial task force on behalf of Ka Pouhana and Chair Colette Machado was serving on the HCR 85 Task Force and I helped support her work there. The reports were very voluminous. We have a lot of great recommendations in both reports. Specifically from our office and from our work. Specifically, with regards to the HCR 85 Task Force report, it supposed to be looking at prison reform but really at the urging of the Native Hawaiian subcommittee we urged the Task Force to zoom out

and look at prison reform in the context of everything that is relating to it. Reforming the prisons and the facilities that are extremely over crowded as they are and really harmful and detrimental in a lot of ways to the people who are inside of them. It's not going to actually fix any of the structural problems that are contributing to all of the ails that kind of plague the system.

The report is a very voluminous; it has a lot of recommendations. It has several recommendations specifically geared toward Native Hawaiians and reducing the impacts of the criminal justice system on the Native Hawaiian community. One of the ways that we saw to really help package and make this information most useful to legislators, policy makers, administrative bodies and the community was to help create this summary. Which I really thank our research division as well as our media team who all really helped put in on making this as beautiful and maximum efficiency as it is, it kind of just basically, it a lot of the data that is presented in the report as well as the key recommendations are below. On the back is a summary of a lot of the theme of the recommendations that don't get specific policy recommendations in the key recommendations but are just overall themes like we need to see an overall reduction in our population if we are going to see any real change. We need to look at transitioning the entire system to a rehabilitative system as opposed to a punitive one. Which really doesn't help the outcomes at all. Lastly, we need to look at prison reform as comprehensive reform; you can't fix social health problems, drug addiction, poverty and lack of housing. You can fix all of those issues with criminal justice, with imprisoning people. It is not the actual cause of those problems, it's symptom and a consequence. Really encouraging the Legislature to look comprehensively at all of the issues that incubate criminal risk and all of the structural ways that we imprison people not just inside, but everywhere and abuse people to funnel into that system.

I also want to highlight as well, on the back is a program that we help sponsor. Which is the Ku Kanaka program run by Kumu Hinaleimoana Wong in the Hālawā Facility as well as OCCC. She haku and oli for the inmates and it's about transformation, rehabilitation and becoming a stronger person to become a leader for yourself and your community. The original art that is on the front of the pamphlet is one of the inmates in her class that drew it to express his vision on what that oli means to him and what the class and the support provided by his fellow inmates means to him. Obviously, the other photos we have seen them around they were taken by Kai Markell as part of the Makahiki observation that happens in the facility. We just wanted to highlight some examples of great rehabilitative programs that we are integrally involved with. We hope that this can help bring the message to more people in simpler and more digestible way.

Chair Colette Machado – Questions? Trustee Leina'ala Ahu Isa.

Trustee Leina'ala Ahu Isa – Now they are legally allowed to practice the cultural religion. The courts just ruled that they are allowed to do that before they were not allowed.

Kamaile Maldonado – We shall see how that plays out and gets formalized in the State Facilities. There is now court precedence that says Native Hawaiian practices have to be recognized.

Chair Colette Machado – One of the critical issues that came out of this Judiciary Task Force, because it is addressing Native Hawaiians who are over populated in the prison and it has a generational impact that it doesn't end with just this individual. It goes deeper with families, they look to OHA, the look at the cultural practices one of the key efforts to correct all of this. What I found out in the two years I worked on this project as the subcommittee Chair on Native Hawaiians is there is tremendous prejudice and racism that occurs within the internal structure. That's the hardest part of these kinds of problems that our people suffer. It's not just imbedded in their crimes that they committed, but they are racially discriminated against and upon. That was one of the hardest thing that the task force members had to swallow. They are constantly looking at how to improve the conditions. We are talking about more services, rather than a punitive approach. When you hear about the conditions, it's just horrifying. But in 2019, these kinds of racisms and prejudice still exist for Native Hawaiians and that is the hardest part to accept in all that we have done in this task force report for the last two years. I just wanted to add that as being such a sore subject, very kaumaha for us as Hawaiian leaders. We don't have answers or solutions.

Trustee Brendon Kalei‘āina Lee – Madam Chair.

Chair Colette Machado – Trustee Lee.

Trustee Brendon Kalei‘āina Lee – I move that we recess.

Chair Colette Machado – Members there is a request to recess and I agree. The intent of the recess is to go out and welcome our beneficiaries and supports that have come today. They prepared their own message, a press conference. But as the Board of Trustees, Na Lama Kukui is our building and we wanted to go out and greet them. We will do protocol and we have young men to blow the pū. Roll call for the recess.

Trustee Brendon Kalei‘āina Lee – Do I have a second for my motion?

Trustee John Waihe‘e IV – Second the motion.

Chair Colette Machado – Roll call please.

Trustee Brendon Kalei‘āina Lee moves to recess the meeting. Trustee John Waihe‘e IV seconds the motion.						
TRUSTEE	1	2	‘AE (YES)	A‘OLE (NO)	KANALUA (ABSTAIN)	EXCUSED
TRUSTEE LEINA‘ALA AHU ISA		X	X			
TRUSTEE DAN AHUNA						EXCUSED
TRUSTEE KALEI AKAKA			X			
TRUSTEE KELI‘I AKINA			X			
TRUSTEE BRENDON KALEI‘ĀINA LEE			X			
TRUSTEE CARMEN HULU LINDSEY			X			
TRUSTEE ROBERT LINDSEY			X			
TRUSTEE JOHN WAIHE‘E	X		X			
TRUSTEE COLETTE MACHADO			X			
TOTAL VOTE COUNT			8			1
MOTION: [] UNANIMOUS [x] PASSED [] DEFERRED [] FAILED Motion passed with eight (8) yes votes, and once (1) excused.						

Board recesses at 10:26 am

Board reconvenes meeting at 11:08 am

Chair Colette Machado – We will proceed with IV. B. with the administrative update on the Strategic Plan 2020+ process including phase 1. I will turn this over to Kamana‘opono.

B. Administration Update to the Board of Trustees on the Strategic Plan 2020+ process including Phase 1 follow-up

Kamana‘opono Crabbe – I will introduce Dr. Lisa Watkins-Victorino our Research Director. She, Mehana Hind, Carla Hostettler and myself for the past year and a half have been planning our strategic plan process. We wanted to update the board as we move forward this year. What you can expect in terms of the work that we look forward to in the next couple of months, we have some time that we must make up, we had to regroup and revise the timeline. So that is what Lisa is here to present. She will give you a picture or window of what to expect in the next year.

Lisa Watkins-Victorino – Aloha Chair and Trustees. Today I am going to do a refresher and then talk about how we are going to be moving forward. We are going to talk about the lessons learned, a little bit about the original timeline that you had approved, review the phase 1 which was our OHA identity workshop, then a realignment of phase 2 and the work that is happening, then a proposed schedule for phase 3 and moving forward what are some of the task after you vote on the Strategic plan.

(please see attached PowerPoint presentation – Strategic Planning Process Update)

As you recall we had done an initial scoping committee awhile back when we were thinking of contracting this out. The scoping committee reviewed all the 2010 documents, we met with a couple of our partners who have done strategic planning and got some mana'o back from them. We had presented this in term of these are some of the things that we learned from that process. It can be quit costly depending on the breadth of what you want to do in a Strategic Planning process. We proposed that we needed adequate financial resources if you wanted to go that broad. We learned that we should stream down our priority areas. Have an internal lead that was probably the most interesting thing is that you can utilize contractors to do specific work, but having someone internal to lead that process so it's consistent and maintained across time. Instead of having fixed results, we would have more responsivity, ability to change those results every couple of years and say nope this isn't working for us so let's try something else. Not just having the strategic plan but also having a transition plan as well as a implementation plan. Those were some of the things that we presented.

In the strategic planning process, this was approved by the Board on July 26th. So we had a process, there was the phase 1 which was our identity. We revisited our mission, vision and our foundational documents. We are going to gather stakeholders input going into phase 2 and have our analysis of our current conditions that was gathering all the data. Having some agreement on priority areas, you would utilize all that data, have agreement on priority areas. Then we would have beneficiary input and a process for that. Then we would have an assessment of some innovative models and a presentation of that for you. Then have the last workshops where you would then identify the strategic plan itself. That was the process approved on the 26th.

For the timeline moving in to the Phase 1, this is where we prepared a presentation. The Board met on September 27th and had a workshop to talk about OHA's identity and revisit some of those foundational documents. We visited all of our statutory references, Everett gave that presentation. It went over not only our kuleana in Chapter 10 but since that time and since the founding of OHA, all of the statutes, all of the acts that have been passed that name OHA to do some kuleana. We went over all those things.

These are some of the points that we discussed we just wanted to remind you that we talked about OHA as a Trust or State agency. Came to that conclusion with a lot of input from not only Everett but Judge Klein that there are ways that we exercise our State kuleana and there are ways that we exercise our Trust kuleana. There were questions about outdated statutes. Since the time that we were formed are there any things that aren't working or not needed anymore. There were two things that were mentioned, there were two councils that were mentioned in a resolution that were not active at the time. OHA and Hawaiian Homelands, what was that kind of relationship. The statute allows us a board range to kind of say what our agencies are doing. Assessing what agencies are doing, agencies that impact native Hawaiians, and working with them to support beneficiaries that we share. That was part of our role. The last issue or question that came up was whether or not we could implement revenue bonds. That conversation, was a yes, we can accept, that would take a bit of capacity on our part in order to monitor and do that.

Then we talked about our mission and vision. The conversation really focused on this aspect of the mission building a strong and healthy people and nation recognized nationally and internationally. Some of the discussion that had occurred was that it has been awhile since OHA has been formed and maybe we should include something about technology and all the technological advances that was a note as part of the discussion. Then the emphasis of health and the importance of health and that was more of a call out from Trustees that we need to include health because that is such an important piece to our work on beneficiary needs.

We also looked at our roles. We showed you what was there in 1988 from the documentation that we could find then 2010 and how that has morphed or changed over time. You can see when you look at the evolution of the categorization that all of these things that were being done are still there. We just categorized them differently. At the end of that workshop, there was not a lot of substantive changes to the mission and vision. What there was a request to replace the term nation in the vision with Lāhui and we had some discussion about that. There was a request that we include the Hawaiian translation of the mission. So we have done those things and they will be coming to you in an action item soon.

In the strategic planning process, we are going to be talking about moving into phase 2. In that sense we have analysis of current data, we also have some stakeholder focus groups and some crosswalks. Crosswalks were to look at what are other Native Hawaiian Organizations, what are their strategic focus and then being able to crosswalk that with each other to see where there are gaps or things that we would want or you would want to address as a board. These things, as you can see through the timeline they are actually going to be extended. The workshops, the priority, this was the original we were going to try and have everything done in February. We are still going to do that but it's going to be moved to January, February, we are going to continue all of this until your next voting.

Now it's moving in to February. And the crosswalks are also going to be extending. This is going to be the biggest change for you to understand the process that is different. It is the stakeholder focus group. Initially we were going to run stakeholder focus groups. These were with all our partners, the community members that are working with our partners, that are impacted by our partners. However, because of the time and because of some of the delays that we've had, we had to focus on data collection for our close out report for 2010 and some of the other procurement process to go through. We've had some delay in that, so what we've decided to do for the stakeholder part is to gather all of the various reports. Many of our partner agencies, they hold meeting with the community; they've done many gatherings and convening and have many recommendations. We had Kamaile up here earlier and she had mentioned that the justice task force reports had a lot of recommendations. We know we can gather all of those and put those together and share that with you as opposed to bringing those same groups together and actually coming up with probably the same recommendations. So we currently have 18 reports. We will be gathering and taking from those recommendations. We will not change those recommendations, we are not going to be making some interpretation of them, and they will be for you to see. What we will do is probably go through and pull out what might be common across and highlights but you will all of that as part of the data that you will receive in preparation for the workshops.

The workshops, priority and voting are going to be moved, you are scheduled for February 21, 28, and March 7th. Two workshops to really look at all of this data, have discussions about the priorities you would like to set then the March 7th date is for a vote on those strategic priorities. Moving into phase 3 is a beneficiary survey. So once all of that has happened we will be getting some input. After the priorities are set, we will be getting input from our beneficiaries. We will be doing some research for you on different financial models. And we will have a development of a conceptual framework and all of that is going to be moved. So the initial what you saw was going to be May, but we will be moving the workshop and the final vote into June. We've tried to make up some of that time in the phase 2 and still end in June, which was our original time process that was approved by the board. We just have some readjustment and realignments to that.

After that, we are going to have some community engagement. After you have decided and voted on a new strategic plan, we will be taking that out to the community and having some community engagement opportunities. At that point, we will need to have implementation planning. As you recall one of the lessons learned was, we had this plan but where is the implementation part of that. We have been doing that along the way but what we would prefer to do is be a little bit more purposeful in creating that implementation plan as we move forward with the new strategic plan that gets approved and voted on.

This is the total layout and adjustment of the timeline. Really that is what we wanted to do today is give you that refresher of what phase 1 was about, what we are doing in phase 2 and then moving into phase 3 and how is that adjusted, our timelines. Questions?

Trustee Carmen Hulu Lindsey – Lisa, are we just a little bit back because your workshops are falling within the second phase. Is that your intention?

Lisa Watkins-Victorino – Yes, if you look at the shift, the shift is really about half a month to a month, we still end with June but we have shifted things. Some of the shifts have been about a month later.

Chair Colette Machado – Will you be able to provide us electronic copies of this?

Lisa Watkins-Victorino – Yes.

Kamana‘opono Crabbe – Our intent is to get you the folders for the Trustees to review before we go into the workshops.

Lisa Watkins- Victorino – We are working on that right now, gathering all of the data and all of the recommendations. We know we have that deadline to you the week before the first workshop, which is on February 21st. We are going to do our analysis and going back to some of our partner and seeing what are some of these highlights that you might like and then what are some of the recommendations that should be highlighted, but you will have all of the information. You can peruse that and say these are some of the things I would like to talk about when we have the workshop.

Trustee Leina‘ala Ahu Isa – Phase 3 you say beneficiary survey. So you are taking a survey after we go out to the communities for before.

Lisa Watkins-Victorino – Before, what will happen is once you have done your priorities and talked about the priorities. Since many of the stakeholder groups have been convening community meetings, those recommendations should be reflective of that. Once the priorities are set to get feedback on what are the strategies to get to those priorities, we want our beneficiaries to weigh in. So if you’ve set this as a priority, here are some ideas on how to get there.

Trustee Leina‘ala Ahu Isa – I like that about going out in the community we haven’t done that in a while.

Lisa Watkins-Victorino – We will be using many different venues, because of financial constraints. We are going to using our social media, technology and we will be hosting some face to face.

Trustee Leina‘ala Ahu Isa – I also suggest we use other organizations like CNHA so that they can also give us input on this strategic plan.

Trustee Carmen Hulu Lindsey – I think a lot of the strategies are going to be similar to what is has been but may be in different order. Would you in our workshop be able to give us reports of what our moneys have been doing for the different strategic plans in the last 10 years? What is our success rates in the different strategies, that would help us decide.

Kamana‘opono Crabbe – Lisa and her team along with grants are compiling, as again Trustees, we are expecting April/May, to publish our strategic plan close out report, which will, show the degree of impact to the community. Which would not only look at the strategic results but then will include financial information with respect to what, we don’t know what the data says now, but to the degree in how much we have accomplished the outcome. We also will be including the work that we have done internally that helps to support the strategic plan as well as the vision/mission. You can expect that in April or May.

Trustee Keli'i Akina – Thank you for the update, I appreciate that. I am thinking about the planning processes that we are involved with already. We are involved with 2 ongoing and fairly costly planning processes. The first one is fiscal sustainability plan and we've had multiple task forces for the fiscal sustainability plan. And as far as I understand, we are not complete with that process it is still ongoing and SPIRE is our consultant on that. The second plan is the strategic planning process. One of my question is in what way is the strategic planning process interfaced with the fiscal sustainability plan. Is that work systematically going to be incorporated?

Lisa Watkins-Victorino – When you look on the research for financial models, we will be looking at some what we can find based on our recommendations from other community partners and then definitely SPIRE's work. It should be incorporated close to phase 3.

Trustee Keli'i Akina – Very good. I certainly do hope that we can take advantage of the work of the fiscal sustainability plan as part of the support work for the strategic planning process. One of the things that I like very much is that both processes have allowed Trustees, stakeholders, and beneficiaries all to be involved in a very open way. That is very healthy.

Trustee Robert Lindsey – Lisa, my question is this. When we look back at the last 10 years and we looked at the critical issues that we were attacking, trying to solve. You look at our statutory mission, which is to better conditions for our people. We are trying to do it through this strategic plan. In the old plan when you look at the bread and butter challenges facing us. Education and health in particular looking back 10 years, looking to now 10 years later and going forward, are we doing better in both in terms of gains in bettering conditions for our people in education and in health.

Lisa Victor-Watkins – Part of our close out report will address that. But if we look at the indicators, we've discussed this at the table in terms of the indicators themselves in terms of education. For the post-secondary, absolutely we surpassed that goal after the strategic plan was adopted. But when we look at the math and reading as Trustee John Waihe'e IV pointed out several meetings ago. At one point we met the education, I can't remember if its math or reading, but we continued with that result. What we saw, that was actually the year after that was when the smarter balance assessments came in to play and everyone dropped. No just native Hawaiian students, but non-Hawaiian students as well. So if you look at it know, it says we are not doing as good there is a gap. I think what is the most concerning thing is really that, that gap has persisted no matter what type of assessment system is in place. I really like Kamaile's words when she was talking about the more holistic way of looking at, not just that one thing. But what are the conditions that surround these indicators that we choose. What I am hoping is that in the new strategic plan if we look at it and maybe have indicators that are either more connected to each other and not so separate, like test scores is just one way of looking at student success but looking and figuring how to look at the good works that our Hawaiian focus Charter Schools are doing which we support as well as other programs that are in areas that we have high native Hawaiian student populations. If we look at those success and figure out how that will help us and look at the conditions that are around that. The way that we want to present the data to you is in sort of these connectivity points so that you can see how things are connected and then choose, maybe we want to do something a little different around education, what would that be, how would we really look at education, we know its connected to health, and they are interrelated. How do we look at the conditions, find some things that OHA could do well, know what our partners are doing and then making more purposeful and a more grounded indicator for us. If you know all of the our indicators currently are State level indicators. We want to do that as monitoring then do our OHA indicators as that is where we are at. Monitoring and State Level indicators are excellent for that purpose, just looking at trends, not necessarily for us to say. We are doing well on some and we are not doing so well on others. We are getting close to others.

Trustee Robert Lindsey – I apologize Lisa, I think it is an unfair question that I asked you in the sense we are looking for systemic change. We are trying to turn our battleship around and it's not easy. It is going to take resources, and that is where the Strategic Plan ties into the Financial Sustainability plan. It is going to take a lot of resources; it is going to take time to bring about these changes that we need to make if we are to lift up our people.

Trustee Leina‘ala Ahu Isa – I got my doctorate in education psychology and I’ve been doing some studies in talking about education, IT, technology, our kids, like you said the conditions that they have to perform in, the environment that our kids are subject to now, social media, you see on TV last night committing suicide and they had to remove those pictures. Our teenagers are committing suicide, being on the board of Ed I can testify to that. The environment effects their progress, like test scores.

Chair Colette Machado – What I want to announce is that I have working with Kamana‘opono, he is proposing three workshops that will begin by February 21st, February 28th and March 7th. These workshops are intended to be a single item, not under the Board of Trustees discussion. I will agenda two separate for BOT as well as this workshop and it will take anywhere from 2 to 2 ½ hours. This will be contingent on preparation and materials. We will get the notice out so that you may get your travel plans.

Trustee Keli‘i Akina – What are the times you are looking at?

Chair Colette Machado – The first one we are looking at 1 pm and we are trying to accommodate the other two at 10 am. With that said, thank you Lisa anything else Kamana‘opono.

Kamana‘opono Crabbe – No that is it.

Chair Colette Machado – We will move on to V. New Business Item A. Approval of the Permitted Interaction Group on Organizational Guidance. Before we start in this under Chapter 10-6, it talks about strategic plan requirements for Trustees to engage in. So as we review the presentation, that is our number one duty under 10-6.

V. NEW BUSINESS

Chair Colette Machado – I would like to call on Trustee Lee.

A. Approval of the Permitted Interaction Group on Organizational Guidance

Trustee Brendon Kalei‘āina Lee – I trust that everyone received a copy of the slides. This presentation was put together by COO Sylvia Hussey. She is out on vacation right now so I am presenting. 2018 marks the end of the Office of Hawaiian Affairs Strategic Plan period you know since the presentation we just had. This document you have in front of you folks outlines a proposed Board of Trustee project to strengthen the governance frameworks including OHA’s policies, procedures and practices as an effort to strengthen its organizational foundation. As we go through you see how this ties in integrally and timing wise with the Strategic Plan and the Fiscal Sustainability Plan that Trustee Akina was talking about.

This is the dictionary’s definition of Governance, which we don’t have to go through you can look at on your own. For background purposes, we have included Statutory 10-3, 10-5, and 10-6. As Chair pointed out, one of our duties as Trustees for Office of Hawaiian Affairs is strategic plan. The challenges that we have experienced here at the Office of Hawaiian Affairs: the Board of Trustees interactions among themselves, with outside regulatory agencies, Administration and with beneficiaries and stakeholders. We’ve had experienced policies and plans that were unimplemented, Strategic policies and plans. Financial sustainability plans, our debt policy, which we are actively working on, as well as other issues that have come up. Also, procedures and practices, we’ve had audits initiated or triggered by the Board of Trustees, and some that are completed in the normal course of regulatory and statutory requirements that have helped to highlight procedures and practices that we need to improve on.

What is the need for this strengthening? One, it would help to improve our image, brand, credibility and standing within the Native Hawaiian Community and the community in general. It will help with the understanding and accountability to the statutory, fiduciary and trust organizational responsibilities via codified policies, procedures, and practices. It will help with our roles, responsibilities and accountabilities of the Board of Trustees and Administration, including all of the staff. It will have explicit clarity in the purpose, direction and strategic

planning implementation efforts and it will strengthen the organization's ability to advance mission critical and aligned strategies.

This is again for background the Statute for permitted interaction members. You folks can go through that at your leisure. The first step would be to determine the matter to be investigated. They investigate various elements of governance frameworks and models, including but not limited to cultural, indigenous, native, national and international contexts. So as you can see today we are at step one, providing the scope of an investigation and the scope of each member's authority. To be defined at the meeting which we are here to do today. Then on March 21st we would need to present all resulting findings and recommendations will be presented to the Board. Then in April, we would have a deliberation and decision making on all the matters that were investigated. Keep in mind that obviously with the except of today, because we are here that this timeline and this project is a fluid project and the dates can be changes to suit the needs of the working group.

This is what a typical structure model looks like for a large organization such as what we have with the Office of Hawaiian Affairs. Project Organization, Roles and Responsibilities, so first statutory, for approval and decision-making would be the Board of Trustees. Then we would have the project team that would do the study and provide the recommendations that would be the permitted interaction group. The recommendation would be to have 4 Trustees, which is allowed by law and then also administration and a project team and project manager and Board of Trustees staff. Underneath that would have the project team collaborators. The idea would be to interact with all the different Ali'i Trust, other nonprofits, other native groups, other indigenous groups inside and outside of Hawaii and other national and international organizations. Provide research, policy and included in the working group would be research, policy, financial, governance analysis and other functions and reaching out to additional stakeholders and resources as identified by the working group.

Here would be the 5 phases of the working group. Phase 1 would be the planning, which I will go into a little bit more detail going forward. Phase 2 would be where are we now, where do we stand as is today. Phase 3 would be proposing elements of a new framework. Phase 4 we will be proposing implementation and actions and Phase 5 would be the closing down of the project and looking back at lessons learned and implementation.

Phase 1 planning, the details of how the working group will move forward. The activities that would be established for the planning phase is establishing the permitted interaction group to include Trustees and the project team participants. Identify the project manager, so should we move forward the project manager has been identified and that would be Ka Pou Nui, Sylvia Hussey COO. Identifying the roles and responsibilities of the members of the PIG. Draft a project charter so they have a clear path of what the work should be. Draft and executive and manage a project plan. Determine who will manage the plans which a big step has been identified should be move forward. Then hold our kick off meeting.

Once we complete Phase 1, we will move to Phase 2, which is where we are now. From this point forward, you folks will hear a lot of similarities that is intentional. This will work coinciding and in time with the Strategic Plan. Fortunate for this group a lot of this background work has been completed already by the research team for the strategic plan, which will be very beneficial. In February, we would analyze the current framework including the policies, procedures and practices. Including those that have yet to be implemented. My understanding from Trustee John Waihe'e IV, is there are many policies and procedures that were worked on in the past that should have been implemented but have not yet been. Those would all be pulled in for consideration. Analyze all Board of Trustees action items for the past 5 years. You will hear a little bit more about that and it also included the advocacy. By doing that and looking back at the past 5 years, we will be able to go back further than that not just for action items. But it would allow us to analyze our current advocacy positions and create an advocacy mo'okū'auhau, which OHA currently doesn't have. That would give us from when the Office of Hawaiian Affairs was first established up until today where all of our advocacy positions are today and how did we get here. We have a timeline and we can track the movement of our advocacy policies throughout the 4 decades. Then beyond that identify emerging recommendations that we see coming in the near and far future.

Phase 3 will be proposing the elements of a governance framework, which will take place in February. Studying various governance models by engaging with all the Ali'i Trusts, cultural indigenous native national and international context. Draft proposed frameworks including the elements for that. Then mapping our existing elements so that we can draft a proposed framework that would identify gaps and recommendations. In other words when we draft a proposal of a new framework that we are thinking, then we draft where we stand today and we line the two up we will be able to identify where the gaps in our current framework are. We will then be able to take that mapping out to our stakeholders and get their feedback. So we can show them where we are today, where we think we should be or where we want to be and the gaps that exists and get their feedback of where they think of the gaps that we have not identified. Again, as you can see this works hand in hand, with what the strategic plan is working on.

Phase 4, which would take place in March. After engaging with our stakeholders, we would craft implementations and actions and timeline. Then establish a critical monitoring and implementation and timeline. I am going to say that again because that is really, really important. Establishing critical monitoring and implementation actions and timelines. As Trustee Akina and Trustee Hulu stated many times before, the past lack of accountability and transparency from this organization is a paramount hurdle that our beneficiaries see with this organization. This step item B in phase 4 would be very critical in putting in place those procedures so that no matter who sits in these 9 seats that would never be the case again moving forward. Then once we have those implementations for actions and timelines we would then be able to take those out to our stakeholders and show them what we are proposing and if they have any ideas or fresh eyes that see gaps again that we have not identified. After engaging with the stakeholders, we would update that proposed framework as necessary. Then present that framework and implementation recommendations to the board.

Phase 5, COO made it clear to me that this is a part of working groups fail because they fail to plan for it. That is a closing down of the project and taking stock of the lessons learned. It would be a project debrief regarding the lessons learned about the processes and the work product. That would bring an official closure to the project, which will result in moving the organization from the planning stages to the implementation and continuous improvement phases. A lot of projects because they don't do this it get really muddled and the project team fails to implement because there was no official closing of the project. That is really, really critical, now at the beginning that we have a planned, executable phase for closing down and taking stock of the lessons learned of the project so that we have a clear path of moving forward.

Again, the conclusions for the value of this proposed strengthening in the permitted interaction group. This is just reiterating what was stated for the reasons of why it is important for us to do this. Again improving the image, the brand and credibility and our standing with the community. Understanding of the accountability to the statutory, fiduciary and trust organizational responsibilities. Most importantly codifying the procedures and practices. The explicit clarity in our roles, responsibilities, and the accountabilities for the Board of Trustees and the Administration. This will have explicit and intentional clarity in the purpose direction and strategic planning and implementation efforts. And strengthen the organization's ability to advance all of to advance all of our mission critical and aligned strategies. You can see how this lines up. If you look at the dates, the months that the work takes place this lines up cohesively with the Strategic Planning work.

Our next steps where do we move from today. We would organize the permitted interaction group and the related work and then kick off the project. Do the work; provide the project update regarding the work to the Board of Trustees. Provide recommendations to the Board of Trustees by the end of March and then the Board will take action on the recommendations in the beginning of April. I will do my very best to take your questions.

Trustee Keli'i Akina – Let me say before I ask my question. I commend Trustee Lee and COO Sylvia Hussey it is outstanding it is a great step forward for us as a board and I am looking forward to your leadership Trustee Lee in pushing this forward. First question has to do with timetable. I am pleased to see there is an aggressive timeline for completion of a product for us. That is very good, but at the same time I am very pleased to see that you are flexible in terms of some of the milestones. One of the questions I am asking is whether the PIG group would consider for allowing for some intermittent feedback interaction with the board. Rather than wait till all the phases

are complete to get recommendations, if at perhaps at certain key points, certain set of findings and recommendations are shared with us so that we have the opportunity to feedback and interact.

Trustee Brendon Kalei‘āina Lee – Thank you Trustee Akina. Due to sunshine law and the way that the statute is written for the permitted interaction groups we are only allowed limited interaction with the Board itself. The amount of feedback that is built in to the project is coinciding with the statutory law for the permitted interaction group.

Trustee Keli‘i Akina – I understand. I hope we have enough time after the findings are presented to us to do our due diligence.

Trustee Brendon Kalei‘āina Lee – I believe so, if you look at the last timeline that I had, it is several weeks from when we present our findings on our work of the group to the board before the board comes back at a later date to vote on it.

Trustee Keli‘i Akina – Another question that I have is on the ongoing independent audit. I would imagine the findings of the independent audit as well as the State audit findings would be very valuable to you. I am wondering if we as a board will be to work to make a commitment for the timely completion of the independent audit.

Trustee Brendon Kalei‘āina Lee – I don’t think it’s necessary at this time. Actually, because we are not talking about the audit and neither is it on the agenda. I don’t think it’s appropriate to discuss it at this time.

Trustee Keli‘i Akina – What I am talking about this is project. I hoping that it will be flexible enough so that it can incorporate it to its timeline any findings of the independent audit.

Trustee Brendon Kalei‘āina Lee – When you have time at your leisure to review the slides today it does show that we will be working very intimately with research, finance and the other departments here at the Office of Hawaiian Affairs. So we would be getting all that information.

Trustee Keli‘i Akina – Thank you, again, thank you for putting this project together.

Trustee Brendon Kalei‘āina Lee – You do remind me of one thing that I failed to mention in my presentation. I don’t want to forget or leave anyone out. The proposed members of the Permitted Interaction Group would be Chair Machado, Vice-Chair Lee who would serve as the Chair of the Permitted Interaction Group, Trustee Robert Lindsey who is the interim Chair of the Resource Management Committee, and Trustee John Waihe‘e IV who is the Chair for the BAE Committee. CEO Kamana‘opono Crabbe and COO Sylvia Hussey who will serve as the project manager as well as the staff of the four Trustees mentioned.

Trustee Keli‘i Akina – Thank you and this is a good project for us.

Chair Colette Machado – If there is not further questions, I would like to entertain a motion.

Trustee Brendon Kalei‘āina Lee moves to approve a Permitted Interaction Group (PIG) on Organizational Guidance.

The purview of the PIG is for Trustees, BOT staff, and OHA Administration staff to work together to:

- **Investigate various elements of governance frameworks and models, including but not limited to cultural, indigenous, native, national and international contexts.**

- **Analyze current framework, including policies, procedures and practices, BOT action items for the past 5 years, advocacy positions, advocacy mo‘okū‘auhau, identify emerging recommendations.**
- **Propose elements of a new framework and implementation actions**

The membership of the Permitted Interaction Group is as follows:

- 1. Trustee Colette Machado, BOT Chairperson**
- 2. Trustee Brendon Kalei‘āina Lee, BOT Vice Chairperson**
- 3. Trustee Robert Lindsey, RM Vice Chairperson**
- 4. Trustee John Waihe‘e IV, BAE Chairperson**
- 5. Kamana‘opono Crabbe, Ka Pouhana**
- 6. Sylvia Hussey, Ka Pou Nui**

Trustee Lee will serve as the Chair of the Permitted Interaction Group. Trustee Machado will serve as its Vice Chair.

The term of the Permitted Interaction Group expires at the completion of the assigned task, or at the discretion of the Chair of the Board of Trustees, subject to later adjustment.

Trustee Keli‘i Akina seconds the motion.

Chair Colette Machado – Any discussion? Hearing none, roll call please.

Trustee Brendon Kalei‘āina Lee moves to approve a Permitted Interaction Group (PIG) on Organizational Guidance.

The purview of the PIG is for Trustees, BOT staff, and OHA Administration staff to work together to:

- Investigate various elements of governance frameworks and models, including but not limited to cultural, indigenous, native, national and international contexts.
- Analyze current framework, including policies, procedures and practices, BOT action items for the past 5 years, advocacy positions, advocacy mo‘okū‘auhau, identify emerging recommendations.
- Propose elements of a new framework and implementation actions

The membership of the Permitted Interaction Group is as follows:

1. Trustee Colette Machado, BOT Chairperson
2. Trustee Brendon Kalei‘āina Lee, BOT Vice Chairperson
3. Trustee Robert Lindsey, RM Vice Chairperson
4. Trustee John Waihe‘e IV, BAE Chairperson
5. Kamana‘opono Crabbe, Ka Pouhana
6. Sylvia Hussey, Ka Pou Nui

Trustee Lee will serve as the Chair of the Permitted Interaction Group. Trustee Machado will serve as its Vice Chair.

The term of the Permitted Interaction Group expires at the completion of the assigned task, or at the discretion of the Chair of the Board of Trustees, subject to later adjustment.

Trustee Keli‘i Akina seconds the motion.

TRUSTEE	1	2	‘AE (YES)	A‘OLE (NO)	KANALUA (ABSTAIN)	EXCUSED
TRUSTEE LEINA‘ALA AHU ISA			X			
TRUSTEE DAN AHUNA						EXCUSED
TRUSTEE KALEI AKAKA			X			
TRUSTEE KELI‘I AKINA		x	X			
TRUSTEE BRENDON KALEI‘ĀINA LEE	x		X			
TRUSTEE CARMEN HULU LINDSEY			X			
TRUSTEE ROBERT LINDSEY			X			
TRUSTEE JOHN WAIHE‘E			X			
TRUSTEE COLETTE MACHADO			X			
TOTAL VOTE COUNT			8			1

MOTION: [] UNANIMOUS [x] PASSED [] DEFERRED [] FAILED

Motion passed with eight (8) yes votes, and one (1) excused.

B. Action Item BOT 19-01: Procurement of a professional consultant to assist the Board of Trustees in conducting its performance appraisal of OHA’s CEO pursuant to Section III of Contract 3147

Chair Colette Machado – Thank you members we are now on V.B. I’d like to call Carol to the table. This in regards to Action Item BOT 19-01: Procurement of a professional consultant to assist the Board of Trustees in conducting its performance appraisal of OHA’s CEO pursuant to Section III of Contract 3147.

Trustee Keli'i Akina – I make the following comments with respect to you and the other members of the Board. As you know I raised a question about the 72 Hour Waiver, my primary concern was not having enough time or due diligence to look at the action item and study some of the issues that seem apparent to me. I am wondering if you would at all consider deferring this item for another BOT meeting.

Chair Colette Machado – I think you should allow Carol to present first then we can follow with the action item that was prepared by her with some of the details that may be helpful. We do have a time sensitive matter to get this moving quickly because we have a time sensitive matter to get this moving very quickly. Because the recommendation is that this item will be referred to our procurement division for an RFP that process will take some time to get done. The bottom line is that the CEO's contract expires on June 30th. We have time sensitivity we need to get the evaluation completed timely.

Trustee Keli'i Akina – Then I will raise my questions as best I can.

Carol Ho'omanawanui – Aloha Chair, Trustee, Ka Pouhana, Carol Ho'omanawanui Chief of Staff. First, I would like to apologize to the Trustees for circulating this action item late and not in a timely manner. Some of the incidents that happened last week affected the timing of getting signatures and reviewing the action item before it was finalized. I apologize and take responsibility for that.

Trustees, real simply this is to procure professional consultant to assist you in conducting the evaluation of the CEO. OHA has a current contract with the CEO that started on July 1 and will end in June 30th, 2019. The contract does specify that the Trustees will conduct a performance appraisal. You also indicated in the contract that you would consultant with a professional consultant. This is trying to accomplish that. One is getting you a professional consultant and two is actually helping you to conduct the performance appraisal. This would be the first appraisal under this contract 3147. The first appraisal that the board will be conducting of the CEO. There have been appraisals that have been done in the past with Ka Pouhana's tenure but this would be the first under this contract.

The action that the board will be looking at and taking is actually approving to procure for a consultant for an amount not to exceed \$30,000 and the proposed motion is also approving the scope of services, which is in attachment A. Very briefly, what the scope of services does is that it is going to assume that the consultant will help you in every step of the process. From the beginning to the end. The consultant will come in; you will be able to talk with your consultant to decide on an evaluation process and a method. That is not happening here you would be in consultation with this consultant to decide that. Your process you will decide at a later date once you have this professional consultant procured. Your method and how you want to evaluate would also be decided on at another time. You would talk with the consultant to determine that. The consultant will also help the Trustees develop, once you decide on an instrument and how you want to and what measures you want to look at to help you evaluate Ka Pouhana, the consultant would be the one to help you develop that. Bring it back to the board for review and approval and then go ahead and assist you in doing that. In a nutshell, that is what you will basically be approving. We do have a timeline; we are asking that the consultant will help you complete everything by June 28th. That is the last working day in June. If you do approve this procurement will then handle, they will take the scope of service you approve, they will handle the solicitation and the Board Chair will be the contract monitor.

You do have funds available for this purpose. It's not like you have to get approval for the funding it is in the Fiscal 2019 budget in program 1100 services on a fee. In the action item on page 4, we do have the acting CFO that did certify funds so that the Trustees can see that there are funds in the budget for this purpose. That is it in a nutshell unless the Trustees have any questions.

Trustee Brendon Kalei'aina Lee moves to approve the procurement of a professional consultant for an amount not to exceed \$30,000 to assist the Board of Trustees in conducting its performance appraisal of OHA's CEO Dr. Kamana'opono Crabbe pursuant to Section III of Contract 3147; and to approve the Scope of Services in Attachment a for the foregoing purpose.

Trustee Robert Lindsey seconds the motion.

Chair Colette Machado – It has been moved and seconded and I will call on Trustee Akina for his question.

Trustee Keli'i Akina – Let me state at the beginning first, my mahalo to Chair for this measure. As you know I may not be the only one, I sent a memo to you that we honor this contract provision for Ka Pouhana. In principal, I support. Some of my questions I will not ask now because I see there will be an opportunity for the interaction of the consultant with us to determine some of the scope and nature of the evaluation and I can raise my question at that time. My only other question has to do with the simultaneous or separate process from this. I notice that we are schedule to have the completion of the performance appraisal on June 28th and the current CEO contract expires two days later June 30th. I would imagine that we as a board would have before us consideration on what we are going to do in terms of the ex-contract period whether we are going to put out a call or search for a CEO. Whether we will invite the current CEO to be part of that and so forth. I would feel good about voting for today's measure that I can be assured that we also can have a discussion on how we want to proceed separately in terms of address the fact that the term of CEO is up and we need to have that filled.

Chair Colette Machado – At the Chair's level, I have discussed this with Carol. We are in the process of doing an open recruitment for the same kind of headhunter to do the recruitment of the CEO position. We have to find the money for that. This money is coming and is already approved. We tried to find resources to approve that and we will bring that action. We have every intention to do an open recruitment for the CEO. We are only complying to the evaluation as part of the contract.

Trustee Keli'i Akina – Very good to hear that. In other words the completion of this evaluation whether it's on time or not will not in any way interfere with the open recruitment process.

Chair Colette Machado – Yes. You want to add anything else Carol regarding the open recruitment.

Carol Ho'omanawanui – That has to be an item that is agendized by the board.

Trustee Leina'ala Ahu Isa- \$30,000, I sat on other boards before, I sat on the Board of Ed and we had to evaluate Pat Hamamoto. We didn't have to pay \$30,000 to a constituent; we had members of the Board. We had an evaluation instrument so I am surprised we don't have an evaluation instrument. We have had opportunity because you have been with us for three years, how come only this year we have to create an instrument and pay someone \$30,000.

Trustee Brendon Kalei'aina Lee – Point of clarification Madam Chair.

Chair Colette Machado – Trustee Lee.

Trustee Brendon Kalei'aina Lee – The clarification is that nowhere in the motion or does it stipulate that we will pay someone \$30,000. It stipulates that the contract shall not exceed that amount. It does not say that we are going to spend that amount. That is the maximum ceiling we can spend.

Chair Colette Machado – But in the past practice that has been the out funding that we allocated. To be truthful previously we used Kumabe, prior to that was Inkinen so it was all that category. It's not something we picked up but it's been past practices that we've actually expended those amounts. You want someone good to come in that is highly respected that can be open and unbiased.

Carol Ho'omanawanui – Yes that is correct you did use Kumabe three time prior, so it has it in the action item. Kumabe was used for the evaluation; Inkinen was used for the recruitment. To get to Trustee Ahu Isa's question, this is assuming, the Trustee could decide to use an instrument that you have used in the past but we did not want to assume that the Trustees was going to do that. In the scope of services, we had put that the consultant would actually help you develop that. If you do choose to use the same instrument as in the past that is the discretion of

the Board of Trustee. In terms of getting someone, we wanted the vendor to know that you would have to develop the instrument.

Robert Klein, Board Counsel – We have to remember Trustees, we are under contract with Kamana‘o as our CEO. And in the action item that you have, if you looked at the performance appraisal portion of his contract, in 3.B. it says all appraisal will be done by the Board of Trustees in consultation with a professional consultant of its choice. To honor your contract you have to pretty much hire a professional consultant. This is the first under this contract.

Trustee Carmen Hulu Lindsey – We have done others in the past, we didn’t do last year.

Robert Klein, Board Counsel – Yes, only the prior contract.

Trustee Carmen Hulu Lindsey – I am just wondering how valuable this evaluation is going to be for Pouhana and for us with his due date two days later we are going to get the finish product.

Chair Colette Machado – We are required by the contract to conduct it. Legally we are obligated to move forward on this.

Trustee Carmen Hulu Lindsey - It does say December and we didn’t do it in December.

Chair Colette Machado – That is why we extended the contract and we got blasted for that.

Trustee Brendon Kalei‘āina Lee – I noticed in the proposal it does state that we will be getting bi-weekly updates. So I don’t believe that we are going to wait till the final product to know what is going on. Since we will be getting bi-weekly updates from our consultant. I would imagine that we would have a good sense of where we are at well before the completion on June 28th.

Carol Ho‘omanawanui – Madam Chair, in the attachment A in scope of services in the second bullet point, the consultant would recommend a performance evaluation method and a process and that would include deadlines. So you could put the deadline earlier that is not fixed. That is at the discretion of the Board.

Trustee Carmen Hulu Lindsey – Point of clarification. I just wanted to share with our new Trustees that in the past when we had an evaluation we never knew through the process the end result until the last report came. We had a process of different methods of questionnaires. She collated it and at the very end, so we didn’t know in between. So maybe setting a deadline may be helpful

Trustee Brendon Kalei‘āina Lee – So this is good we are going to get bi-weekly updates.

Carol Ho‘omanawanui – If the Trustees do approve this scope will be put into the solicitation that will be handled by the procurement unit.

Trustee Keli‘i Akina – While it may be informative to receive bi-weekly updates of the progress of the evaluation, but in all fairness to KP and to our decision making that any judgement should be withheld until the process is completed because we will not have all the information until the end. I want to clarify we are conducting this evaluation in order to comply with our contract. That is our primary purpose if I heard you correctly.

Chair Colette Machado – It was reiterated by our Board Counsel.

Trustee Keli‘i Akina – Also I would like to have it reiterated that completion of this evaluation is independent, it has nothing to do with the other process you are implementing which is a search process.

Chair Colette Machado – Yes.

Trustee Keli'i Akina – So that would go forward a part from this and wouldn't depend upon it.

Chair Colette Machado – Yes. Roll call vote please.

Trustee Brendon Kalei'āina Lee moves to approve the procurement of a professional consultant for an amount not to exceed \$30,000 to assist the Board of Trustees in conducting its performance appraisal of OHA's CEO Dr. Kamana'opono Crabbe pursuant to Section III of Contract 3147; and to approve the Scope of Services in Attachment a for the foregoing purpose.

Trustee Robert Lindsey seconds the motion.

TRUSTEE	1	2	'AE (YES)	A'OLE (NO)	KANALUA (ABSTAIN)	EXCUSED
TRUSTEE LEINA'ALA AHU ISA			X			
TRUSTEE DAN AHUNA						EXCUSED
TRUSTEE KALEI AKAKA			X			
TRUSTEE KELI'I AKINA			X			
TRUSTEE BRENDON KALEI'ĀINA LEE	x		X			
TRUSTEE CARMEN HULU LINDSEY			X			
TRUSTEE ROBERT LINDSEY		x	X			
TRUSTEE JOHN WAIHE'E			X			
TRUSTEE COLETTE MACHADO			X			
TOTAL VOTE COUNT			8			1

MOTION: [] UNANIMOUS [x] PASSED [] DEFERRED [] FAILED

Motion passed with eight (8) yes votes and one (1) excused.

Chair Colette Machado – What I would like to do members is take out of order and go to VII. before we recuse ourselves into Executive Session. We have two members of the community that would like to address the Board. If that is ok with you we will move on to VII.

VII. COMMUNITY CONCERNS

Chair Colette Machado – I would like to call DeMont Connor as the first speaker followed by Keoni Kealoha Alvarez.

Mr. DeMont Connor – DeMont Connor, co-manager of Hoomanapono LLC with my wife and President of Hoomanapono Political Action Committee. Appreciate being able to come here for your first meeting of the year. I want to tell you, what I been hearing today snooze me a little bit because was long winded. But the good news, there is plenty stuff on the table that you guys are doing. I would hope that at some point who ever feeding the information to Hawaii Free Press, Free Hawaii TV, whatever, whoever feeding them that kind of information tell them about the good stuff that is happening over there. About the accountability that is happening over here. All what you guys are talking about today, I don't think Grassroots Institute have that kind of accountability. You don't know because you guys don't publish nothing. But you guys like to attack OHA.

I appreciate the new members on the Board, I feel like we have a really strong team over here. I would hope that this team will continue to work together for the betterment of us, our people. This kind of subversive kind of attack should stop. For me personally I going vote to keep Kamana'o so that is my vote. I hope you guys stay with that vote.

The other thing I wanted to bring to your attention is that there is a bill I worked with Rep. Richard Creagan to grab Moloka'i Ranch. Here is the sad part about this story. Last year the ending of the Legislative Session, I went

to all the Hawaiian Caucus legislators and I went raise this issue about grabbing Moloka'i Ranch. I came here and brought that issue up. I went to DHHL and brought that issue up. And wouldn't you know that out of all that discussion that I tried doing all I got was crickets. Nobody seemed interested in doing anything or said anything about it. Then in the summer, I get a call from Richard Creagan one poe haole. Who did his peace core in Molokai back in the 60s. This guy said you know DeMont you on to something. I believe that this would be good for the Hawaiians to get back to their nation. I was thinking, I talk to all the Hawaiians, nobody listen. This haole guy come over here and tell me that. We did a coop piece for Civil Beat and as a result now we get one bill. I would ask please, one more time can you guys support that bill. I had calls people was concern like whose behind this and what kind of subversive thing is happening. Was nothing.

I was pissed off because on Sotheby's the thing was being advertised to the rich guys, you can be 1/5 of a private landowner in Hawaii. Niihau, we get Robinson, Lanai we get Ellison. What Molokai going be Jameson? I don't think so, this kind stuff have to stop. So all I trying to do is make sure that we get the land back for us, the Hawaiians. Here is one more important thing you guys have to remember, I always testify at the legislature, anytime anything deal with Molokai, I always tell these guys the independent nation of Molokai. The reason why I say that is because Oahu should never control what Molokai does. What this bill is trying to do is get this land back into the hands of the people of Molokai. To allow the people of Molokai to decide what they want to do with that land. I tell you something, if they did something like 55,000 acres all industrial hemp, we would be well on our way to be self sustaining. You know how many products you can get from industrial hemp. You know how much money you can get from that. That would sustain Molokai for years to come and the rest of our lāhui. So that is just my own personal thing, they have their own ideas of what they like do. I would just leave it along and let them figure it out for themselves.

Uncle Walter is here and he can tell them because he live over there. I would ask that you guys please support the bill, thank you for allowing me to come here and talk story with you guys again. I really appreciate this energy that is in this room right now, I love what I heard today. If you guys can please inform Hawaii Press, the fake Hawaiian over there trying, e kakou Caldwell whatever his name is. Mahalo.

Kamana'opono Crabbe – Can you please clarify the bill? We thought when we read it was a feasibility or is it actually for the purchase.

Mr. Connor - \$260 million. Councilwoman Keani Rawlins, she checked me good, she told me I don't think it's worth that much. It's like \$80 million or something. I am ok with that too. We went on what was advertised on Sotheby's. So if we ask for that, and but the thing only this then we can save all that money. Shoots den we do go that. So what she said was we should have an appraisal done. Maybe OHA can help with the appraisal I don't know. By the way \$30,000 for a consultant to monitor what he does and give you guys daily input you don't that's a great idea.

Chair Colette Machado – On the matter for positioning, you should track our BAE because it would come up there for updates. I'd like to call Keoni Kealoha Alvarez.

Mr. Keoni Kealoha Alvarez – My name is Keoni Kealoha Alvarez I am from the island of Hawaii. I am raised from the Puna district. I am the great, great grandson of Joseph Kailikolo from Molokai Pelekunu and also Kealoha Lapakukau and she was from Hawaii Island Kalapana. I would like to share a story with you guys that has affected my childhood until this very day. When I was 8 years old, my 'ohana discovered a native Hawaiian burial cave in the forest near our home. Ever since then we took on the responsibility as stewards to protect that precious site. It is known in Hawaii nei that our traditional burials are sacred and that means not be to touched, not be to spoken of or displayed. It is kapu. Kapu. Iwi of our Hawaiian ancestors, their bones have the mana or strength. The person is trusted to take care of those bones had a special duty and that was to ensure that it wouldn't be mishandled in any way. Anyone who did that to desecrate these bones was either put to death or even the caretakers could be responsible for that if it was desecrated.

Over 10 years ago on Hawaii Island, it was a target for affordable homes and properties. The burial cave that we were protecting was under threat, it was put on the market to be bulldozed and developed. I was young adult at that time and I took on the responsibility upon myself to make sure that wouldn't happen. I sent myself on a journey through out Hawaii Island as well as our neighbor islands to learn what was the traditional burial practices of our native Hawaiian people. Learning from our kupuna and our elders and cultural practitioners, I learned a strong lesson. That lesson was to make sure that we shouldn't move or relocate and desecrate our native Hawaiian burials. The reason why we want to keep them in place is because it tells the world we were here first before anybody. It is so important because our iwi, our iwi kupuna is the root of the Hawaiian existence. That's why it makes it so strong we need to keep them in the ground and where they are and not relocating them.

Today the United States government has continuously turned its back towards Hawaiians and their mission is to devalue, destroy our Hawaiian Culture, our Cultural sites and this includes our burial grounds. For me to save our Hawaiian burial cave it was like story of David versus Goliath. Very difficult. But my persistence and my dedication and my aloha to our iwi kupuna, the Hawaiian Island burial council has recognized me and also the State Historic Preservation Department as well as OHA as a cultural decedent. Although I received the recognition that didn't stop the landowner to continue to try and bull doze this cave. That was short lived, before breaking ground that landowner suddenly died. The beneficiaries of the property contacted me because my aloha and I wanted to protect this site they offered to me for a fraction of the price.

I went around Hawaii Island to panhandle and get the donations. I knew how important it was to our people. I raised enough funds, like Queen Emma raised for Queens Hospital. 10 years from today the property is in my name and is fully paid off. It was a tough journey and a tough fight and it wasn't easy at all. But the lesson that I learned from this whole adventure or this whole experience was that I am proud to be Hawaiian and it was an honor to give my iwi kupuna a voice and to know that their mana was with me every step of the way. I just wanted to thank OHA so much because you helped to write the letters to island burial council, which strengthened their recommendation to keep the iwi kupuna in place. I wanted to OHA and the Board at that time, also Kai Markell he was a real spearhead in helping me. That little help has allowed me to do a 10-year project about a film about our iwi and the importance about protecting it. Not only that, today I wrote a book. Right now it's under Kamehameha Publications is reviewing it. It's not only written we have illustrations too. To share with our community and our people how important and how valuable and the different cultural practices of our native Hawaiian people and how special we are to have all that different traditions.

Just that little help in writing that to the island burial council as well as the State Historic Preservation Department has allowed me to continue and given me the strength to do what I am doing right now. This is not just a temporary thing this is part of our life style and this is going to continue to perpetuate for many years now it is going into the schools. Mahalo nui for your guys time and I appreciate everything that you guys have done. Imua and keep moving ahead. If your recommendations were not much it does still help.

Chair Colette Machado – Congratulations. Our next speaker is Walter Ritte.

Mr. Walter Ritte – Aloha Trustees. The old ones and the new ones. I was there at the investiture and it was very loud and clear that the word that everyone was using was unity. Not only at this level but at a higher level. I want to say congratulations for that. I didn't know there was a board meeting today. I got a call that OHA was in trouble so I jumped on a plane and came over as soon as I could. Since I am here I figured I come talk story with you. I want to talk a little bit on the island of Molokai. We are going through some really big changes and we are hoping that the Office of Hawaiian Affairs is going to be part of that.

Some of the words we used today rang with me. One of the words is betterment. When we were in 1978 talking about the constitutional convention forming an organization that would give a voice, a political voice in the Hawaiian community, the word betterment was the key word. The other word was governance today. I'd like that word a lot because Molokai is switching, we have been playing defense on Molokai for like 30-40 years. We got really good at playing defense. But you cannot win the game by just playing defense. So at this point in time Molokai is not switching from defense to offense. We are looking for player to help us along the way. The critical

change is the people we were playing defense against gave up. The whole Molokai Ranch over 50 thousand acres is now up for grabs. That triggered the community, especially the old guys to say hey this is the time for us to get out of the way and to encourage the next generation to take over.

We did that we went to Molokai Community College, we held classes and the message was it was time to pass the baton to the next generation. So we are at a point right now where the Ranch is for sale instead of waiting to see who is going to buy it we are now actively going out to look for buyers. It didn't take long before we started talking about the unity portion and we figured if all of the Ali'i Trusts and if the Hawaiian agencies all united it would give a chance on Molokai to become in charge and have a Hawaiian leadership for our future.

Didn't take long till we started talking about becoming our own County. We been talking about this for years, and years, and years, all the way back to 1975. That we don't have a political voice; we cannot elect Colette because the whole State elects Colette. We can't elect our Councilmember because the island of Maui elects our Council members. We really are at the mercy of others. We figured we wanted to grow up on Molokai. This is our chance to grow up and play offense. At the legislature, we are having a bill to do a study, a feasibility study about us becoming our own County, the County of Molokai. One of the problems we are having is who is going to pay for the study. We was looking around, the Department of Health, no not the Department of Health. DEBT, nah that is not the kind of vision that we have for Molokai. Our vision is we want to look to the past in order to know where we are going in the futures. We really know Molokai our past and we have clear vision of where we want to go. So of course, Office of Hawaiian Affairs got put on the list and when we wrote our resolution, we put on there that the Office of Hawaiian Affairs should be the ones that would help us do the feasibility study. We did that as a knee jerk kind of thing. Then whom better than the Hawaiians to try and figure out how we can turn this island into a County. This island that the majority of the people on this island are Hawaiians. We are known as the last Hawaiian Island, so who better than a Hawaiian organization.

We are hoping that we can convince all of the Hawaiian institutions to come together on Molokai. We are going to be sending out invitations to all the Hawaiian organizations that are part of Kulana Oihi. Kulana Oihi is on the island of Molokai is the only place in the State where all of the Hawaiian organizations are in one place on Hawaiian Homelands. Kulana Oihi was supposed to be the example for every single island to have a one stop shopping center for Hawaiians where everyone come together and you just go to one place and you can solve whatever problems you have as Hawaiians. It never happened. Molokai is the only island where all of the Hawaiian Organizations are in one place. We want to try and talk about unity in the highest level. To provided unity at the lower levels. Basically, today I wanted to let the Trustees know that we are doing a resolution and we need the help of the Office of Hawaiian Affairs to do a study. It is basically, the main question is do we have the fiscal capabilities of running our own County. There are the yeses, and noes to that. So we need to know through a complete examination whether or not that is fiscally possible. Colette didn't know I was coming here today and I know it puts her in a hard position as the Chairman to say that she is going to help her island; everyone will say she is spending money on her own island. I just worry about that kind; in the Hawaiian Community, we have a lot of namu namu kind stuff. I am only here because the community is looking for help. That is why I am here. We have great visions for Molokai and we have a young vibrant community. The vice Chair of the county is from Molokai she is also the budget chair from Molokai. So the classes we are doing are graduates from the University system, they are the ones helping the next generation to take control. So its exciting things happening on Molokai and I just wanted this office to be part of it. So mahalo.

Chair Colette Machado – Thank you Walter.

VI. EXECUTIVE SESSION

Chair Colette Machado – Members we have one more item we will go into executive session. The Chair would like to seek a motion to recuse ourselves into Executive Session pursuant to HRS §92-5(a)(4).

Trustee Brendon Kalei'aina Lee moves to recuse into executive session pursuant to HRS §92-5(a)(4).

Trustee John Waihe'e IV seconds the motion.

Chair Colette Machado – It has been moved and seconded any discussion? Hearing none, roll call vote please.

Trustee Brendon Kalei'āina Lee moves to recuse into executive session pursuant to HRS §92-5(a)(4). Trustee John Waihe'e IV seconds the motion.						
TRUSTEE	1	2	'AE (YES)	A'OLE (NO)	KANALUA (ABSTAIN)	EXCUSED
TRUSTEE LEINA'ALA AHU ISA			X			
TRUSTEE DAN AHUNA						EXCUSED
TRUSTEE KALEI AKAKA			X			
TRUSTEE KELI'I AKINA			X			
TRUSTEE BRENDON KALEI'ĀINA LEE	x		X			
TRUSTEE CARMEN HULU LINDSEY			X			
TRUSTEE ROBERT LINDSEY			X			
TRUSTEE JOHN WAIHE'E		x	X			
TRUSTEE COLETTE MACHADO			X			
TOTAL VOTE COUNT			8			1
MOTION: [] UNANIMOUS [x] PASSED [] DEFERRED [] FAILED						
Motion passes with eight (8) yes votes, and one (1) excused..						

The Board resolved into Executive Session at 12:43 pm.

- A. Consultation with Board Counsel Robert G. Klein, Esq. re: questions and issues pertaining to the Board's powers, duties, privileges, immunities, and liabilities regarding Civil No. 17-1-1823-11 JPC, OHA v. State, et. al. Pursuant to HRS §92-5(a)(4).
- B. Consultation with Board Counsel Robert G. Klein, Esq. re: questions and issues pertaining to the Board's powers, duties, privileges, immunities, and liabilities regarding its duties under HRS §84, HRS §92 and its fiduciary duties. Pursuant to HRS §92-5(a)(4).
- C. Approval of Minutes
 1. October 25, 2018 – Item deferred

The Board reconvenes in open session at 1:31 pm.

VIII. ANNOUNCEMENTS

None

IX. ADJOURNMENT

Chair Colette Machado – If there is no further business, I would like to adjourn the meeting.

Trustee Carmen Hulu Lindsey moves to adjourn the meeting.

Trustee Brendon Kalei'āina Lee seconds the motion.

Trustee Carmen Hulu Lindsey moves to adjourn the meeting. Trustee Brendon Kalei'āina Lee seconds the motion.						
TRUSTEE	1	2	'AE (YES)	A'OLE (NO)	KANALUA (ABSTAIN)	EXCUSED
TRUSTEE LEINA'ALA AHU ISA			X			
TRUSTEE DAN AHUNA						EXCUSED
TRUSTEE KALEI AKAKA			X			
TRUSTEE KELI'I AKINA			X			
TRUSTEE BRENDON KALEI'ĀINA LEE		x	X		X	
TRUSTEE CARMEN HULU LINDSEY	x		X			
TRUSTEE ROBERT LINDSEY			X			
TRUSTEE JOHN WAIHE'E			X			
TRUSTEE COLETTE MACHADO			X			
TOTAL VOTE COUNT			8			1
MOTION: [] UNANIMOUS [x] PASSED [] DEFERRED [] FAILED Motion passed with eight (8) yes votes and one (1) excused.						

The meeting was adjourned at 1:32 pm.

Respectfully submitted,

Dayna Pa, Board Secretary

As approved by the Board of Trustees on _____.

Colette Y. Machado, Chairperson
Board of Trustees

Attachment:

1. Excuse memo from Trustee Dan Ahuna
2. Final Report of the HCR 85 Task Force on Prison Reform Summary and Key Recommendations
3. Strategic Planning Process Update January 24, 2019 – Powerpoint presentation



Office of Trustee Dan Ahuna
OFFICE OF HAWAIIAN AFFAIRS
Interoffice Memorandum

Date: January 22, 2019

To: Trustee Colette Y. Machado, Chair ✓
Board of Trustees

Trustee Brendon Kalei'aina Lee, Vice-Chair
Board of Trustees

From: Trustee Dan Ahuna

Subject: **BOT Meeting Absence – January 24, 2019**

2019 JAN 23 P 2:24

OFFICE OF
HAWAIIAN AFFAIRS
STATE OF HAWAII
RECEIVED-BOT

I am unable to attend the BOT meeting scheduled for January 24, 2019. Please extend my excused absence and my sincere apologies to the members of the board.

Mahalo.



FINAL REPORT OF THE HCR 85 TASK FORCE ON PRISON REFORM

SUMMARY AND KEY RECOMMENDATIONS


Kulanihako'i kau malia i kua e ka
A kupa malia kupu
A lau malia lau
Kumu malia kumu
'oulu mai, e ho'oulu mai

A la malia ou
A iko malia iko
A lala malia lala
A kumu paia kumu
Aulu malia e

OHA
OFFICE OF HAWAIIAN AFFAIRS



HAWAII'S INCARCERATION RATE INCREASED BY 403% FROM 1978 TO 2016.



Carsen, E. Ann. 2018. "Prisoners in 2016." U.S. Department of Justice. Last modified Aug 7, 2018. <https://www.bjs.gov/content/pub/pdf/p16.pdf>

Beginning in the 1970s, Hawaii enacted a series of "tough on crime" laws that resulted in a dramatic increase in our jail and prison populations. From 1978 to 2016, the combined jail and prison populations increased 670%, from 727 prisoners to 5,602.ⁱ Even accounting for the state population increase of 53% during the same period, our inmate population grew disproportionately.ⁱⁱ In 1978, 78 of every 100,000 Hawaiians was imprisoned, but by 2016 this number jumped to 392, a 403% increase.ⁱⁱⁱ

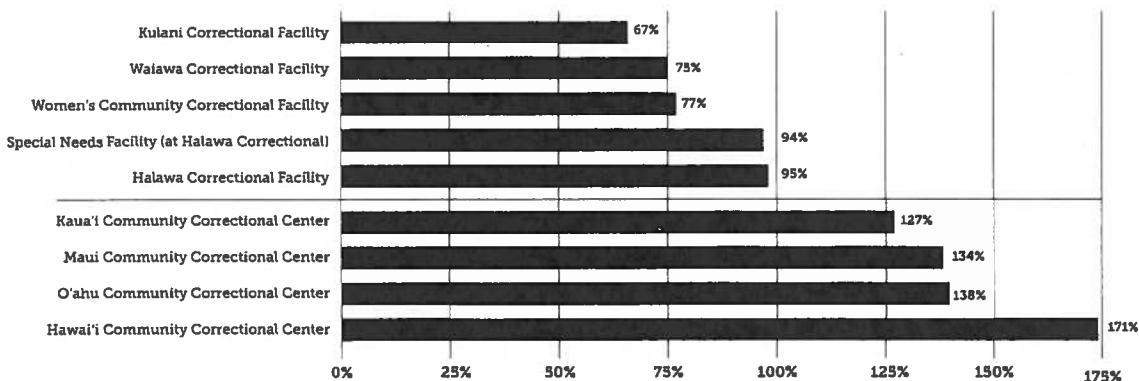
NATIVE HAWAIIANS CONTINUE TO BE DISPROPORTIONATELY INCARCERATED AND DISPARATELY IMPACTED.

The staggering growth of Hawaii's incarcerated population has affected all ethnic groups, but its impacts on Native Hawaiian families were devastating and include unique cultural trauma^{iv} and intergenerational incarceration.^v Native Hawaiians are overrepresented in our prison system, constituting just 18% of the State's adult population^{vi} but 37% of the incarcerated population.^{vii}

36.96%
Hawaiian/
Part-Hawaiian

Source: Hawaii Department of Public Safety, System Wide End of Month Data, July 2018

HAWAII JAILS AND PRISONS ARE SEVERELY OVERCROWDED. MANY HOLD POPULATIONS FAR EXCEEDING 100% OF THEIR OPERATIONAL CAPACITIES.



State of Hawaii, Department of Public Safety, System Wide End of Month Data, November 2018

In 1995, Hawaii began sending prisoners to privately operated prisons on the Continental U.S. Hawaii currently has over 1,400 prisoners at the Saguaro Correctional Center in Arizona^{viii} and is one of only five states that has over 20% of its prisoners in private prisons.^{ix} The State also holds roughly 160 additional overflow prisoners at Hawaii's Federal Detention Center.^x Even with all this outsourcing, many of Hawaii's State-operated facilities are severely overcrowded, holding more prisoners than either their originally designed or modified operational capacities allow.^{xi}

KEY RECOMMENDATIONS

CREATE A NEW VISION FOR CORRECTIONS IN HAWAII

Issue: Hawaii's correctional system is not producing acceptable, cost-effective, or sustainable outcomes, and it is not making our communities safe. The State spends over \$226 million a year on corrections but we have a recidivism rate of over 50% and more than 27,000 citizens under some form of correctional supervision.

Recommendations:

1. Transition to a more effective and sustainable correctional system that focuses on rehabilitation rather than punishment.
2. Create and fund an Implementation Commission and Transitional Coordinator position to ensure that the transition to a rehabilitative system takes place in a timely, efficient, and effective manner.
3. Create an Oversight Commission to immediately address prison suicides, sexual assaults, and other unacceptable and unlawful conditions in our prison system.
4. Create an Academy to train correctional workers at all levels in rehabilitative philosophy and practices.

REDUCE THE NUMBER OF NATIVE HAWAIIANS IN THE PRISON SYSTEM

Issue: Native Hawaiians make up about 21% of the general population, but 37% of the prison population. This overrepresentation has existed for decades and has led to intergenerational incarceration for some Native Hawaiian families.

Recommendations:

1. Develop evidence-based, early intervention strategies that are focused on diverting Hawaiian youth away from the criminal justice system and toward pathways for success.
2. Create cultural courts in the criminal justice system.
3. Expand in-prison Native Hawaiian educational and cultural programs.
4. Make culturally relevant reentry programs available to Native Hawaiians.
5. Implement the recommendations of the 2012 Native Hawaiian Justice Task Force consistent with best practices.

EVALUATE, IMPROVE, AND EXPAND EVIDENCE-BASED PROGRAMS

Issue: Evidence-based programs are an essential part of the rehabilitation process and are a cost-effective way to reduce recidivism.

Recommendations:

1. Ensure that every prisoner is functionally literate by the time of release.
2. Expand opportunities for prisoners to take community college courses.
3. Create a prison to college pipeline.
4. Restore funding to the highly successful sex offender treatment program.
5. Prisoners should participate in at least three programs that address criminogenic factors.
6. Expand restorative justice programs.

STATE SPENDING ON INCARCERATION IS AT AN ALL-TIME HIGH AND CONTINUES TO RISE.

On average, the State spends \$66,439 a year to house a prisoner in Hawai'i.^{xii} The annual corrections budget is over \$220M^{xiii}; moreover, the State plans to spend \$525M to replace OCCC, \$45M to expand the women's prison, and millions more to expand the prisons on each of the neighbor islands.^{xiv}



\$182 / DAY

It costs the State roughly \$182 per day to hold an inmate in custody in Hawai'i

\$59,500

Annual median earnings of a full-time year-round worker



VS.



\$66,500

Annual cost to house one inmate


U.S. Census Bureau. 2017. "Earnings in the Past 12 Months." Accessed Dec 21, 2018. https://factfinder.census.gov/tables/services/ppt/pages/productviewx.html?pid=ACS_17_1YR_S2001bprodType=table
State of Hawai'i. Department of Public Safety. Fiscal Year 2018 Annual Report. Accessed Jan 4, 2019. <http://dps.hawaii.gov/publications/annual-reports/psd-annual-reports/>

OVER HALF OF THE INMATES RELEASED FROM PRISON RECIDIVATE WITHIN THREE YEARS; INCARCERATION IS NOT MAKING US SAFER.

57% recidivate within 3 years of release

53% of Parolees

66% of Maximum-term



Hawai'i's correctional system costs taxpayers hundreds of millions of dollars a year, but it does not produce acceptable results. Over half of Hawai'i's inmates who are released on parole (53.3%) and over two thirds (66.0%) of those who serve their maximum sentence recidivate within three years of release.^{xv} Of those who reoffend, 63% do so in their first year, 26% within their second year, and 11% within their third year of release.^{xvi} These results indicate that reversion to crime is not gradual but immediate, and that time spent in prison does not rehabilitate but merely punishes and incapacitates.

Recidivism = arrest for new offense or revocation of probation or parole

Wong, Timothy. 2018. "2017 Recidivism Update." Interagency Council on Intermediate Sanctions. Accessed Dec 21, 2018. <https://icis.hawaii.gov/wp-content/uploads/2018/08/Hawaii-Recidivism-2017.pdf>

THE HCR 85 TASK FORCE

IMPROVE THE REENTRY PROCESS AND SUPPORT THE DEVELOPMENT OF NEW TRANSITIONAL HOUSING

Issue: Hawai'i does not have an effective support system for prisoners reentering the community.

Recommendations:

1. At the time of release all prisoners should have a decent place to live, gainful employment, health insurance, identification, and access to addiction and mental health services.
2. Amend or eliminate statutes that erect barriers to reentry.
3. Create a unit within PSD to locate housing for difficult to place inmates who are eligible for compassionate release.
4. Designate Leahi Hospital as the default placement for compassionate release prisoners who require intermediate or acute levels of care.
5. Expand and improve transitional housing through partnerships with non-profit organizations.

BUILD A NEW JAIL THAT IS SMALLER AND SMARTER THAN THE JAIL NOW UNDER CONSIDERATION

Issue: The State is planning to spend \$525 million on a new jail on O'ahu, but it has no plans or policies on how to make the pretrial process— from arrest to trial—more fair, just, and efficient, and it has no plans on how to reduce the jail population and ensure that the new jail does not become a warehouse for the poor, the homeless and the mentally ill.

Recommendations:

1. Stop any further jail planning until there is a plan to reduce the jail population through diversion, bail reform, and other means, and ensure that the jail houses only those few individuals who are a danger to society or a flight risk.
2. Build the jail near the courts.
3. Build a jail that uses clustered housing and dynamic security.
4. Do not house the mentally ill, or probation or parole violators in the new jail.

OTHER RECOMMENDATIONS

1. Adopt a rehabilitative vision and mission statement, and rehabilitative goals, objectives, and strategies for the Department of Public Safety.
2. Expand community-based treatment programs as an alternative to incarceration.
3. Expand the drug, mental health, and veteran's courts.
4. Reform the cash bail system to reduce the jail population.
5. Create a Sentencing Reform Commission to review the penal code with the goal of downgrading offenses and shortening sentences.
6. Set numerical goals and a timetable for reducing Hawai'i's prison population.
7. Support federal legislation that would benefit Hawai'i, such as restoration of Pell grants for prisoners.
8. Support the initiative to create a BA and MA program in Criminology/Criminal Justice at the University of Hawai'i at Mānoa.
9. Support a second round of Justice Reinvestment for Hawai'i.

GENERAL RECOMMENDATIONS

HAWAII SHOULD REDUCE ITS INCARCERATED POPULATION AND PLAN RESPONSIBLY FOR THE FUTURE.

Building new jails and prisons without fundamentally changing our approach to corrections would be a short-sighted and costly mistake. Replicating the current system in new facilities will only perpetuate poor outcomes for decades.

Instead of building new prison beds, Hawaii should focus on efforts to reduce its correctional population, including: reforming our sentencing laws to reduce prison admissions; and increasing investments in diversion programs.

The HCR 85 Task Force is particularly concerned about the State's plans to build a new \$525M jail to replace OCCC. Because jails are extremely expensive to build, maintain, and operate, communities across the country are working to reduce their jail populations through bail reform and innovative diversion programs. We should immediately stop the costly planning for a new jail and form a collaborative working group of stakeholders and government officials to plan and design a jail that is smaller, smarter, and less expensive than the one now under consideration.

HAWAII SHOULD TRANSITION TO A REHABILITATIVE CORRECTIONAL SYSTEM.

The HCR 85 Task Force took a comprehensive approach to prison reform and has recommendations in many areas. Our primary recommendation, however, is that Hawaii immediately transition from a punitive to a rehabilitative correctional system. A rehabilitative system drives prisoners to examine, understand, and overcome their negative impulses and poor decision-making. There is a growing national consensus that this type of system produces far better results than punitive ones^{xvi}, and internationally, well-established rehabilitative systems have achieved two-year recidivism rates as low as 20%.^{xvii}

To achieve a rehabilitative correctional model, Hawaii should provide prisoners with individualized counseling and guidance, more educational opportunities, continuing family integration support, and evidence-based programming that has proven success in reducing recidivism.

HAWAII PRISON REFORM REQUIRES COMPREHENSIVE CHANGE.

A concerted and comprehensive effort is needed from all branches of government to change the course of corrections in Hawaii, rein in costs, and reverse the impacts of mass incarceration on the most vulnerable members of our community. Real change requires us to address the root causes of crime in our communities: poverty, unemployment, homelessness, low educational attainment, and drug use. These systemic social and economic conditions incubate criminal risk, but greater investment in public education and early intervention, housing resources, employment opportunities, drug treatment programs, mental health treatment, and general health-care for disadvantaged communities can strengthen resilience in individuals and families and make communities safer.

CONCLUSION

Reforming our badly broken correctional system will not be quick or easy. It took us forty years to create the many problems we now face, and it will take many years to fix them. But with vision and commitment, we can create a correctional system that is more effective, humane, and just.

KŪLANIHĀKO'I

E Kūlanihāko'i kau maila i luna e hū
A ua maila ua
A kupu maila kupu
A līko maila līko
A lau maila lau
A lālā maila lālā
A kumu maila kumu
A kumu pa'a hina ole
E ho'oulu mai, e ho'oulu mai
A ulu maila e

The legendary Kūlanihāko'i lofty above us, behold it overflows
Behold the rains fall
And the sprouts appear
And the buds show forth
And the leaves unfurl
And the branches extend forth
And the trunk of the tree expands and becomes firm
Until the trunk becomes unable to topple
Make it grow, let it grow
Behold it is grown

This oli speaks of turbulent challenge, life-giving nourishment, acceptance, renewal, growth, and ultimately deeply-rooted resilience and courage. It is chanted by inmates, the haumāna of Kumu Hinalaioana Wong-Kalu's Kū Kanaka class sponsored by OHA and offered at Halawa Correctional Facility and OCCC. The class focuses on identity affirmation through exploration of self and heritage, as well as kuleana to oneself, 'ohana, and community. The haumāna practice providing stability and support to themselves and each other as they acknowledge their challenges and affirm their abilities to overcome them.

The original art featured on the cover of this Executive Summary was developed by inmates in the Kū Kanaka class; it expresses their vision of their own transformations, their aloha and mahalo for opportunities for change, and their determination to 'auamo their mana to be the strongest people and best leaders they can be. The cover photographs feature inmate members of Kahu Kaleo Patterson's Native Hawaiian Church observing traditional Makahiki ceremonies celebrating healing, reflection, renewal, and peace.

PHOTOS - Kai Markell
DESIGN - OHA Digital & Print Media

ⁱ Carson, E. Ann and Mulako-Wangota, Joseph. Bureau of Justice Statistics. (Count of total jurisdiction population). Generated using the Corrections Statistical Analysis Tool (CSAT) - Prisoners at www.bjs.gov (15-Dec-18)

ⁱⁱ State of Hawaii. Crime Prevention and Justice Assistance Division. *Crime in Hawaii - Uniform Crime Reports 1975-2016*. Accessed Jan 4, 2019. <http://ag.hawaii.gov/cpja/rs/civ/>

ⁱⁱⁱ Carson, E. Ann and Mulako-Wangota, Joseph. Bureau of Justice Statistics. (Imprisonment rates of total jurisdiction population). Generated using the Corrections Statistical Analysis Tool (CSAT) - Prisoners at www.bjs.gov (15-Dec-18)

^{iv} Keahiolo-Karasuda, Raedeen. 2010. "A Genealogy of Punishment in Hawaii: The Public Hanging of Chief Kamanawa II." *Hōkū: Multidisciplinary Research on Hawaiian Well-Being* 6, no. 7: 147-167. http://kamehamehapublishing.org/_assets/publishing/hokui/Hokui_Vol6_7.pdf

^v Office of Hawaiian Affairs. Native Hawaiian Justice Task Force Report. Honolulu: Office of Hawaiian Affairs, 2012. 18. https://19of32x2yl33s8o4xza0g14-wpengine.netdna-ssl.com/wp-content/uploads/2012/NHJTFR_REPORT_FINAL_0.pdf

^{vi} U.S. Census Bureau. 2017. "Community Facts." American Fact Finder. Accessed Dec 21, 2018. <https://factfinder.census.gov/faces/tableservices/jsf/pages/productview.xhtml?src=CF>

^{vii} State of Hawaii. Department of Public Safety. System Wide End of Month Data. July 2018.

^{viii} State of Hawaii. Department of Public Safety. End of Month Population Report. November 2018.

^{ix} Carson, E. Ann. 2018. "Prisoners in 2016." U.S. Department of Justice. Last modified Aug 7, 2018. <https://www.bjs.gov/content/pub/pdf/p16.pdf>.

^x State of Hawaii. Department of Public Safety. End of Month Population Report. November 2018.

^{xi} State of Hawaii. Department of Public Safety. End of Month Population Report. November 2018.

^{xii} State of Hawaii. Department of Public Safety. Fiscal Year 2018 Annual Report. Accessed Jan 4, 2019. <http://dps.hawaii.gov/publications/annual-reports/psd-annual-reports/>.

^{xiii} State of Hawaii. Department of Public Safety. Fiscal Year 2018 Annual Report. Accessed Jan 4, 2019. <http://dps.hawaii.gov/publications/annual-reports/psd-annual-reports/>.

^{xiv} Espinda, Nolan. 2018. "Pre-Assessment Consultations - New Medium Security Housing Units at Kaula, Maui, and Hawaii Community Correctional Centers." Department of Public Safety. Accessed Dec 21, 2018. <https://dps.hawaii.gov/wp-content/uploads/2018/07/PreAssess-Consultations-Neighbor-Island-CCC-Housing-7-30-18.pdf>.

^{xv} Wong, Timothy. 2018. "2017 Recidivism Update." Interagency Council on Intermediate Sanctions. Accessed Dec 21, 2018. <https://icis.hawaii.gov/wp-content/uploads/2018/08/Hawaii-Recidivism-2017.pdf>.

^{xvi} These aggregated time-period recidivism rates include probationer recidivists in addition to parolee and maximum term recidivists. Wong, Timothy. 2018. "2017 Recidivism Update." Interagency Council on Intermediate Sanctions. Accessed Jan 4, 2019. <https://icis.hawaii.gov/wp-content/uploads/2018/08/Hawaii-Recidivism-2017.pdf>.

^{xvii} In the U.S., Alaska and North Dakota are already transitioning to rehabilitative systems, and other states are expected to follow.

^{xviii} "Rehabilitative systems have been in place in Western Europe and Scandinavia for over a decade and are achieving recidivism rates as low as 20%. Kristoffersen, Ragnar. 2013. "Relapse study in the correctional services of the Nordic countries. Key results and perspectives." *EuroVisa* 2, no. 3: 169.

Strategic Planning Process Update

January 24, 2019

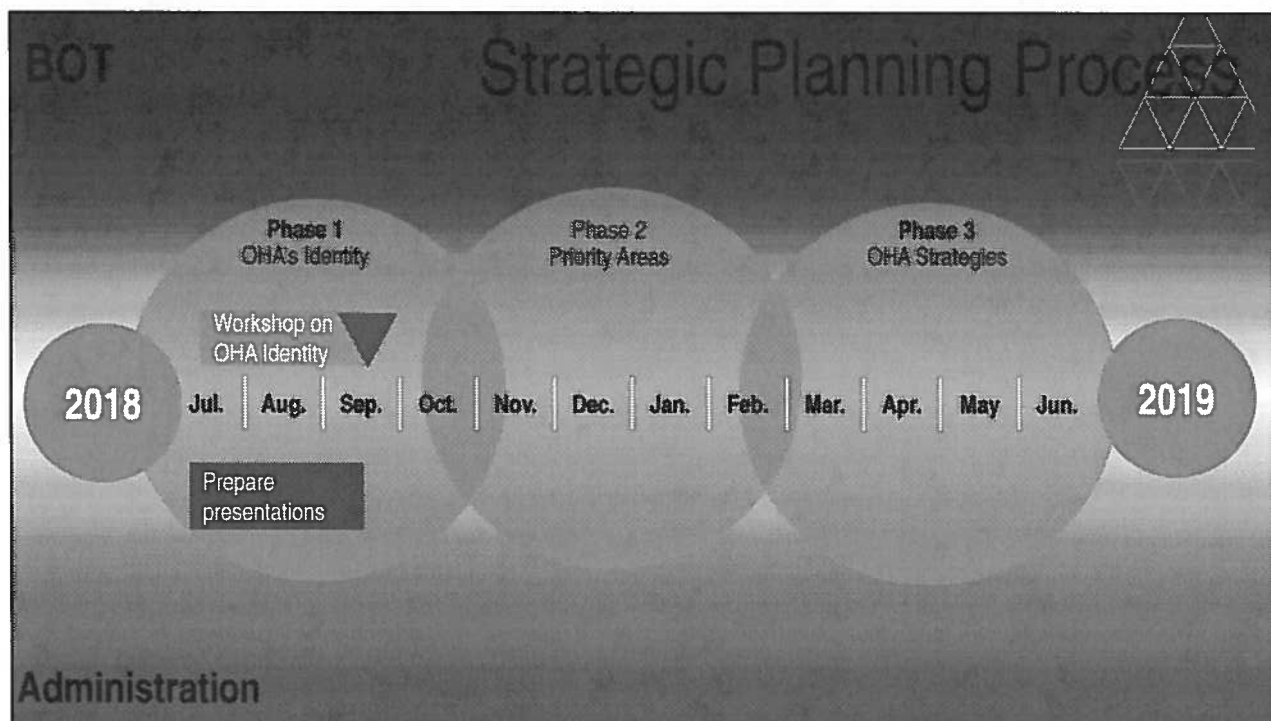
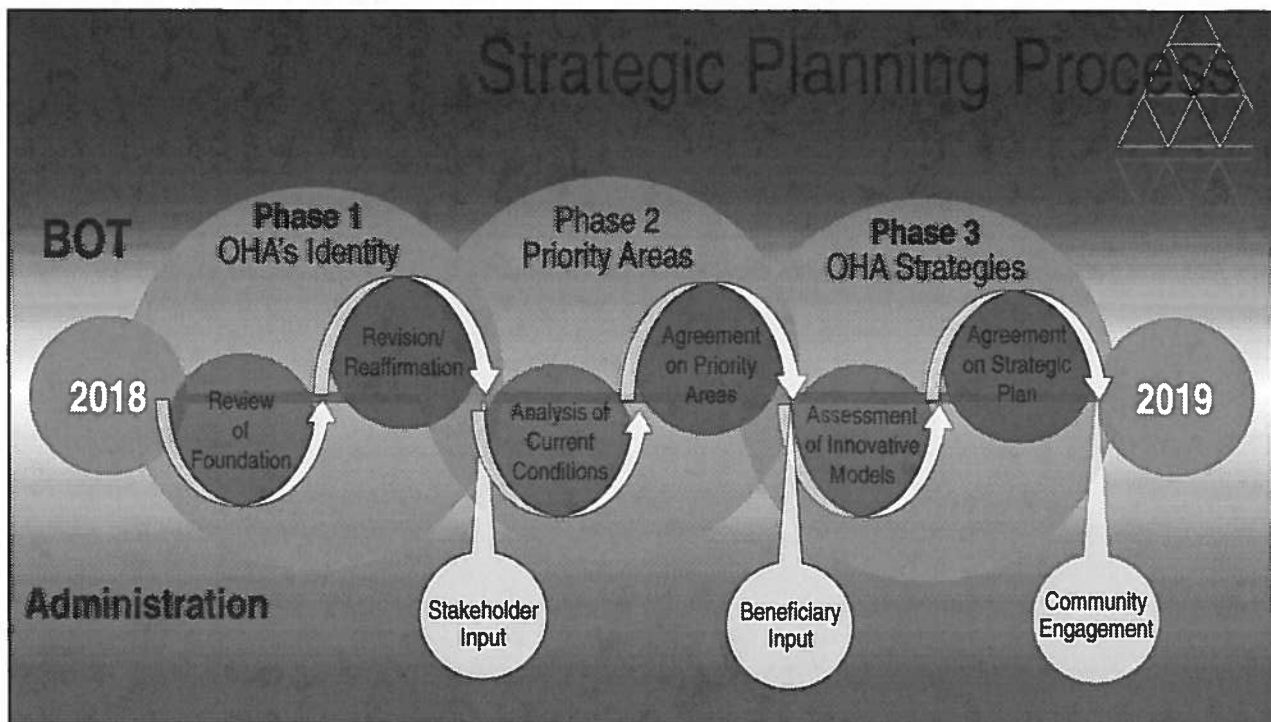
- Lessons Learned
- Timeline
- **Review:** Phase 1: OHA Identity
- **Realignment:** Phase 2: Priority Areas
- **Proposed Scheduled:** Phase 3: Strategies
- Moving Forward, FY2020 and Beyond

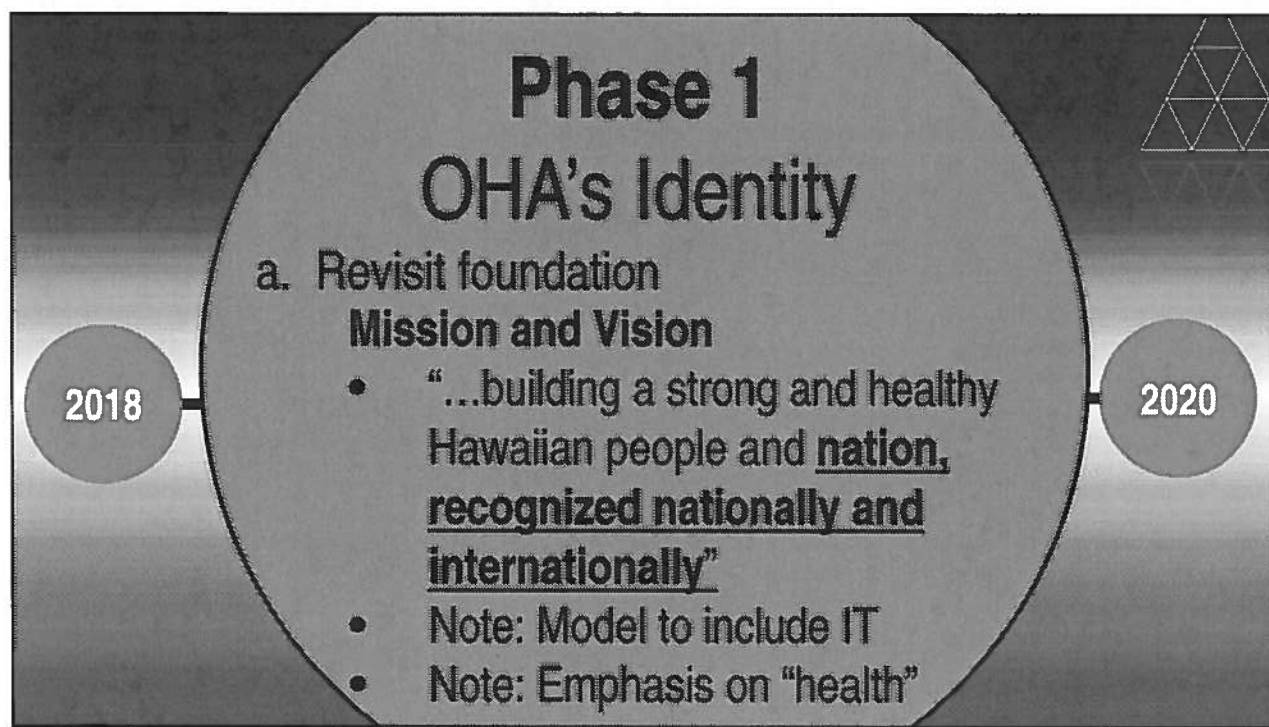
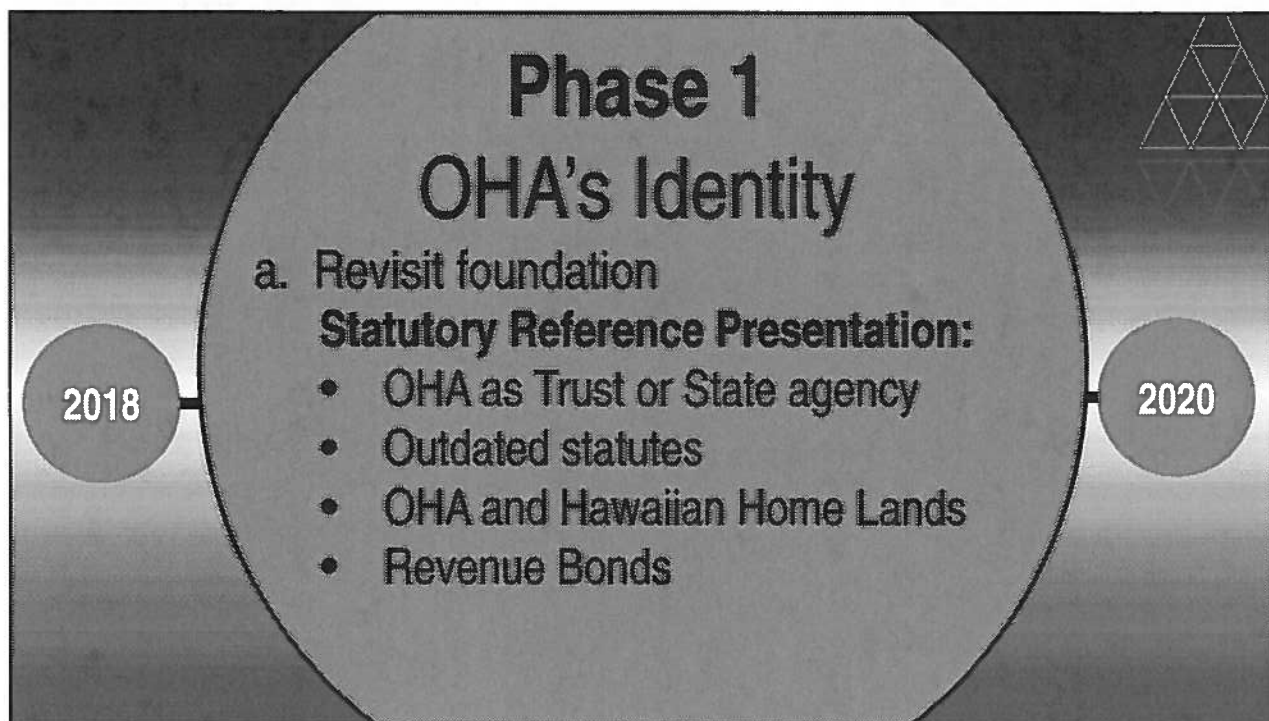
Lessons Learned

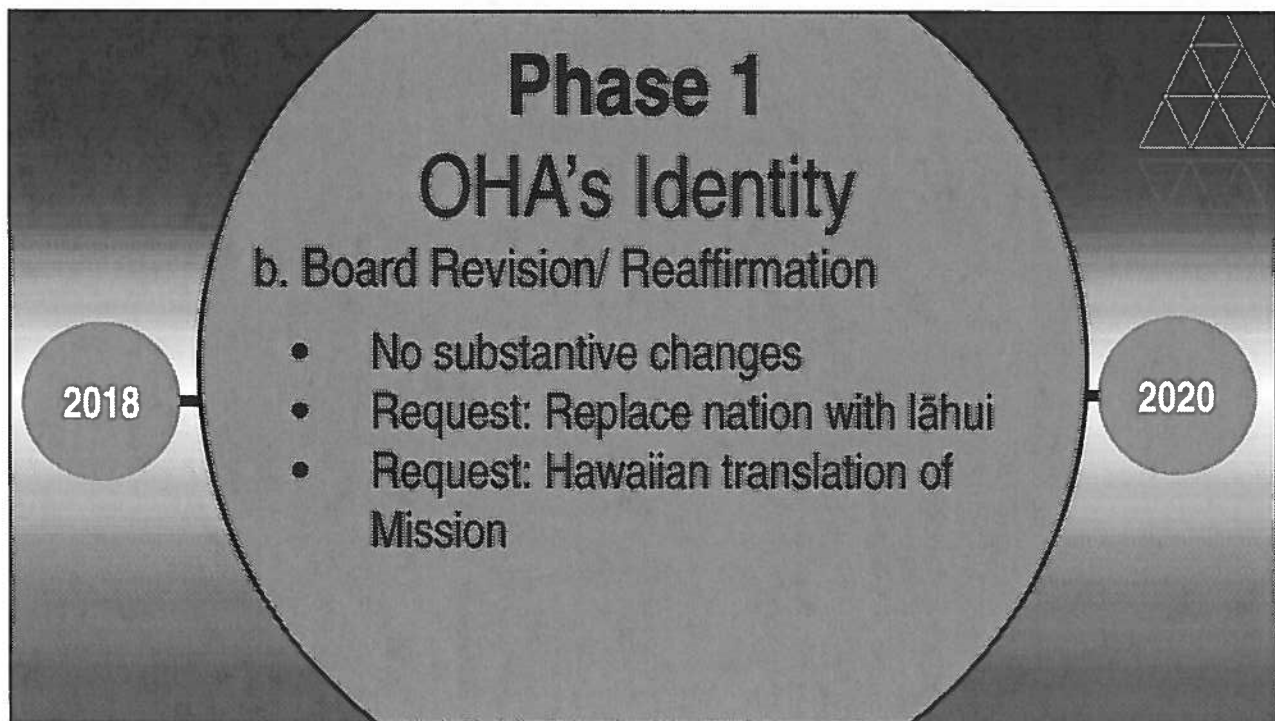
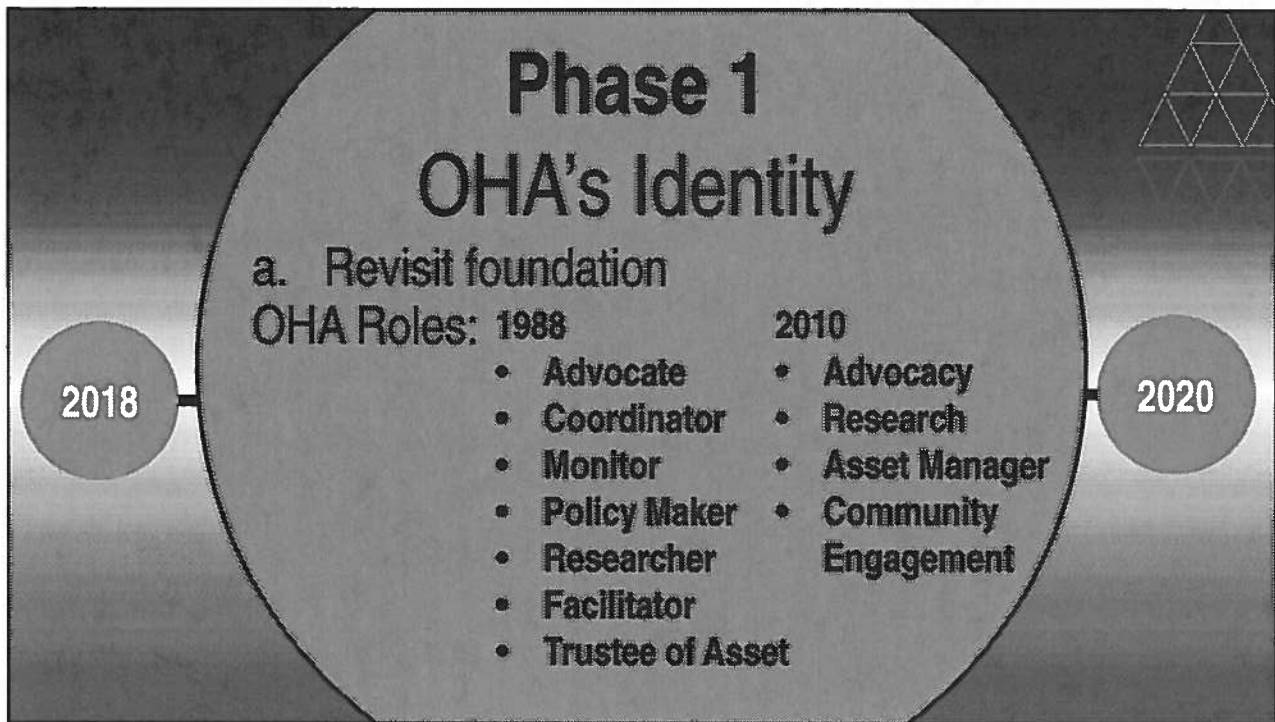
OHA 2008

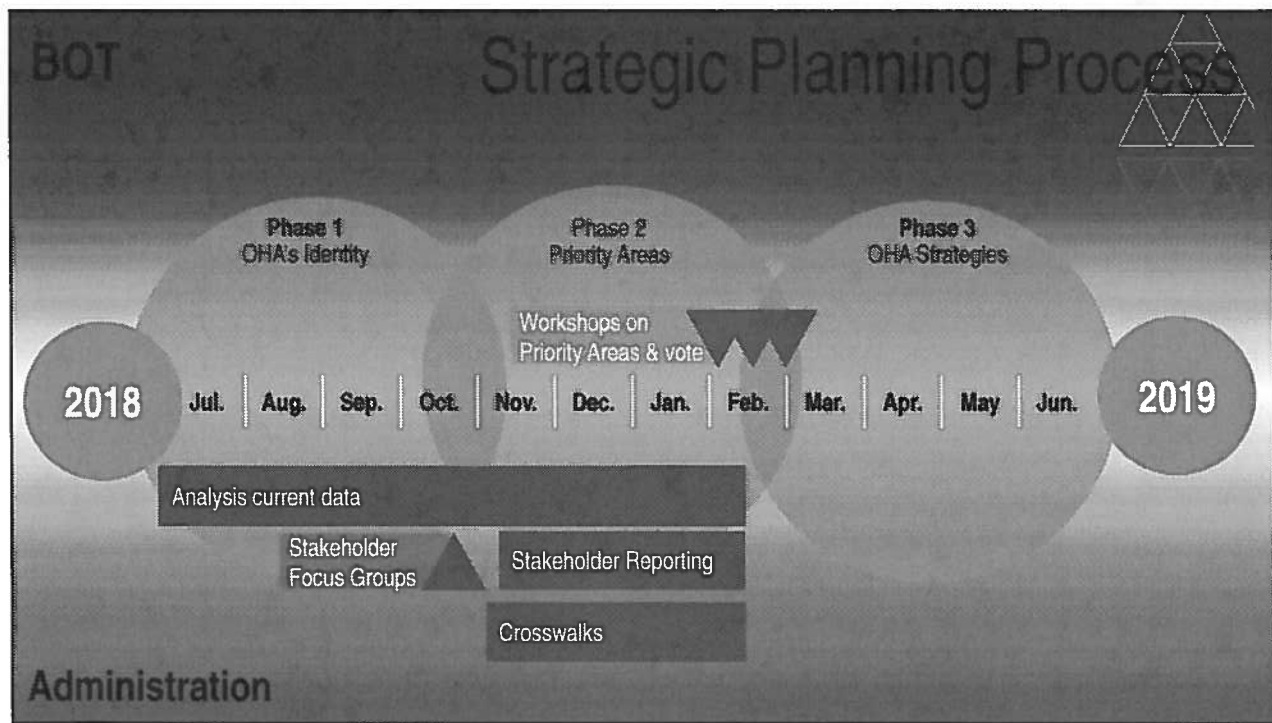
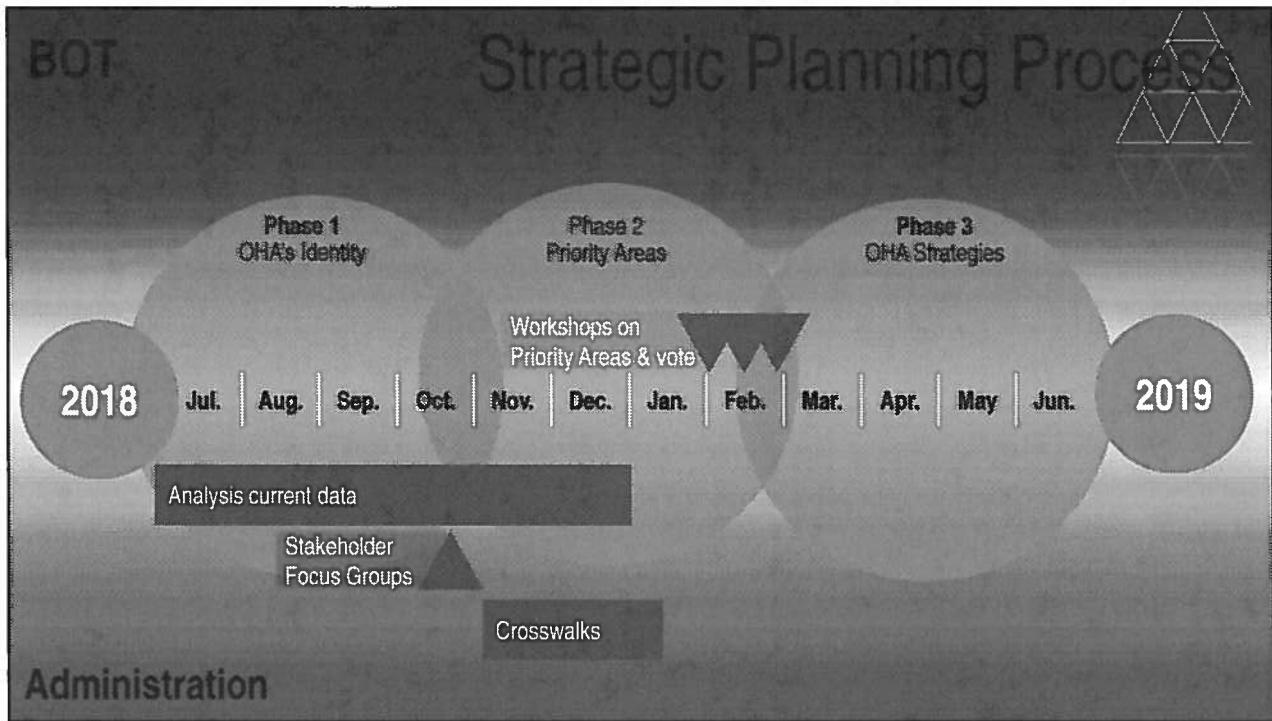
Proposed OHA 2018

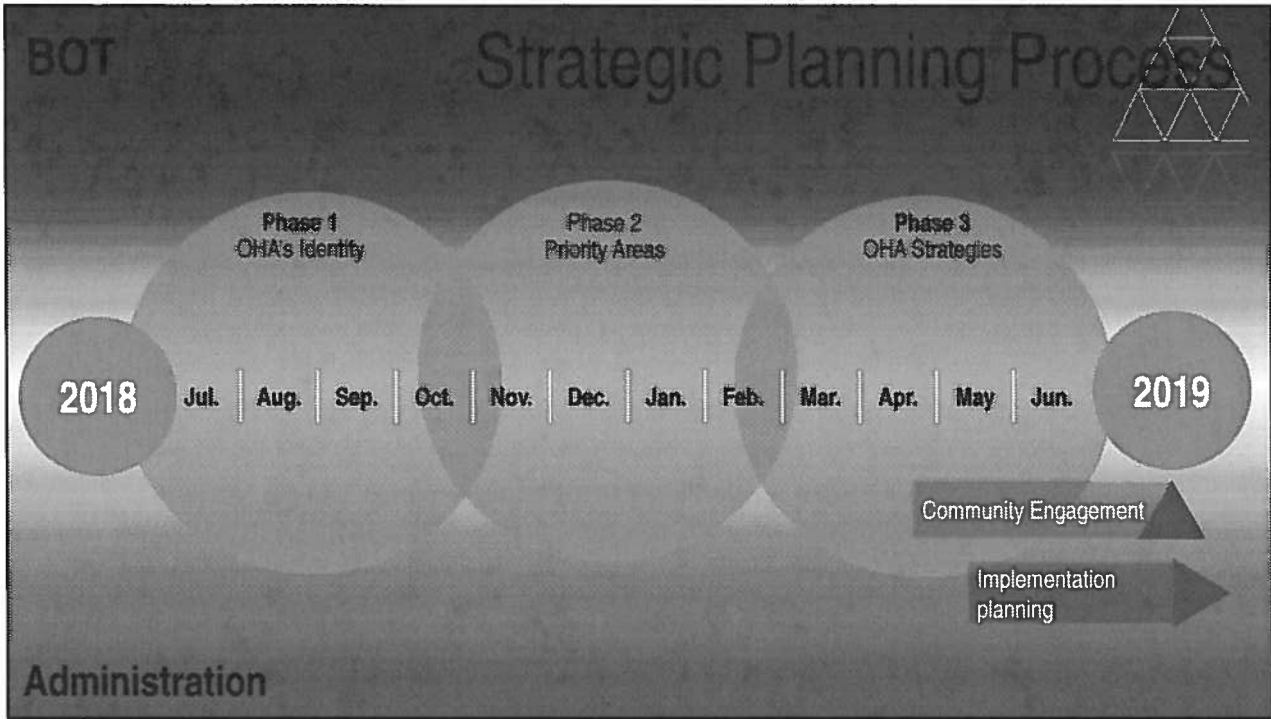
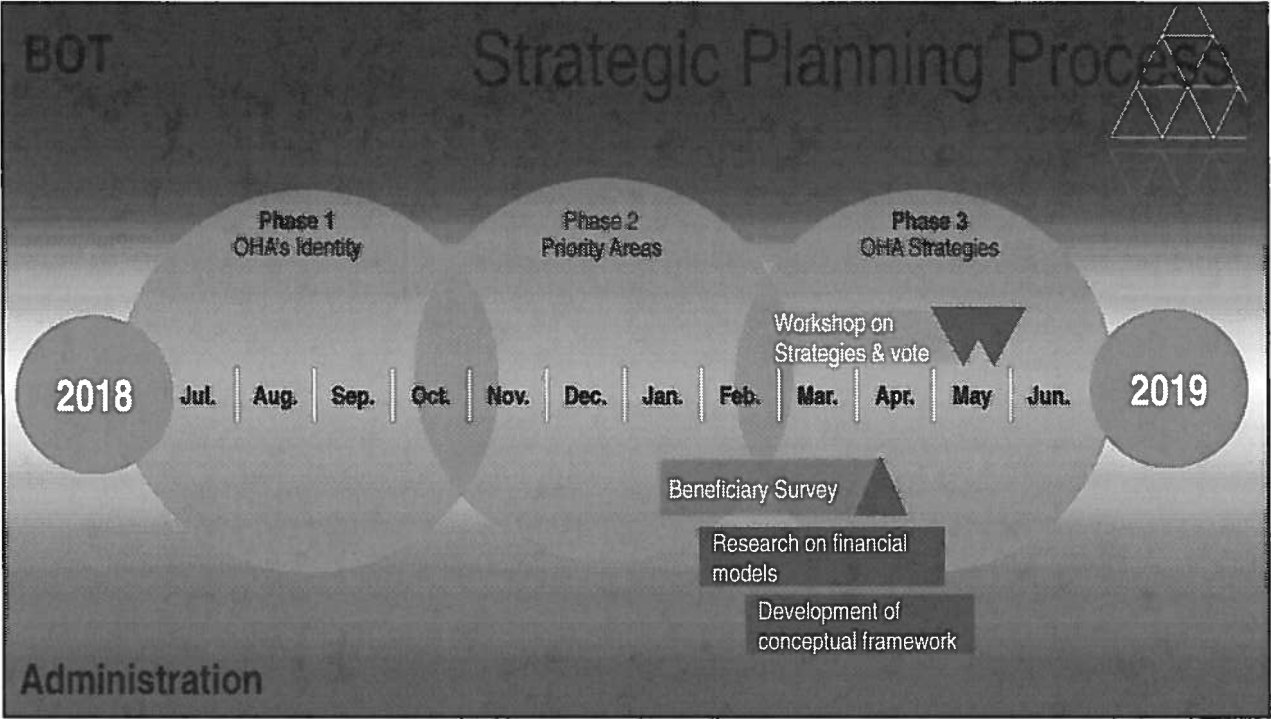
High Cost	→	Adequate financial resources
6 Priority Areas	→	Focused priority areas
Contractor lead	→	Internally lead (BOT and Administration)/ community informed
8 year fixed results	→	Responsivity, ability to revisit results
Strategic Plan only	↘	Transition Plan
	↘	Implementation Plan

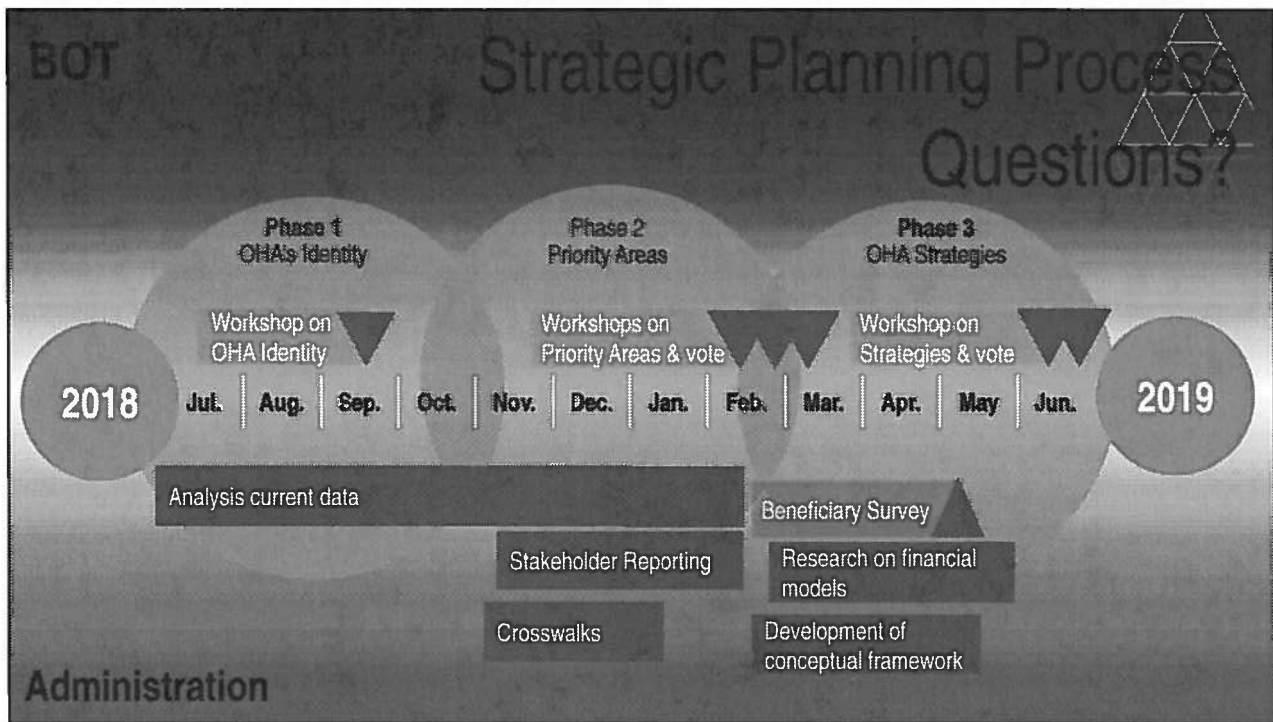












Office of Hawaiian Affairs
Board of Trustee Meeting
February 21, 2019
10:00 am

V. New Business

- A. Committee on Beneficiary Advocacy and Empowerment
 - 1. 2019 OHA Legislative Positioning – Matrix 1, February 13, 2019
 - 2. 2019 OHA Legislative Positioning – Matrix 1, February 20, 2019*

** The committee report for Action Item V.A.2. will be forwarded to the Board of Trustees following its approval at the BAE Committee Meeting scheduled for February 20, 2019.*

OFFICE OF HAWAIIAN AFFAIRS
Committee on Beneficiary Advocacy and Empowerment (BAE)
COMMITTEE REPORT

February 13, 2019

The Honorable Colette Y. Machado, Chair
Board of Trustees
Office of Hawaiian Affairs

Chair Machado,

Your Committee on Beneficiary Advocacy and Empowerment, having met on February 13, 2019 and after full and free discussion, recommends approval of the following action to the Board of Trustees:

**To approve Administration's recommendations on
NEW BILLS (Items 1 - 89) and BILL POSITIONS FOR RECONSIDERATION (Items 90 - 92), where Item 92, HB1347 changes from ~~Monitor~~ to SUPPORT along with the following revisions:**

CHANGE Items:

- 27 / 77; HB1025 / SB1251 from ~~Comment~~ to **OPPOSE**;
- 313 / 523; HB1114 / SB728 from ~~Support~~ to **COMMENT**;
- 390; SB1 from ~~Oppose~~ to **COMMENT**; and
- 556; SB919 from ~~Support~~ to **MONITOR**

on the OHA Legislative Positioning Matrix dated February 13, 2019, as amended.

***** NOTE:** *In an effort to save paper/lower cost please refer to:*


*Attachment A – BAE Roll Call Vote Sheet - for a full detail of measures
included in this motion*

Relevant attachments are included for your information and reference.


Attachment(s):

BAE Roll Call Vote Sheet – 2019 OHA LEGISLATIVE POSITIONING – Matrix 2**†

Respectfully submitted:



Trustee John Waihe'e, IV, Chair



Trustee Kaleihikina Akaka, Vice-Chair



Trustee Lei Ahu Isa, Member




Trustee Dan Ahuna, Member

CONCURRED

Trustee Keli'i Akina, Member



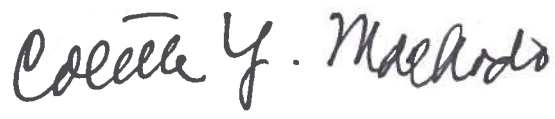
Trustee Brendon Kalei'aina Lee, Member



Trustee Carmen Hulu Lindsey, Member



Trustee Robert K. Lindsey, Jr., Member



Trustee Colette Y. Machado, Member

Roll Call Vote Sheet

COMMITTEE ON BENEFICIARY ADVOCACY AND EMPOWERMENT (BAE)	DATE: February 13, 2019 MOTION: 1:59 p.m. VOTE: 2:00 p.m.
AGENDA ITEM: V. New Business A. 2019 OHA Legislative Positioning – Matrix 2**†	
MOTION: To approve Administration’s recommendations on <i>NEW BILLS (Items 1 - 89) and BILL POSITIONS FOR RECONSIDERATION (Items 90 - 92), where Item 92, HB1347 changes from Monitor to SUPPORT</i> along with the following revisions: CHANGE Items: <ul style="list-style-type: none">• 27 / 77; HB1025 / SB1251 from Comment to OPPOSE;• 313 / 523; HB1114 / SB728 from Support to COMMENT;• 390; SB1 from Oppose to COMMENT; and• 556; SB919 from Support to MONITOR on the OHA Legislative Positioning Matrix dated February 13, 2019, as amended.	

Bills that were discussed					
ITEM #	BILL#	REPORT	DESCRIPTION	POSITION	IN BAE MEETING CHANGE
			New Bills		
1	HB188	RELATING TO TRANSPORTATION.	Establishes a task force to provide for the orderly transfer of jurisdiction over state highways to the county in which the highway is located, provided that the county has a population greater than five hundred thousand.	MONITOR	
2	HB261	RELATING TO AGRICULTURE.	Clarifies definition of "qualified agricultural costs." Extends through the 2029 taxable year the time in which the Department of Agriculture may certify important agricultural lands qualified agricultural cost tax credits. Applies to taxable years beginning after 12/31/2019.	MONITOR	
3	HB344	RELATING TO PUBLIC ACCESS.	Provides that where public access is required as a condition of a subdivision, either the county must accept dedication of and maintain the access or identify an entity to own and maintain the access. Authorizes the county to require the subdivider to establish a stewardship fund for maintenance purposes.	MONITOR	
4	HB374	RELATING TO THE STATE COORDINATOR ON HOMELESSNESS.	Establishes the position of state coordinator on homelessness and requires the state coordinator on homelessness to report directly to the lieutenant governor. Makes an appropriation.	MONITOR	
5	HB375	RELATING TO URBAN AGRICULTURE.	Requires the counties to incorporate urban agriculture principles and policies in land use planning.	MONITOR	
6	HB458	RELATING TO SMALL BOAT HARBORS.	Authorizes the transfer of operations, administration, management, and maintenance of the Kihei Launch Ramp from BLNR to the Kaho'olawe Island Reserve Commission. Preserves DLNR authority to issue permits and collect fees due to the Boating Special Fund.	MONITOR	
7	HB473	RELATING TO HOMELESSNESS.	Establishes the long-term rental assistance pilot program to be administered by the department of health. Appropriates funds for the administration of the pilot program.	MONITOR	

8	HB479	RELATING TO HOUSING.	Establishes the ALOHA homes authority to facilitate the development of low-cost homes for sale to Hawaii residents on state-owned and county-owned land near rail stations of the Honolulu rail transit system, to be known as the urban redevelopment district. Establishes guidelines within the urban redevelopment district. Establishes provisions related to the sale of leasehold interest of ALOHA homes.	OPPOSE	
9	HB545	RELATING TO TRANSPORTATION.	Specifies that a government agency does not assume ownership or jurisdiction over a disputed road solely through maintenance or repair activities. Authorizes the State to quitclaim ownership of roads in favor of counties.	MONITOR	
10	HB547	RELATING TO FARMS.	Creates an exclusion from income tax for the lesser of fifty-one per cent of gross annual income or \$50,000 of gross annual income earned by a farmer from farming activities.	MONITOR	
11	HB568	RELATING TO HOUSING.	Establishes a three-year pilot program which authorizes nonprofit organizations in a county with a population of 500,000 or more to provide shelter to homeless persons, including by hosting temporary encampments on property owned by the organization. Prohibits the host county from enacting ordinances designed to deter the provision of shelter. Limits county liability.	COMMENT	
12	HB574	RELATING TO HOMELESSNESS.	Appropriates funds to the outreach program, rapid re-housing program, housing first program, family assessment centers, law enforcement assisted diversion program, and coordinated statewide homelessness initiative. Establishes and appropriates funds for a short-term rental assistance pilot program and a long-term rental assistance pilot program.	MONITOR	
13	HB643	RELATING TO HOMELESSNESS.	Appropriates funds to the outreach program, rapid re-housing program, housing first program, family assessment centers, law enforcement assisted diversion program, and coordinated statewide homelessness initiative. Establishes and appropriates funds for a short-term rental assistance pilot program and a long-term rental assistance pilot program.	MONITOR	

14	HB684	RELATING TO THE GOVERNOR'S COORDINATOR ON HOMELESSNESS.	Establishes in statute the position of Governor's Coordinator on Homelessness. Attaches the Governor's Coordinator on Homelessness to the Department of Human Services for administrative purposes, but requires the position to report to the Governor. Appropriates funds.	MONITOR	
15	HB685	RELATING TO GROUP LIVING FACILITIES.	Specifies that until the department of health establishes the clean and sober homes registry, group living facility operators shall be permitted to operate upon providing notice of operation to the applicable county.	MONITOR	
16	HB730	RELATING TO CHARTER SCHOOLS.	Appropriates funds to the public charter school commission to allocate to charter schools for meal service costs.	SUPPORT	
17	HB849	RELATING TO PUBLIC ACCESS TO THE SHORELINE IN SOUTH MAUI.	Requires the Department of Land and Natural Resources, in collaboration with the county councilmember representing the south Maui residency area, Kihei Community Association, and 'Aha Moku O Kula Makai, to develop a master plan to expand public access to the shoreline in south Maui, particularly state-owned land. Appropriates funds.	MONITOR	
18	HB876	RELATING TO HOMELESSNESS.	Directs the department of human services to develop and implement residential campgrounds for the homeless.	COMMENT	
19	HB882	RELATING TO HOMELESSNESS.	Appropriates funds to the Department of Human Services for the Coordinated Statewide Homeless Initiative. Requires the Department to procure the services of a master contractor to manage subcontracts and expenditures for services provided through the initiative.	MONITOR	
20	HB903	RELATING TO THE JUDICIARY.	Requires the Judiciary to implement a program that offers any qualifying person the option to fulfill any court-ordered financial obligation through: (1) installment payments in a payment plan; or (2) the performance of community service. Prohibits the courts from taking certain actions against a person solely because of that person's inability to pay if the person has entered into and is in compliance with the programs. Reinstates driver's licenses that were suspended for nonpayment under certain circumstances.	MONITOR	

21	HB910	RELATING TO BANYAN DRIVE.	Requires the Office of Planning to conduct a study on the infrastructure of the Banyan Drive area on the Waiakea Peninsula on the island of Hawaii. Appropriates funds.	MONITOR	
22	HB918	RELATING TO PUBLIC SCHOOL LANDS.	Extends the lease term for public-school lands from 55 to 99 years. (HB918 HD1)	OPPOSE	
23	HB933	RELATING TO CRISIS INTERVENTION.	Creates a crisis intervention and diversion program in the department of health to divert those in need to appropriate health care and away from the criminal justice system.	MONITOR	
24	HB958	RELATING TO LANDS CONTROLLED BY THE STATE.	Exempts from legislative approval the sale of the leased fee interest in certain affordable leasehold developments by the Hawaii Housing Finance and Development Corporation.	COMMENT	
25	HB990	RELATING TO DEPARTMENT OF DEFENSE FACILITIES.	Allows the Department of Defense to recoup operating costs when the Adjutant General permits temporary facility use of department facilities to the public. Currently, the law requires that "all moneys received from the rentals shall be deposited into the general fund of the State."	MONITOR	
26	HB998	RELATING TO THE HAWAII PUBLIC HOUSING AUTHORITY.	Excludes from the definition of "public lands" in section 171-2, Hawaii Revised Statutes, lands set aside by the governor to the Hawaii Public Housing Authority (HPHA) or lands to which the HPHA holds title. Requires legislative approval of the sale of lands to which the HPHA holds title.	MONITOR	
27	HB1025	RELATING TO LEASE EXTENSIONS ON PUBLIC LAND.	Authorizes the Board of Land and Natural Resources to extend leases of public lands for commercial, industrial, resort, or government use upon approval of a proposed development agreement to make substantial improvements to the existing improvements. Sunsets on June 30, 2029. (HB1025 HD1)	COMMENT	Comment > OPPOSE
28	HB1031	RELATING TO USE PERMITS FOR SMALL BOAT HARBOR FACILITIES.	Clarifies that certain fees for state small boat harbors shall be established by appraisal by a state-licensed appraiser approved by the Department of Land and Natural Resources and shall be set at fair market value. Clarifies fees charged for vessels used for commercial purposes.	MONITOR	

29	HB1032	RELATING TO STATE BOATING FACILITIES.	Allows the Board of Land and Natural Resources (Board) to lease any existing state boating facility in its entirety, and fast lands and submerged lands within any existing state boating facility, by public auction, request for proposals, or direct negotiation for private development, management, and operation. Requires the Board to make a finding regarding certain sea level rise factors before awarding any such lease. Clarifies that legislative approval is not required to award a lease, except that the Board may request approval from the Legislature in extraordinary circumstances, by concurrent resolution, where the Board has not made findings regarding sea level rise factors. Repeals fast lands and submerged lands lease requirements specific to Ala Wai Boat Harbor.	COMMENT	
30	HB1088	RELATING TO SCHOOL IMPACT FEES.	Exempts affordable housing units, additions to existing dwelling units, accessory dwelling units, ohana dwelling units, housing developed by the Hawaii Public Housing Authority, and certain housing units developed by self-help housing nonprofit organizations from school impact fee requirements. (HB1088 HD1)	MONITOR	
31	HB1100	RELATING TO EMERGENCY ACCESS TO SHELTER.	Prohibits public establishments from denying shelter to any person when an emergency alert advises the public to immediately seek shelter. Clarifies that any remuneration paid to owners of private property for services or incidental commodities during the disaster does not void the exemption from civil liability afforded to these owners except where owners increase the sale price of any service or incidental commodity. (HB1100 HD1)	MONITOR	
32	HB1117	RELATING TO STATE LANDS.	Requires the Board of Land and Natural Resources, Board of Agriculture, and the Agribusiness Development Corporation to ensure the timely collection of lease payments, track lessees that are in arrears of lease payments, and offer payment plans for lessees in arrears. Prohibits land leased by the Agribusiness Development Corporation from being assigned or sublet without corporation approval. (HB1117 HD1)	MONITOR	

33	HB1128	RELATING TO TRANSITIONAL HOUSING.	Requires the Department of Human Services to establish, construct, and operate a transitional shelter comprising micro units beneath the Nimitz Viaduct or other areas on the island of Oahu, and to submit a report on the establishment of the transitional shelter to the Legislature. Makes an appropriation.	MONITOR	
34	HB1219	RELATING TO PUBLIC LANDS.	Authorizes the designation of areas or regions of public lands classified as commercial, industrial, resort and hotel, and the establishment and implementation of guidelines for the redevelopment of the areas or regions that will: (1) modernize the policies for the management of public lands in the designated area; (2) establish a plan for the designated area, including district-wide improvements, that is coordinated with state and county land use and planning policies; and (3) implement asset and property management concepts that can optimize income from the properties and evolve in response to changing principles of property administration. Designates the public lands on the Waiakea peninsula on the island of Hawaii as the Waiakea Peninsula Redevelopment District. Repeals the Waiakea Peninsula Redevelopment District on 6/30/2029. Appropriates funds.	COMMENT	
35	HB1236	RELATING TO MAKUA VALLEY.	Establishes a Makua Valley Task Force to prepare for the transition of the Makua Military Reservation from the United States Army upon the expiration of the Army's lease for the land.	SUPPORT	
36	HB1311	PROPOSING AMENDMENTS TO ARTICLE VI OF THE CONSTITUTION OF THE STATE OF HAWAII TO AMEND THE MANNER IN WHICH JUSTICES AND JUDGES ARE APPOINTED, CONSENTED TO, AND RETAINED.	Proposes amendments to the Constitution of the State of Hawaii relating to the appointment and retention of justices and judges. Changes the required time frames from thirty to ninety days for the process to appoint and consent to a justice or judge. Harmonizes the senate consent procedures for district court judgeship nominees to mirror the senate consent procedures relating to supreme court justices and intermediate court of appeals and circuit court judges. Authorizes the senate to approve or reject subsequent terms of office for justices and judges.	MONITOR	

37	HB1314	RELATING TO STATE PLANNING.	Includes objectives and policies and implementation guidelines for planning for the lei of green in the Hawaii state plan.	MONITOR	
38	HB1375	RELATING TO THE STATE OF HAWAII MUSEUM OF NATURAL AND CULTURAL HISTORY.	Increases the amount of transient accommodations tax revenues allocated for the tourism special fund. Allocates \$1,500,000 of the tourism special fund for the operation of the State of Hawaii Museum of Natural and Cultural History. Requires the Department of Business, Economic Development, and Tourism to calculate an adjusted allocation each year. Appropriates funds.	MONITOR	
39	HB1390	RELATING TO IOLANI PALACE.	Phases out parking of motor vehicles on the grounds of Iolani Palace. Requires DAGS to remove the blacktop, parking area, and parking meters adjacent to Iolani Palace. Requires DLNR to develop and maintain a pedestrian area adjacent to Iolani Palace. Requires DAGS and DLNR to report cost analysis to the legislature.	COMMENT	
40	HB1391	RELATING TO DEPARTMENT OF HAWAIIAN HOMELANDS.	Establishes a task force to examine the current operation and practices of the Department of Hawaiian Homelands, particularly as it relates to use and distribution of its land assets, and to further provide suggestions and innovative solutions to end the waitlist issue and assist with initiatives designed to increase self-funding through better leveraging of assets.	MONITOR	
41	HB1407	RELATING TO THE ENVIRONMENT.	Expands the scope of the carbon offset program and authorizes six new positions within the program. Establishes a carbon offset revolving fund to assist in the fulfillment of the purposes of the carbon offset program. Appropriates funds. (HB1407 HD1)	MONITOR	
42	HB1413	RELATING TO THE ISSUANCE OF SPECIAL PURPOSE REVENUE BONDS TO ASSIST E OLA MAU NA LEO O KEKAHA.	Authorizes the issuance of special purpose revenue bonds (SPRB) to assist E Ola Mau Na Leo O Kekaha with the acquisition, remediation, and development of the old Kekaha Sugar Mill in Kekaha, Kauai, Hawaii.	MONITOR	
43	HB1510	RELATING TO AGRICULTURAL VILLAGES.	Authorizes an applicable county planning commission to issue special permits for agricultural villages without approval from the Land Use Commission.	OPPOSE	

44	HB1551	RELATING TO PUBLIC SAFETY.	Establishes a minimum-security housing program in a county with a population of more than 750,000 for short-term adult offenders. Provides capacity for a furlough program. Appropriates funds. (HB1551 HD1)	COMMENT	
45	HB1567	RELATING TO HOMELESSNESS.	Establishes the fifteen-year Hale Kokua Project and Hale Kokua Special Fund under the Department of Human Services with the aim of incentivizing homeowners to provide rental units to homeless persons. Amends the basis and rate of tax, and disposition of the conveyance tax to support the Hale Kokua Special Fund.	MONITOR	
46	SB39	RELATING TO STATE FACILITIES.	Short form bill.	MONITOR	
47	SB44	RELATING TO HIGHER EDUCATION.	Specifies that the attorney general shall represent the University of Hawaii in any litigation, render legal counsel to the university, and draft legal documents for the university. Repeals the authority of the board of regents of the University of Hawaii to appoint or retain general counsel independent of the attorney general to provide legal services for the university. Repeals the general counsel of the University of Hawaii. Appropriates funds. (SD1)	MONITOR	
48	SB45	RELATING TO THE BOARD OF REGENTS.	Short form bill.	MONITOR	
49	SB46	RELATING TO FINANCES AT THE UNIVERSITY OF HAWAII.	Short form bill.	MONITOR	
50	SB218	RELATING TO BROADBAND.	Requires the Hawaii technology development corporation to seek to establish a public-private partnership to plan, build, and manage key strategic broadband infrastructure and attract cloud based companies to Hawaii. Makes an appropriation to establish an open access, carrier neutral cable landing station.	MONITOR	

51	SB229	RELATING TO HOMELESSNESS.	Authorizes \$125,000,000 in general obligation bonds to be expended for purposes set forth in section 201H-202, Hawaii Revised Statutes; appropriates \$75,000,000 from the general fund to be expended by the Hawaii housing finance and development corporation to build new low-income rental housing units or to apply funds to existing programs or projects targeting the chronically homeless or low-income renters facing eviction.	MONITOR	
52	SB241	RELATING TO PUBLIC SAFETY.	Prohibits public establishments from denying shelter to any person when an emergency alert advises the public to immediately seek shelter. Clarifies that remuneration or expectation of remuneration paid to owners of private property for goods or services other than emergency access to land, shelter, or subsistence, including services or incidental commodities to the emergency access, does not void the exemption from civil liability afforded to these owners except where owners increase the sale price of the service or incidental commodities.	MONITOR	
53	SB313	MAKING AN APPROPRIATION TO THE UNIVERSITY OF HAWAII.	Makes an appropriation for two full-time equivalent positions for the wayfinding education program “imiloa astronomy center.	MONITOR	
54	SB344	RELATING TO HARBORS.	Authorizes the Board of Land and Natural Resources to sell long-term leasehold interests for berths at the Keehi Boat Harbor and Ala Wai Boat Harbor.	COMMENT	
55	SB379	RELATING TO LAND EXCHANGE.	Allows the governor to negotiate land exchanges to acquire lands that are suitable for long-term diversified agricultural production. Requires a report to the legislature.	COMMENT	
56	SB381	RELATING TO AGRICULTURAL LANDS.	Requires the counties to adopt supplemental rules on condominium property regimes, including those that involve agricultural lands.	MONITOR	
57	SB471	RELATING TO HOMELESSNESS.	Appropriates funds to the outreach program, rapid re-housing program, housing first program, family assessment centers, law enforcement assisted diversion program, and coordinated statewide homelessness initiative. Establishes and appropriates funds for a short-term rental assistance pilot program and a long-term rental assistance pilot program.	MONITOR	

58	SB526	RELATING TO HUMAN SERVICES.	Appropriates funds for the Department of Human Services to purchase, staff, and operate two mobile clinics to serve the homeless persons residing in ohana zones. Requires matching funds.	MONITOR	
59	SB559	RELATING TO STATE SMALL BOAT HARBORS.	Requires moorage fees for non-commercial mooring use permits at state small boat harbors to be determined by appraisal and set at fair market value. Establishes effective date for state small boat harbor moorage fee increases. Effective August 1, 2019.	MONITOR	
60	SB575	RELATING TO THE STATE COORDINATOR ON HOMELESSNESS.	Establishes the position of state coordinator on homelessness and requires the state coordinator on homelessness to report directly to the lieutenant governor. Makes an appropriation.	MONITOR	
61	SB599	RELATING TO THE CRIMINAL JUSTICE SYSTEM.	Establishes the Criminal Justice Assessment Commission within the Department of Public Safety to recommend methods that will promote collaboration among the state and county criminal justice entities. Appropriates moneys.	MONITOR	
62	SB646	RELATING TO RESIDENTIAL SUBSTANCE ABUSE TREATMENT.	Requires the Department of Health to establish residential substance abuse treatment facilities and appropriates funds for that purpose.	MONITOR	
63	SB745	RELATING TO EDUCATION.	Requires the department of education to contract with a firm that specializes in school finance to study the adequacy of education in Hawaii. Appropriates moneys for the study.	MONITOR	
64	SB763	RELATING TO ADVERTISING AND MARKETING.	Requires the department of business, economic development, and tourism, in consultation with the department of agriculture, to conduct a study calculating the economic impact and gross domestic product lost by the State as a result of companies exploiting the Hawaii brand and selling products in the United States using place-based marketing without any material ties to the State. Appropriates funds for the study.	MONITOR	
65	SB803	RELATING TO HAWAIIAN CULTURE.	Removes a provision designating the Hawaii convention center as the location for operation of a Hawaiian center and the museum of Hawaiian music and dance.	MONITOR	
66	SB937	RELATING TO CHARTER SCHOOLS.	Appropriates funds to the state public charter school commission to allocate to charter schools for meal service costs. (SD1)	SUPPORT	

67	SB969	RELATING TO COMPUTER SCIENCE EDUCATION.	Beginning in the 2022-2023 school year, requires each public elementary school or public charter elementary school to offer instruction in the basics of computer science and computational thinking. Beginning in the 2023-2024 school year, requires each public middle or intermediate school or public charter middle or intermediate school to offer instruction in exploratory computer science. Establishes reporting requirements.	MONITOR	
68	SB1007	RELATING TO HAWAIIAN MUSIC AND DANCE.	Redirects the \$1,000,000 of transient accommodations tax revenues currently allocated to operate a Hawaiian center and the museum of Hawaiian music and dance at the Hawaii convention center to have the State of Hawaii Museum of Natural and Cultural History plan, design, and construct such a facility on their property.	MONITOR	
69	SB1019	RELATING TO YOUTH.	Establishes and appropriate funds for a safe places for youth pilot program. Requires and appropriates funds for the office of youth services to reduce the use of status offense laws and implement a status offense diversion program.	COMMENT	
70	SB1031	RELATING TO HOMELESSNESS.	Establishes the long-term rental assistance pilot program to be administered by the department of health. Appropriates funds for the administration of the pilot program.	MONITOR	
71	SB1133	RELATING TO CONDOMINIUMS.	Requires developers of condominium projects in the agricultural district to declare in their public report that the project plan was disclosed and that the developer offered to, or conducted, a presentation disclosing the project plan to the respective community association or neighborhood board at least sixty days prior to registration of the project.	MONITOR	
72	SB1135	RELATING TO THE LAND USE COMMISSION.	Provides the Land Use Commission with the power to amend, revise, or modify a decision and order granting a district boundary amendment, or fine a petitioner, when there has been a finding by the Land Use Commission that a petitioner or its successors or assigns have not adhered to the conditions imposed by the commission, regardless of whether there has been substantial commencement of use of the land. Defines "substantial commencement".	MONITOR	

73	SB1185	RELATING TO LANDS CONTROLLED BY THE STATE.	Exempts from legislative approval the sale of the leased fee interest in certain affordable leasehold developments by the Hawaii Housing Finance and Development Corporation.	COMMENT	
74	SB1216	RELATING TO DEPARTMENT OF DEFENSE FACILITIES.	Allows the Department of Defense to recoup operating costs when the Adjutant General permits temporary facility use of department facilities to the public. Currently, the law requires that "all moneys received from the rentals shall be deposited into the general fund of the State."	MONITOR	
75	SB1224	RELATING TO THE HAWAII PUBLIC HOUSING AUTHORITY.	Excludes from the definition of "public lands" in section 171-2, Hawaii Revised Statutes, lands set aside by the governor to the Hawaii Public Housing Authority (HPHA) or lands to which the HPHA holds title. Requires legislative approval of the sale of lands to which the HPHA holds title.	MONITOR	
76	SB1239	RELATING TO INVOLUNTARY HOSPITALIZATION.	Permits the Director of Health to designate emergency departments to which persons requiring emergency mental health treatment may be taken by law enforcement.	MONITOR	
77	SB1251	RELATING TO LEASE EXTENSIONS ON PUBLIC LAND.	Authorizes the Board of Land and Natural Resources to extend leases of public lands for commercial, industrial, or resort use upon approval of a proposed development agreement to make substantial improvements to the existing improvements. Repeals on June 30, 2024.	COMMENT	Comment > OPPOSE
78	SB1257	RELATING TO USE PERMITS FOR SMALL BOAT HARBOR FACILITIES.	Clarifies that certain fees for state small boat harbors shall be established by appraisal by a state-licensed appraiser approved by the Department of Land and Natural Resources and shall be set at fair market value. Clarifies fees charged for vessels used for commercial purposes.	MONITOR	

79	SB1258	RELATING TO STATE BOATING FACILITIES.	Allows the Board of Land and Natural Resources (Board) to lease any existing state boating facility in its entirety, and fast lands and submerged lands within any existing state boating facility, by public auction, request for proposals, or direct negotiation for private development, management, and operation. Requires the Board to make a finding regarding certain sea level rise factors before awarding any such lease. Clarifies that legislative approval is not required to award a lease, except that the Board may request approval from the Legislature in extraordinary circumstances, by concurrent resolution, where the Board has not made findings regarding sea level rise factors. Repeals fast lands and submerged lands lease requirements specific to Ala Wai Boat Harbor.	COMMENT	
80	SB1303	RELATING TO PUBLIC LANDS.	Part I: Allows the department of education to lease public school lands for a term of not more than ninety-nine years per lease. Part II: Amends Act 210, Session Laws of Hawaii 2018, by adding an additional parcel to the list of transferred lands from the city and county of Honolulu to the department of education. Part III: Amends Act 206, Session Laws of Hawaii 2017, to allow the city and county of Honolulu to transfer lands under existing department of education facilities directly to the department of education, rather than to the department of land and natural resources.	OPPOSE	
81	SB1327	RELATING TO PUBLIC ACCESS TO THE SHORELINE IN SOUTH MAUI.	Requires the Department of Land and Natural Resources, in collaboration with the county councilmember representing the south Maui residency area, Kihei Community Association, and 'Aha Moku O Kula Makai, to develop a master plan to expand public access to the shoreline in south Maui, particularly state-owned land. Appropriates funds.	MONITOR	
82	SB1367	RELATING TO PROMOTING DANGEROUS DRUGS.	Establishes the misdemeanor offense of promoting a dangerous drug in the fourth degree for first time offenders who possess smaller amounts of a dangerous drug. Amends related provisions for the promotion of the promotion of dangerous drugs in the second and third degree for consistency.	MONITOR	

83	SB1370	RELATING TO CESSPOOLS.	Establishes a grant program and special fund to assist lessees on Hawaiian home lands with cesspool upgrade, conversion, or connection costs. Establishes that a recipient of a cesspool upgrade grant shall not be eligible for the cesspool upgrade, conversion, or connection income tax credit and vice versa. Appropriates moneys for the grant program.	SUPPORT	
84	SB1482	RELATING TO THE HAWAII COMMERCIAL HARBORS AUTHORITY.	Establishes the Hawaii commercial harbors authority. Transfers jurisdiction and functions relating to commercial harbors and commercial maritime operations from the department of transportation to the Hawaii commercial harbors authority. Appropriates funds.	COMMENT	
85	SB1484	RELATING TO HIKING TRAILS.	Appropriates funds for the department of land and natural resources to devise an appropriate plan to create a hiking trail from Malaekahana state park, along the coast, to Turtle Bay Resort passing makai of the James Campbell National Wildlife Refuge and continuing from Kawela Bay along the coast of Waialeale to Sunset Beach.	MONITOR	
86	SB1501	RELATING TO THE DEPARTMENT OF HAWAIIAN HOME LANDS.	Authorizes the issuance of general obligation bonds and appropriates funds for department of Hawaiian home lands capital improvement projects.	SUPPORT	
87	SB1541	RELATING TO PUBLIC SAFETY.	Establishes a minimum-security housing program in a county with a population of more than 750,000 for short-term adult offenders. Provides capacity for a furlough program. Appropriates funds.	COMMENT	
88	GM511		Submitting for consideration and confirmation to the Commission on Water Resource Management, Gubernatorial Nominee, WAYNE KATAYAMA, for a term to expire 06-30-2022.	MONITOR	
89	GM571		Submitting for consideration and confirmation to the Board of Regents of the University of Hawai'i, Gubernatorial Nominee, ALAPAKI NAHALE-A, for a term to expire 06-30-2023.	SUPPORT	

ITEM #	BILL#	REPORT	DESCRIPTION	POSITION	IN BAE MEETING CHANGE
			Bill Positions for Reconsideration		
90	HB591	RELATING TO WATERSHED AREAS.	Requires the Department of Land and Natural Resources to give prior notice to the Game Management Advisory Commission when designating an area as a watershed, conducting a new watershed project, or amending a watershed management plan within a game management area or a public hunting area. (HB591 HD1)	OPPOSE > MONITOR	
91	HB1325	RELATING TO THE DEPARTMENT OF LAND AND NATURAL RESOURCES.	Requires DLNR to give prior notice to the Game Management Advisory Commission when establishing or amending watershed projects or management plans on state lands or pursuant to a water rights lease and suspend all aerial shooting activity until final adoption of watershed management rules that integrate Commission recommendations. (HB1325 HD1)	OPPOSE > MONITOR	
92	HB1347	RELATING TO CHARTER SCHOOLS.	Requires that annual charter school audits be performed by an auditor selected by the authorizer. Requires charter schools to provide access to all or any part of its records to its authorizer without payment of a fee. (HB1347 HD1)	SUPPORT > MONITOR (This is a typo/reversed)	MONITOR > SUPPORT

ITEM #	BILL#	REPORT	DESCRIPTION	POSITION	IN BAE MEETING CHANGE
			2019 Legislative Session (All positions previously approved)		
313	HB1114	RELATING TO THE OFFICE OF HAWAIIAN AFFAIRS.	Increases the amount of money available from partial public funding to candidates running for the board of trustees, office of Hawaiian affairs, to match the amount available to candidates running for the office of lieutenant governor.	SUPPORT	Support > COMMENT
390	SB1	RELATING TO HOUSING.	Establishes the ALOHA homes program under the Hawaii Housing Finance and Development Corporation to facilitate the development of low-cost homes for sale to Hawaii residents on state-owned and county-owned land near rail stations of the Honolulu rail transit system, to be known as the urban redevelopment district. Establishes guidelines within the urban redevelopment district. Establishes provisions related to the sale of leasehold interest of ALOHA homes. Exempts land set aside or leased to the Hawaii Housing Finance and Development Corporation from the definition of public lands in section 1712, HRS. Establishes the ALOHA homes revolving fund. Authorizes the Hawaii Housing Finance and Development Corporation to adopt rules pursuant to chapter 91, Hawaii Revised Statutes.	OPPOSE	Oppose > COMMENT
523	SB728	RELATING TO THE OFFICE OF HAWAIIAN AFFAIRS.	Increases the maximum amount of public funds available to each candidate running for the board of trustees of the office of Hawaiian affairs to fifteen per cent of the expenditure limit established for each election. Increases the amount each board of trustees candidate must raise in order to qualify for public funds. (SD1)	SUPPORT	Support > COMMENT

556	SB919	RELATING TO THE UNIVERSITY OF HAWAII BOARD OF REGENTS.	Amends the composition of the Board of Regents of the University of Hawaii, reduces the number of board members from fifteen members to nine members, and shortens term length from five years to four years. Specifies terms of holdover board members. Specifies that the Board of Regents shall hold the president of the University of Hawaii and university administration accountable for decisions, actions, and leases that incur additional costs to the university. Prohibits any law, rule, or permission requirement related to permitting discussions between a board member and members of the legislature. (SD1)	SUPPORT	Support > MONITOR
-----	-------	--	---	---------	----------------------

AMENDMENT:

MEANS OF FINANCING:

TRUSTEE		1	2	'AE (YES)	A'OLE (NO)	KANALUA (ABSTAIN)	EXCUSED
LEI	AHU ISA			X			
DAN	AHUNA		2	X			
VICE-CHAIR KALEIHIKINA	AKAKA	1		X			
KELI'I	AKINA			X			
BRENDON KALEI'ĀINA	LEE			X			
HULU	LINDSEY			X			
ROBERT	LINDSEY			X			
COLETTE	MACHADO			X			
CHAIR JOHN	WAIHE'E			X			
TOTAL VOTE COUNT				9	0	0	0

MOTION: [X] UNANIMOUS [] PASSED [] DEFERRED [] FAILED

DISCUSSION:

Office of Hawaiian Affairs
Board of Trustee Meeting
February 21, 2019
10:00 am

V. New Business

- B. Action Item RM 19-01: Member approval of procedures to change the management structure of Hi'ilei Aloha LLC and Ho'okele Pono LLC

MEETING OF THE
COMMITTEE ON RESOURCE MANAGEMENT

COMMITTEE REPORT

February 13, 2019

The Honorable Colette Machado,
Chairperson Board of Trustees
Office of Hawaiian Affairs


Madame Chair Machado,

The Committee on Resource Management, having met on February 13, 2019 and after full and free discussion, recommends approval of the following action to the Board of Trustees:


Authorize and Approve OHA Administration to develop position descriptions and selection process for new manager positions and to recruit three new managers to replace current Hi'ilei Aloha LLC and Ho'okele Pono LLC managers.

Relevant attachments are included for your information and reference. Attachment(s):

- 1) Action Item RM #19-01
- 2) RM #19-01 Roll Call Vote Sheet




Trustee Dan Ahuna, Chair



Trustee Kalei Akaka, Member




Trustee Leina'ala Ahu Isa, Member




Trustee Robert Lindsey, Member

Abstained


Trustee Keli 'i Akina, Member



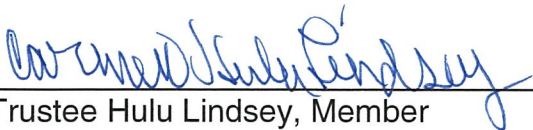
Trustee Colette Machado, Member



Trustee Brendon Lee, Member



Trustee John Waihe'e, IV, Member



Trustee Hulu Lindsey, Member

OFFICE OF HAWAIIAN AFFAIRS
Action Item


Committee on Resource Management

February 13, 2019

RM #19- 01

Action Item Issue: Member Approval of procedures to change the management structure of Hi'ilei Aloha LLC and Ho'okele Pono LLC


Prepared by:


Albert Tiberi
Ka Paepae Puka, Senior Legal Counsel

Date

2/12/19

Reviewed by:


Sylvia Hussey
Ka Pou Nui, Chief Operating Officer

Date

2/12/19

Reviewed by:


Ke Kua, Dan Ahuna
Luna Ho'omalua Kōmike RM, RM Chairperson

Date

2/12/19

I. Proposed Action:

Authorize and Approve OHA Administration to develop position descriptions and selection process for new manager positions and to recruit three new managers to replace current Hi'ilei Aloha LLC and Ho'okele Pono LLC managers.

II. Issue:

The current managers of the LLCs are OHA's CEO, COO and CFO. As the member of Hi'ilei Aloha LLC and Ho'okele Pono LLC, OHA has the authority to appoint new permanent manager(s) if a management change is desired.

III. Discussion:

A. Background. OHA is the sole member of two LLCs: Hi'ilei Aloha LLC and Ho'okele Pono LLC. Hi'ilei Aloha LLC is the sole member of two LLCs: Hi'ipaka LLC and Hi'ikualono LLC. Ho'okele Pono LLC is the sole member of Ho'okipaipai LLC. Each LLC is a manager-managed Hawaii limited liability company whose managers are OHA's CEO, COO and CFO. Hi'ikualono LLC, a subsidiary of Hi'ilei Aloha LLC, exists, but is inactive.

B. Summary. If the BOT wishes to alter the current management structure, prior to permanently replacing the current managers, the BOT should approve a Transition plan (the "Transition Plan") that includes: (1) determining whether to replace current managers with a single manager or board of three managers, (2) authorizing the amendment of the LLCs' Operating Agreements to reflect desired changes, (3) creation and approval of a job description and salary range for the manager positions, (4) identification and approval of funds to recruit and pay for the manager(s), (5) recruitment for the permanent replacement of the present managers, and (5) selection process for new manager(s).

IV. Recommended Action:

Authorize and Approve OHA Administration to develop position descriptions and a selection process for new manager positions and to recruit three new managers to replace current Hi'ilei Aloha LLC and Ho'okele Pono LLC managers.

V. Alternatives:

Authorize and Approve OHA Administration to develop a position description and a selection process for one new manager position and to recruit single new manager to replace current Hi'ilei Aloha LLC and Ho'okele Pono LLC managers.

VI. Time Frame: Immediate action is recommended.

VII. Funding Source and Certification of Funding Availability:

No funds needed at this time.

VIII. Attachment(s): None.

Action Item

COMMITTEE ON RESOURCE MANAGEMENT (RM)	DATE: February 13, 2019 Motion: Vote:
--	--

AGENDA ITEM: V. C. Action Item RM 19-01: Member approval of procedures to change the management structure of Hi'ilei Aloha LLC and Ho'okele Pono LLC.
--

MOTION: Authorize and Approve OHA Administration to develop position descriptions and selection process for new manager positions and to recruit three new managers to replace current Hi'ilei Aloha LLC and Ho'okele Pono LLC managers.

AMENDMENT:

MEANS OF FINANCING:

TRUSTEE		1	2	'AE (YES)	A'OLE (NO)	KANALUA (ABSTAIN)	EXCUSED
LEI	AHU ISA			X			
KALEI	AKAKA			X			
KELI 'I	AKINA					X	
BRENDON	LEE	X		X			
HULU	LINDSEY			X			
ROBERT	LINDSEY		X	X			
COLETTE	MACHADO			X			
JOHN	WAIHE'E			X			
CHAIR DAN	AHUNA			X			
TOTAL VOTE COUNT				8		1	

MOTION: [] UNANIMOUS [X] PASSED [] DEFERRED [] FAILED

DISCUSSION:

Office of Hawaiian Affairs
Board of Trustee Meeting
February 21, 2019
10:00 am

VI. Executive Session[‡]

A. Consultation with attorneys William Yuen, Esq., Judy Tanaka, Esq. and Board Counsel Robert Klein, Esq. on OHA's powers, privileges and liabilities regarding OHA's role as member of Hi'ilei Aloha LLC and Ho'okele Pono LLC and management options for those LLC's. *Pursuant to HRS section 92-5(a)(4).*

B. Approval of Minutes

1. January 24, 2019

[‡]- *Any material that is relevant to this section will be distributed at the table during Executive Session.*

Office of Hawaiian Affairs
Board of Trustee Meeting
February 21, 2019
10:00 am

VIII. BOT Workshop

- A. BOT Workshop One for OHA Strategic Planning 2020+, Phase II, Discussion of priority areas for new OHA Strategic Plan

Please note: If there is any material for this item it will be distributed once it is received.

2020 Strategic Planning Process

Phase 2: Workshop 1

Making Sense of the Data

Preparation Document for Review

In preparation for the February 21, 2019 BOT Strategic Planning Phase 2, Workshop 1 convening, Paia Kāne has prepared the attached Data & Recommendations packet.

Purpose

This data packet is meant to be a reference for you as you think about the status of Native Hawaiian well-being. The Research team identified various conditions associated with the status of Native Hawaiian well-being. This first workshop is about “sense-making” of the current data and stakeholder recommendations, getting a feel of what stands out to you, and what relationships you see (if any) between conditions, and perhaps identifying additional conditions.

Process

The Research team was tasked to compile conditions associated with the status of Native Hawaiian well-being. To the extent that data sources could be identified and accessed, 3 – 5 data points were pulled for the conditions. Sources included our own data products (e.g., Indicator and Fact Sheets, the Native Hawaiian Databook, Haumea, Kaneho‘ālanī) as well as external products (e.g., US Department of Agriculture, Department of Business, Economic Development, and Tourism (DBEDT, etc.).

Additionally, per the Strategic Planning Committee presentation on January 24, 2019, the team pulled recommendations from a variety of stakeholder reports. Stakeholder reports included: Native Hawaiian Education Council Needs Assessment (2015), Native Hawaiian Health Task Force Report, Report to the Twenty Ninth Legislature State of Hawai‘i (2017), Association of Hawaiian Civic Clubs (2017, 2018), and many others. Recommendations (inclusive of priorities), to the extent we could match them to a condition, are listed after the data points on each condition data and recommendation sheet.

Preparation for the Workshop

The first page of your packet is a list of these conditions. Each condition listed on the first page of the attachment has a corresponding condition data and recommendation

sheet. These sheets are arranged alphabetically. Take some time to review the conditions. Note what conditions stand out for you. Think about the relationships between conditions – direct? indirect?

Per our Jan. 24th workshop we indicated that in lieu of stakeholder meetings we would provide to you the recommendations from various stakeholder reports. You will have a natural desire to use these to identify strategies or results because that is part of their purpose in reports; however, *resist* the temptation. When reviewing the recommendations, think about the overall themes you see in a set. For example, perhaps in the 'Ōlelo Hawai'i condition you review the recommendations and you notice that there are several regarding legislative action and several regarding the Department of Education. The majority of legislative actions seem to be about ensuring the State incorporates 'ōlelo more visibly in its daily operations and the DOE related items seem to be about building support for 'ōlelo in all grades and Hawaiian language teacher recruitment. These high level themes will be helpful in thinking through the possible priorities.

Workshop Process

We will be conducting one, possibly two, clustering activities. Reviewing these conditions prior to the workshop will allow you to work through the activities in a timely manner. First, you will be asked to cluster the conditions in ways that are meaningful to you. Second, you will be asked to explain what you clustered together and why. Third, you will be asked to create a feedback loop with your clusters. And finally, if time permits, to explain the relationships you've identified between the clusters. All of the information generated will be used for the foundation of the next workshop.

Contents

Condition: Access to Capital	5
Condition: Behavioral Health	8
Condition: Built Environment	10
Condition: Burials/ Iwi Kūpuna	16
Condition: Business Ownership	18
Condition: Childcare Cost.....	20
Condition: Civic Engagement.....	21
Condition: Commuting	23
Condition: Criminal Justice System (Incarceration)	25
Condition: Culture-Based Education	27
Condition: Data Sovereignty & Intellectual Property	33
Condition: Early Childhood Education	35
Condition: Educational Attainment/High School Graduation	37
Condition: Educational Attainment/Post-Secondary	42
Condition: Employment	47
Condition: Family Composition	49
Condition: Farming	50
Condition: Financial Literacy	54
Condition: Financial Net Worth and Financial Stability	56
Condition: Fishing	58
Condition: Food Sovereignty	62
Condition: Geographic Distribution of Population	64
Condition: Governance.....	66
Condition: Hawaiian Home Lands.....	69
Condition: Health of Kai.....	73
Condition: Homelessness.....	77
Condition: Homeownership	79
Condition: Housing Cost.....	82
Condition: Housing Supply and Demand	85
Condition: Income/Earnings	87
Condition: Intimate Partner Violence.....	88
Condition: Kāne Health	90

Condition: Land Management	97
Condition: Leadership.....	102
Condition: Life Expectancy	105
Condition: Maternal and Infant Health	106
Condition: Migration.....	109
Condition: Occupations	111
Condition: ‘Ōlelo Hawai‘i	114
Condition: Physical Health	118
Condition: Population Growth.....	128
Condition: Poverty	129
Condition: Public Assistance	130
Condition: Safe Schools and Neighborhoods	132
Condition: School Enrollment.....	134
Condition: Sexual Health	136
Condition: Sexual Orientation and Gender Identity	138
Condition: State Economic Context	140
Condition: Science, Technology, Engineering, and Math Skills (STEM).....	144
Condition: Student Testing: Reading, Math & Science.....	146
Condition: Substance Abuse	150
Condition: Wai. Access to Quality Water (for municipal and cultural uses)	152
Condition: Urbanization	155

Condition: Access to Capital

Current Data

- While there are no data collected on Native Hawaiian access to capital statewide, as a State 39.5% of consumers do not have prime credit; and 39.5% do not have access to revolving credit. All of these factors are indicators of low levels of financial literacy.
 - Source. Prosperity Now Scorecard Hawai'i. (2019) Retrieved from <http://scorecard.prosperitynow.org/data-by-location#state/hi>
- Stakeholders report that low assessments of creditworthiness, i.e. “too much debt”, was a common reason for Native Hawaiians to be denied a loan. Barriers included high debt-to-income ratios (93.3%), low credit scores (87.5%), outstanding unpaid collection accounts (86.7%), and high outstanding unsecured debt (86.7%).
 - Source. Office of Hawaiian Affairs. (2015, November 30). Native Hawaiian Revolving Loan Fund, Market Study: Summary Report.
- Stakeholders report that low income, high medical costs due to higher prevalence rates of chronic diseases, and a Western economic framework of lending eligibility criteria also contributed to low creditworthiness for Native Hawaiians.
 - Source. Office of Hawaiian Affairs. (2015, November 30). Native Hawaiian Revolving Loan Fund, Market Study: Summary Report.
- Stakeholders report that the inability to use the full value of Hawaiian Home Lands as collateral for loans, particularly business loans, was a significant barrier for access to capital and credit for Native Hawaiians (57.1%).
 - Source. Office of Hawaiian Affairs. (2015, November 30). Native Hawaiian Revolving Loan Fund, Market Study: Summary Report.
- Stakeholders report that the top three types of loan products that would be most beneficial for Native Hawaiians included debt consolidation (49%), home improvement loans (48%), and education loans (38%). Native Hawaiians also indicated unmet needs for business loans over \$25,000 (56%), commercial loans for construction / real estate (44%), agricultural loans, and short-term / small dollar loans.
 - Source. Office of Hawaiian Affairs. (2015, November 30). Native Hawaiian Revolving Loan Fund, Market Study: Summary Report.

Stakeholder Recommendations

- Improve access to capital (business and personal loans). Close the gap between the demand and availability of short-term, small dollar loans in NH communities. This gap has created a reliance on funds offered at unreasonable terms, such as payday loans and credit cards. Low assessments for credit worthiness constitute a major barrier for NH to access capital and credit.
 - NHRLF Market Study 2015
- Assist NH in achieving economic self-sufficiency. Established NH businesses experience an unmet need for loans over \$25,000 and lines of credit, which are necessary during times of cash flow shortages and for expansion. This need is particularly great in the agriculture industry.
 - NHRLF Market Study 2015
- Promote loan programs that utilize culture based lending eligibility, incorporating non-traditional data and narrative evaluation, as well as a need for credit repair loan products such as debt consolidation loans.
 - NHRLF Market Study 2015
- Create partnerships with economic development organizations. Partnerships to include technical assistance and counseling, loan application packaging, servicing loans and loan guarantees and full participation on the Asset Building Coalition.. Local economic development organizations require more strategic and comprehensive partnerships in order to address the capital, credit, and financial literacy needs present within NH communities.
 - NHRLF Market Study 2015
- Improve credit scores for NH.
 - NHRLF Market Study 2015
- The lack of full access to home equity on DHHL lands has created an unmet need for home improvement loans and loans to cover large medical costs.
 - NHRLF Market Study 2015
- Urge the Hawaii State Legislature to create special zoning and density/distance limits in the Hawaii Revised Statutes (H.R.S.) 480F to deter payday loans that disproportionately congregate in Native Hawaiian communities targeting minorities and implore the legislative task force on payday lending to urge a temporary moratorium on new payday loan locations until their study is completed.
 - Association of Hawaiian Civic Clubs 2016 Final [Adopted] Resolutions
- Homeownership Program: Access to Capital: Access to capital through Native Hawaiian controlled CDFI's to provide for a continuum of housing services. Coordination of resources between OHA, DHHL and other community

- based organizations to achieve leverage in land and other resources related to home ownership (infrastructure, construction costs, support services). Organizing housing grants by phases (pre-construction, construction, post construction, energy efficiency or other long term homeowner support services.
- Summary of OHA Housing Grantee Meeting (2014)
 - Partnership among OHA, DHHL, State Agencies, private trusts that have significant land holdings on O'ahu could be strengthened and joint grants and loan programs could be developed.
 - Summary of OHA Housing Grantee Meeting (2014)
 - When using federal funding the barriers are huge, Davis Bacon, environmental assessments (even for small repairs). Streamline the (federal) system so families can access loans and grants more easily with less red tape.
 - Summary of OHA Housing Grantee Meeting (2014)
 - OHA can partner with CDFIs by investing capital that allows CDFIs to create unique loan products to address the needs of the community. (i.e. rehab loan products, homestead equity loans, interim construction loans... to deploy capital through loan programs that complement OHA's existing product offerings - Promotes a continuum in access to capital for Native Hawaiian families -Supports greater collaboration with OHA and Native Hawaiian-controlled CDFIs -Provides the capital for CDFIs to sustain operations with revenue earned through loan interest/fees.
 - Summary of OHA Housing Grantee Meeting (2014)
 - Business & Economic Development: Increase access to capital (for forprofits) and grants (for non-profits) Additional loan products are needed to support lending and grants for small non-profits and for small for-profits.
 - 2019 CNHA Policy Priorities
 - Homestead Trust Lands: Create and provide more loan products and financial counseling services for agriculture and pastoral lessees. There is a lack of funding mechanisms and counseling services to support agricultural and pastoral lessees on DHHL.
 - 2019 CNHA Policy Priorities
 - Housing: Increase access to home equity. Homestead Homeowners now can only access 75% of their home equity while all other FHA borrowers across the nation can access 85% of their equity. Home equity is a tool for economic opportunity from starting small businesses to sending kids to college to renovating & rehabbing homes.
 - 2019 CNHA Policy Priorities

Condition: Behavioral Health

Current Data

- Among Native Hawaiian adults from 2012 to 2016, wāhine had the highest rates in the State (11.2%) who considered their combined physical and mental health were "not good" for 7 to 13 days of the month
 - Source. Office of Hawaiian Affairs (2018). *Haumea – Transforming the Health of Native Hawaiian Women and Empowering Wāhine Well-Being*. Honolulu, HI: Office of Hawaiian Affairs. Retrieved from <https://19of32x2yl33s8o4xza0gf14-wpengine.netdna-ssl.com/wp-content/uploads/OHA-Womens-Health-Report-Book-1.pdf>
- 9th grade Native Hawaiian female students experience feelings of sadness or hopelessness at the highest rate (47.7%) statewide. This is significantly greater than non-Hawaiian females (35.4%) and 10.0 percentage points higher than the State (37.7%). This is more than double the rate of young student in the same grade (20.1%).
 - Source. Office of Hawaiian Affairs (2018). *Haumea – Transforming the Health of Native Hawaiian Women and Empowering Wāhine Well-Being*. Honolulu, HI: Office of Hawaiian Affairs. Retrieved from <https://19of32x2yl33s8o4xza0gf14-wpengine.netdna-ssl.com/wp-content/uploads/OHA-Womens-Health-Report-Book-1.pdf>
- 11.1% of Native Hawaiian females considered their mental health “not good” for 14+ days of the month.
 - Source. Office of Hawaiian Affairs (2018). *Haumea – Transforming the Health of Native Hawaiian Women and Empowering Wāhine Well-Being*. Honolulu, HI: Office of Hawaiian Affairs. Retrieved from <https://19of32x2yl33s8o4xza0gf14-wpengine.netdna-ssl.com/wp-content/uploads/OHA-Womens-Health-Report-Book-1.pdf>

Self-Harm

- Native Hawaiian females in high school reported that they did something to purposely hurt themselves without wanting to die, such as cutting or burning themselves. This is 8.0 percentage points higher than non-Hawaiian females (25.7%) and 6.2 percentage points higher than females statewide.
 - Source. Haumea- Transforming the Health of Native Hawaiian Women and Empowering Wāhine Wellbeing. (2018)
<https://19of32x2yl33s8o4xza0gf14-wpengine.netdna-ssl.com/wp-content/uploads/OHA-Womens-Health-Report-Book-1.pdf>
- Female 'opio in 9th grade report the highest rates of self-harm in the State (42.2%). This is more than three times higher than the state rate for non-Hawaiian male youth in the same grade (13.7%)
 - Source. Haumea- Transforming the Health of Native Hawaiian Women and Empowering Wāhine Wellbeing. (2018)
<https://19of32x2yl33s8o4xza0gf14-wpengine.netdna-ssl.com/wp-content/uploads/OHA-Womens-Health-Report-Book-1.pdf>

Stakeholder Recommendations

- That federal programs focusing on mental health be made accessible for Native Hawaiians and responsive to Native Hawaiian needs.
 - E OLA MAU: Native Hawaiian Health Needs Study. (1985). 2.16 (2.0 Mental Health)
- Continued promotion of traditional values, such as lokahi, 'ohana, and aloha, strengthen the resilience, identity, and social connectedness of Native Hawaiians and Pacific Islanders and contribute to their physical, mental, and spiritual health.
 - Department of Native Hawaiian Health, Centers for Native & Pacific Health Disparities Research, JABSOM, UH Manoa
- That autonomous mental health and healing services which are committed to Native Hawaiian culture, history, language, and lifestyles be developed and promoted.
 - E OLA MAU: Native Hawaiian Health Needs Study. (1985). 2.1 (2.0 Mental Health)
- That educational training programs to facilitate the entrance of Native Hawaiians into mental health professions such as psychology, psychiatry, social work, and research be developed.
 - Alu Like 1985, Papa Ola Lōkahi (POL) 2.3 2016
- That mental health professionals rendering services to Native Hawaiians be certified in cultural knowledge, history, and lifestyle.
 - Alu Like 1985, Papa Ola Lōkahi (POL) 2.4 2016
- That a survey be conducted on service delivery and options and preferences for mental health services in the Native Hawaiian community.
 - Alu Like 1985, Papa Ola Lōkahi (POL) 2.12 2016
- That there be supported and conducted research to continually assess prevalence and incidence of alcohol and drug abuse as well as environmental health problems among Native Hawaiians and in predominantly Native Hawaiian communities and to study the mental health related risk factors and hazards in the social and physical environments.
 - Alu Like 1985, Papa Ola Lōkahi (POL) 2.15 2016

Condition: Built Environment

Current Data

- The built environment encompasses zoning, parks, buildings and transportation infrastructure. Specific domains and characteristics in the built environment have been associated with Non-communicable diseases (NCDs) and physical activity behaviors. With an increase in NCDs and an increase in physical inactivity, there has been a recent movement to examine the relationship of the built environment and health. Most studies examining the built environment and physical activity behaviors have focused on urban areas.
 - Source. Hafoka SF. *Assessing the active living environment in three rural towns with a high proportion of Native Hawaiians and other Pacific Islanders*. Health Promot Perspect. 2017;7(3):134-139. doi: 10.15171/hpp.2017.25.
- Compared with other residents of Hawai'i, Native Hawaiians are more likely to live outside Honolulu County. In 2010, 63% of Native Hawaiians lived in Honolulu County compared with 70 percent of all residents. Although they were underrepresented in Honolulu County, Native Hawaiians were overrepresented in Hawaii County: 19% of Native Hawaiians lived there compared with 14% of all residents. Smaller shares of Native Hawaiians lived in Maui (13%) and Kauai (6%). Although it has the smallest land area, [Honolulu] has by far the highest population, at nearly 1 million (70% of the entire state's population), resulting in a population density that was 15 to 30 times that of the other counties
 - Source. U.S. Census Bureau. (2018). *Selected Population Profile in the United States, 2017 American Community Survey 1-Year Estimates*. Source. Corey, K., Biess, J., Pindus, N. & Sitko, D. (2017). *Housing Needs of Native Hawaiians: A Report From the Assessment of American Indian, Alaska Native, and Native Hawaiian Housing Needs*. Washington, D.C.: U.S. Department of Housing and Urban Development Office of Policy Development and Research. Retrieved from <https://www.huduser.gov/portal/sites/default/files/pdf/HNNH.pdf>
- On average, Native Hawaiian men spend 3.4 more minutes a day traveling to work each day, than non-Hawaiian men. Therefore, it can be estimated that they spend an additional 6.8 minutes traveling to and from work, which equates to an additional 34 minutes a week and 29.5 hours a year.
 - Source. U.S. Census Bureau (2014b). *Average Travel Time to Work in minutes, by Gender and Native Hawaiian Status*, 2014 American Community Survey Public Use Microdata 1-year estimates. Retrieved from <https://dataferrett.census.gov/>
- According to the U.S. Census Bureau, less than one percent of occupied housing units Statewide have incomplete plumbing facilities, and 1.8 percent have incomplete kitchen facilities.
 - Source. SMS Research & Marketing Service, Inc. (2016) Hawai'i Housing Planning Study, 2016. Prepared for the Hawai'i Housing Finance and Development Corporation. Retrieved from https://dbedt.hawaii.gov/hhfdc/files/2016/12/State_HHPS2016_Report_111416-FINAL-122216.pdf

- Our [Hawai'i's] housing units are smaller than are those in other American housing markets. For the State and all of the Counties, the mean number of rooms per occupied residential housing unit was 4.9. Nationally, the average housing unit had 5.8 rooms in 2014. Despite Hawai'i's housing stock having fewer rooms than the national average, other major housing markets in the country report average room counts lower than Hawai'i's.
 - Source. SMS Research & Marketing Service, Inc. (2016) Hawai'i Housing Planning Study, 2016. Prepared for the Hawai'i Housing Finance and Development Corporation. Retrieved from https://dbedt.hawaii.gov/hhfdc/files/2016/12/State_HHPS2016_Report_111416-FINAL-122216.pdf
- In a recent survey, homestead communities reported four categories of neighborhood problems, two of which related to the built environment of the communities, including: (1) community quality and maintenance (nowhere for children to play and abandoned cars or trash in yards; 40% each), (2) community structure (homes not being maintained; 36%).
 - Source. SMS, Inc. (February 2015). DHHL Beneficiaries Study Lessee Report, 2014. Retrieved from http://dhhl.hawaii.gov/wp-content/uploads/2014/08/150311-DHHL_Lessee_Report.pdf

Stakeholder Recommendations

- Urging support of the Kamehameha Schools, the Ali'i Trusts and other landowners and families during their on-going challenge to preserve and maintain their genealogical and cultural ties to and ownership of their non-residential properties
 - Association of Hawaiian Civic Clubs 2016 Final [Adopted] Resolutions (ID #33)
- Urging the State of Hawai'i to conduct a study and assessment by 2020 on the feasibility of installing on schools, parks and other state property, equipment and photovoltaic panels in an effort to assist in the achievement of Hawaii Clean Energy Initiative of 100% clean energy by 2045, and create a charrette to address this challenge to report back to the legislature on their findings by 2020.
 - Association of Hawaiian Civic Clubs 2016 Final [Adopted] Resolutions (ID #39)
- Urging the State of Hawai'i to require that laws and regulations regarding public access and public use of land and natural resources be included in covenants conditions and restrictions (CC&Rs) for any transfer, lease, or conveyance of Real Property abutting and adjacent to shoreline, undeveloped land, conservation land, and public property and require that protected public rights are disclosed to current, potential, and new owners of Real Property in Hawai'i.
 - Association of Hawaiian Civic Clubs 2016 Final [Adopted] Resolutions (ID #46)
- Supporting the adoption of the Moloka'i Island Community Plan Update to include the full East End Policy Statement and full West End Policy Statement as full chapters in the plan. The recognition of Community-based Fisheries Management as desired conceptual framework for perpetuating the nearshore

resources and subsistence traditions of Moloka'i residents for present and future generations, and the adoption of Land-Use designations that have the force and effect of law including the Traditional Land-Use Overlay designation for cultural and historical sites, site complexes, and landscapes.

- Association of Hawaiian Civic Clubs 2018 Final [Adopted] Resolutions (ID #75)
- Supporting the establishment of the Kawa'ewa'e Heiau Cultural Preserve as a part of the Hawaiian Memorial Park Cemetery Plan and the expansion of the cemetery to provide burials spaces for island families.
 - Association of Hawaiian Civic Clubs 2018 Final [Adopted] Resolutions (ID #79)
- Recommending the development of a Cultural Center in Las Vegas, Nevada
 - Association of Hawaiian Civic Clubs 2018 Final [Adopted] Resolutions (ID #90)
- Affirming the need to continue fostering a Native Hawaiian sense of place at the University of Hawai'i at Manoa John A. Burns School of Medicine through the construction of a 21st century Halau with cultural relandscaping to increase the number of Native Hawaiian Graduates and Doctors competent in Native Hawaiian Culture.
 - Association of Hawaiian Civic Clubs 2018 Final [Adopted] Resolutions (ID #104)
- Supporting the friends of 'Iolani Palace and its exclusive-use of the grounds to support the ongoing maintenance and preservation of this sacred and celebrated place.
 - Association of Hawaiian Civic Clubs 2018 Final [Adopted] Resolutions (ID #110)
- Homeownership Program: Financial literacy education: •Continuing (on going) financial literacy education for home buyers (post purchase). •HUD certified housing and financial education/counseling to address housing needs for renters, prospective homebuyers and homeowners. •Community awareness and education about home ownership
 - Summary of OHA Housing Grantee Meeting (2014) (ID # 129)
- Homeownership Program: Access to Capital: •Access to capital through Native Hawaiian controlled CDFI's to provide for a continuum of housing services. •Coordination of resources between OHA, DHHL and other community-based organizations to achieve leverage in land and other resources related to home ownership (infrastructure, construction costs, support services). •Organizing housing grants by phases (pre-construction, construction, post construction, energy efficiency or other long-term homeowner support services.
 - Summary of OHA Housing Grantee Meeting (2014) (ID # 130)
- Improve access to taro-growing lands
 - E ola hou ke kalo; ho'i hou ka 'āina lē'ia (The Taro lives; abundance returns to the land) Taro Security and Purity Task Force, 2010 Legislative Report (ID #144)
- Create incentives for active rehabilitation of taro-growing lands that result in taro lands protection

- E ola hou ke kalo; ho'i hou ka 'āina lē'ia (The Taro lives; abundance returns to the land) Taro Security and Purity Task Force, 2010 Legislative Report (ID #146)
- Propose cost-effective improvements to the environments where Native Hawaiians live, learn, work, and play; Recommendation 2: Advocate and plan for median strip/sidewalks and other infrastructure to increase safety in Native Hawaiian communities with community input.
 - Native Hawaiian Health Task Force Report, Report to The Twenty-Ninth Legislature, State of Hawaii 2017 (ID# 284)
- 'Āina: Advocate and foster community-based resource management. 'Āina momona are abundant and healthy ecological systems that contribute to one's mental, physical, and emotional well-being. They are created by Community Based Resource Management efforts which are powerful, connected communities stewarding Hawaiian Lands, Waters, and Culture.
 - 2019 CNHA Policy Priorities (ID# 304)
- Homestead Trust Lands: Create additional farming options on homelands • The sustainability/feasibility of hemp farming on Homelands needs to be studied
 - 2019 CNHA Policy Priorities (ID# 316)
- Housing: Secure State investments in affordable housing for Native Hawaiians • Hawai'i must build at least 66,000 new units by 2026 with the greatest demand for families earning \$75,000 or less. • There is a gap in State funding to assist developers in building and preserving affordable homes for low- and moderate-income families (>60% AMI – 100% AMI).
 - 2019 CNHA Policy Priorities (ID# 321)
- Housing: Better coordination and collaboration with DHHL • Hawai'i Housing Finance and Development Corporation (HHFDC)/Department of Hawaiian Home Lands (DHHL) create housing plans which determine how State & Federal housing funding is spent. Native Hawaiian nonprofit developers have plans to build/preserve 2000 affordable units. The Native Hawaiian Housing Plan & the State Affordable Housing Plan need to prioritize funding to Native Hawaiian nonprofit developers. • Per the 2010 census, there were 400 vacant homes on DHHL lands. The number is growing. Homestead Associations are a resource available to rehab vacant homes and to build on vacant lands. • Native Hawaiian CDFIs provide low interest loans to homesteaders and organizations with poor credit and deemed "too risky" by mainstream lenders. CDFI's attract \$8 for every \$1 invested and are critical players in affordable housing nationwide, creating homeowners and financial stability for families.
 - 2019 CNHA Policy Priorities (ID# 321)
- Create incentives for active rehabilitation of historic lo'i kalo, easements placed on 'auwai (irrigation) systems to allow access to clear debris and maintain water flow, tax breaks on agriculture lands that grow traditional crops (following the County of Maui's example) and facilitate use of restorative agricultural practices on conservation land.

- Restoring Healthy Watersheds: Traditional Agriculture in a Stream Restoration Context (ID #329)
- “Develop strategies to actively manage and mālama wahi kūpuna, iwi kūpuna, and koehana (artifacts)”.
 - Kaliuokapaakai Collective Overview (ID# 332)
- “Increase the opportunities for the abilities of Native Hawaiians to re-build and re-vitalize relationships with wahi kupuna through direct management of policy, resources, and practices”.
 - Kaliuokapaakai Collective Overview (ID# 334)
- “Secure access to wahi kupuna to re-activate cultural practices in these spaces”.
 - Kaliuokapaakai Collective Overview (ID# 337)
- Cultural practitioners should have direct input into any and all resource management or other EA or EIS-related decisions that could affect Native Hawaiian culture, heritage, customs, traditions, or resources
 - Report to the Twenty-Seventy Legislature 2011 Regular Session. Final Report ‘Aha Kiole Advisory Committee: Best Practices and structure for the management of natural and cultural resources in Hawai‘i. (ID# 343)
- Promote Collaboration, Education and Stewardship: identify specific resources and traditional methodologies employed in the sustainable use of natural resources of land and sea; establish a consensus process on natural resource use issues and management strategies based on Native Hawaiian knowledge and traditions; build capacity for community participation in traditional use and management of natural resources; establish means for effective collaboration with educational facilities such as public, private, charter and vocational schools and universities; and establish an information repository.
 - Report to the Twenty-Seventy Legislature 2011 Regular Session. Final Report ‘Aha Kiole Advisory Committee: Best Practices and structure for the management of natural and cultural resources in Hawai‘i. (ID # 348)
- Develop legislative and administrative proposals to improve management of natural resources; establish seats on relevant government committees; and develop direct links between ‘Aha Moku and government agencies.
 - Report to the Twenty-Seventy Legislature 2011 Regular Session. Final Report ‘Aha Kiole Advisory Committee: Best Practices and structure for the management of natural and cultural resources in Hawai‘i. (ID# 349)
- Revitalize traditions by sharing important and known practices that are site specific so awareness of traditional resource management is shared including methods, traditions, practices, and important traditional gathering areas.
 - Report to the Twenty-Seventy Legislature 2011 Regular Session. Final Report ‘Aha Kiole Advisory Committee: Best Practices and structure for the management of natural and cultural resources in Hawai‘i. (ID #351)

- Identify and implement specific initiatives to reduce sediment, nutrient and pathogen discharge from agriculture activities, including animal facilities in priority watersheds by 2020.
 - Hawaii Coral Reef Strategy: Priorities for Management in the Main Hawaiian Islands 2010-2020 (ID# 355)
- Implement at least five restoration plans for existing protected native ecosystems including wetlands, coastal lands, dunes, freshwater streams, riparian areas and native forests by 2020.
 - Hawaii Coral Reef Strategy: Priorities for Management in the Main Hawaiian Islands 2010-2026 (ID# 361)
- Affordable and safe housing options for kūpuna are insufficient on every island.
 - CNHA Native Hawaii Health Caucus- 2019 Policy Priorities
- Policy decisions that encourage physical activity (e.g. parks, physical activity programs, community gardens) or deter unhealthy behavior (e.g. soda tax, smoke-free areas) and educational efforts will build on each other. Additionally, special efforts are needed for the populations most at risk, such as NHPP. These efforts must be in-line with the values, beliefs, and practices of these groups. Prevention is the most powerful prescription; barriers to prevention efforts must be dismantled. Resources are needed to provide early intervention programs that will facilitate improvements in family and individual lifestyle choices.
 - Assessment and Priorities for Health & Well-being in Native Hawaiians & Other Pacific Peoples

Condition: Burials/ Iwi Kūpuna

Current Data

- The State of Hawai'i's State Historic Preservation Division (SHPD) currently responds to approximately 2-3 inadvertent discoveries each week and is involved in up to 250 burial cases annually.
 - Source. Burial Sites Program. (2016, September 10) In *State of Hawai'i, State Historic Preservation*. Retrieved February 7, 2019, from <http://dlnr.hawaii.gov/shpd/about/branches/ibc/burial-sites-program/>
- Since 1991, approximately 3,000 sets of Native Hawaiian skeletal remains have been re-interred..
 - Source. Burial Sites Program. (2016, September 10) In *State of Hawai'i, State Historic Preservation*. Retrieved February 7, 2019, from <http://dlnr.hawaii.gov/shpd/about/branches/ibc/burial-sites-program/>
- The influx of foreigners and increasing development disturbed a myriad of iwi. As development continues in new areas as well as along urbanized corridors, and stringent building regulations require more extensive excavation work, an increased number of iwi kūpuna are at risk of disturbance. This pattern of destruction repeats throughout history. Moreover, thousands of iwi kūpuna, moepū, and culturally significant items remain in museums around the world and are part of substantial museum and Federal agency collections here in Hawai'i and abroad. Their repatriation and disposition lingers in dispute.
 - Source. Baldauf, N., & Akutagawa, M. (2013). *Ho'i Hou i ka Iwikuamo'o: A Legal Primer on the Protection of Iwi Kupuna in Hawai'i nei*. Honolulu, HI: University of Hawai'i. Retrieved from
- OHA plays a notable role in the disposition of iwi kūpuna. Federal law recognizes OHA as a NHO with rights to make claims to the repatriation and disposition of iwi, moepū, and other significant cultural objects. 43 C.F.R. § 10.2(b)(3)(ii). [OHA] must be notified when iwi are discovered during construction. Haw. Admin. R. § 13-300-40(c). Like Hui Mālama, OHA must be consulted when administrative rules regarding burial sites are proposed for adoption, amendment, or repeal.
 - Source. Baldauf, N., & Akutagawa, M. (2013). *Ho'i Hou i ka Iwikuamo'o: A Legal Primer on the Protection of Iwi Kupuna in Hawai'i nei*. Honolulu, HI: University of Hawai'i.
- Coastal erosion and rapid sea level rise threaten the cultural practice of burying 'iwi kūpuna (ancestral bones) along Hawai'i's shores, which prevents the 'uhane (spirit) from joining the 'aumakua (family or personal gods; deified ancestors) in eternity, causing injury and spiritual, trauma to both the deceased and living descendants.
 - Source. Baldauf, N., & Akutagawa, M. (2013). *Ho'i Hou i ka Iwikuamo'o: A Legal Primer on the Protection of Iwi Kupuna in Hawai'i nei*. Honolulu, HI: University of Hawai'i.

Stakeholder Recommendations

- “Develop strategies to actively manage and mālama wahi kūpuna, iwi kūpuna, and koehana (artifacts)”
 - Kaliuokapaakai Collective Overview
- Supporting establishment of the Kawa‘ewa‘e Heiau Cultural Preserve as part of the Hawaiian Memorial Park Cemetary Plan and the expansion of the cemetary to provide burials spaces for island families
 - Association of Hawaiian Civic Clubs 2018 Final [Adopted] Resolutions
- Urging Hawai‘i’s Congressional Delegation, the Governor of the State of Hawai‘i, and the Hawai‘i State Legislature to assure expedited burials for veterans, deceased active duty members of the United States Armed Forces and their at Vetarans Cemetaries throughout the State of Hawai‘i
 - Association of Hawaiian Civic Clubs 2018 Final [Adopted] Resolutions

Condition: Business Ownership

Current Data

- Native Hawaiian-owned businesses constitute 11.1% (13,147) of all businesses in Hawai'i while Native Hawaiians constituted 21.3% of the State population.
 - Source. U.S. Census Bureau. (2018). Statistics for all U.S. Firms by Industry, Gender, Ethnicity, and Race for the U.S., States, Metro Areas, Counties, and Places: 2012, 2012 Survey of Business Owners. Retrieved from <https://factfinder.census.gov/bkmk/table/1.0/en/SBO/2012/1200CSA01/0400000US15>
- Of the Native Hawaiian-owned business in Hawai'i, 202 businesses employ 9,521 workers and have total annual payroll of \$329,196,000.
 - Source. U.S. Census Bureau. (2018). Statistics for all U.S. Firms by Industry, Gender, Ethnicity, and Race for the U.S., States, Metro Areas, Counties, and Places: 2012, 2012 Survey of Business Owners. Retrieved from <https://factfinder.census.gov/bkmk/table/1.0/en/SBO/2012/1200CSA01/0400000US15>
- Native Hawaiian-owned businesses produced \$1,939,023,000 in sales, receipts or value of shipments; 1.9% of all firms in Hawai'i.
 - Source. U.S. Census Bureau. (2018). Statistics for all U.S. Firms by Industry, Gender, Ethnicity, and Race for the U.S., States, Metro Areas, Counties, and Places: 2012, 2012 Survey of Business Owners. Retrieved from <https://factfinder.census.gov/bkmk/table/1.0/en/SBO/2012/1200CSA01/0400000US15>
- The largest percent of sales from Native Hawaiian owned businesses was produced in the construction industry (\$462,679,000 or 23.9%). Whereas, the largest percentage of total sales by all businesses in Hawai'i was produced in the retail trade industry (18.4%).
 - Source. Native Hawaiian-Owned Firms in Hawai'i's Tourism Sector, March 2017.
- Native Hawaiian-owned businesses produced 7.9% of all sales in the Agriculture, forestry, fishing and hunting industry in the State of Hawai'i, the highest contribution (\$8,272,000) of Native Hawaiian businesses to a Hawai'i industry.
 - Source. Native Hawaiian-Owned Firms in Hawai'i's Tourism Sector, March 2017.
- Of the 13,147 Native Hawaiian-owned businesses in Hawai'i, 5,645 (42.9%) were female owned.
 - Source. U.S. Census Bureau. (2018). Statistics for all U.S. Firms by Industry, Gender, Ethnicity, and Race for the U.S., States, Metro Areas, Counties, and Places: 2012, 2012 Survey of Business Owners. Retrieved from <https://factfinder.census.gov/bkmk/table/1.0/en/SBO/2012/1200CSA01/0400000US15>

Stakeholder Recommendations

- Increase economic opportunities through Native Hawaiian business ownership, job creation, and/or increasing business profit.
 - NHRLF Market Study 2015
- Urging the state of Hawaii to continue legislative and executive support for the Hawaii small business initiative.
 - Association of Hawaiian Civic Clubs 2018 Final [Adopted] Resolutions
- Urging the Hawai'i state legislature to authorize a tourism and cultural fund that invests resources towards community infrastructure, improves the economic situation of native Hawaiians and Native Hawaiian-owned businesses, and sets aside resources for a native Hawaiian governing entity
 - Association of Hawaiian Civic Clubs 2018 Final [Adopted] Resolutions
- Support the recovery of traditional Hawaiian taro cultivars throughout the state.
 - E ola hou ke kalo; ho'i hou ka 'āina lē'ia (The Taro lives; abundance returns to the land) Taro Security and Purity Task Force, 2010 Legislative Report
- Recognize the pre-historical extent of traditional Hawaiian farming, the distribution of agricultural forms, and how contemporary land zoning often does not provide for the utilization of areas that were traditionally farmed.
 - E ola hou ke kalo; ho'i hou ka 'āina lē'ia (The Taro lives; abundance returns to the land) Taro Security and Purity Task Force, 2010 Legislative Report
- Business & Economic Development: Increase access to capital (for forprofits) and grants (for non-profits). Additional loan products are needed to support lending and grants for small non-profits and for small for-profits.
 - 2019 CNHA Policy Priorities
- Business & Economic Development: Create additional opportunities for small businesses. There is insufficient financial literacy, technical support, and networking training for small businesses.
 - 2019 CNHA Policy Priorities

Condition: Childcare Cost

Current Data

- Native Hawaiian children under 5 years of age constitute 8.8% of the Native Hawaiian population (26,606), but only 6.3% of the total state population (89,935).
 - Source. U.S. Census Bureau. (2018). Selected Population Profile in the United States, 2017 American Community Survey 1-Year Estimates.
- Affordable childcare is 7% of family income as defined by the federal government. Current market rates are not affordable for the majority of parents in Hawai'i. The average cost of center care for one child equals 13% of the state median family income, 32% of the median income of single mothers, and 50% of the annual full-time minimum wage.
 - Source. DeBaryshe, B.D., Stern, I., Bird, O. & Zysman, D. (2017). Center-Based Childcare in Hawai'i. Honolulu: University of Hawai'i Center on the Family. Retrieved from http://uhfamily.hawaii.edu/publications/brochures/f943a_CenterFactSheet2-15-2017.pdf
- The average cost of full-time center care in Hawai'i is \$9,553 per year. Infant care can exceed \$13,000 per year.
 - Source. DeBaryshe, B.D., Stern, I., Bird, O. & Zysman, D. (2017). Center-Based Childcare in Hawai'i. Honolulu: University of Hawai'i Center on the Family. Retrieved from http://uhfamily.hawaii.edu/publications/brochures/f943a_CenterFactSheet2-15-2017.pdf
- An alternative to center care is family childcare where providers work in their own homes caring for up to six children at a time. Family childcare for infants less than one year of age typically costs \$5,400 per year less than center care. Still an average cost of \$7,853 per year is a major expense for most families where the median Native Hawaiian family income is \$82,789 (9.5%).
 - Source. DeBaryshe, B.D., Stern, I., Bird, O. & Zysman, D. (2017). Family Childcare in Hawai'i. Honolulu: University of Hawai'i Center on the Family. Retrieved from http://uhfamily.hawaii.edu/publications/brochures/a56bb_FCCFactSheet%202-15-17.pdf
 - Source. U.S. Census Bureau. (2018). Selected Population Profile in the United States, 2017 American Community Survey 1-Year Estimates.

Stakeholder Recommendations

- No specific recommendations located at this time.

Condition: Civic Engagement

Current Data

- Between 1990 (453,389) and 2016 (749,917), the number of registered voters in the State of Hawai'i grew by 65.4% while the total number of votes cast in the State grew 23.6% (354,144, 437,664). In 1990, 78.1% (354,144) of registered voters voted compared to 58.4% (437,664) in 2016, a 19.7% decrease over the 26-year period.
 - Source. State of Hawai'i Department of Business, Economic Development & Tourism. (2018). *County Social, Business and Economic Trends in Hawaii 1990-2017*. Retrieved from http://files.hawaii.gov/dbedt/economic/data_reports/county_report/county-trends-2017.pdf
- Maui County had the highest growth in voter registration at 114.2%. However, of the registered voters in the state, about 58.5 percent turned-out to vote in the 2016 general election. The voting rates across the counties varied between 56.4% and 61.4% in 2016. The voting rate in 2016 was highest at 61.4% in Kauai County, followed by 58.5% in Honolulu, 58.4% in Hawaii County, and 56.4% in Maui County.
 - Source. State of Hawai'i Department of Business, Economic Development & Tourism. (2018). *County Social, Business and Economic Trends in Hawaii 1990-2017*. Retrieved from http://files.hawaii.gov/dbedt/economic/data_reports/county_report/county-trends-2017.pdf
- 54.3% of Native survey respondents reported that they voted in the 2016 Election, compared to 62.4% to their non-Hawaiian counterpart. Native Hawaiian respondents did not report voting at a rate higher than the total rate for the State of Hawai'i (28.4% vs 26.5%).
 - Source. SMS. (2019). *2018 Hawai'i Well Being: A survey of Hawai'i residents* [Data file].
- According to estimates derived from the ballot counts in the last pre-Rice v. Cayetano elections, Native Hawaiians constituted 15.71% of the total votes in the 1998 General Election and 14.07% of the total votes in the 1996 General Election.
 - Source. Solutions Pacific, TMG, Lanakila Strategies. (2017). *Preliminary Report on Hawai'i's Native Hawaiian Voting Age Population*.

Stakeholder Recommendations

- Advocacy for stewardship, tax exemptions, protection of ancestral 'āina, registering people to vote
 - E Ho'ala Kānaka 'Āina Summit (2018, unpublished notes - summarized by Lisa W-V)
- URGING THE ASSOCIATION OF HAWAIIAN CIVIC CLUBS TO INSTITUTE AN 'AHA 'ŌPIO BY JUNE 2020

- Association of Hawaiian Civic Clubs 2018 Final [Adopted] Resolutions
- That there be meaningful participation by Native Hawaiians individually and collectively at all levels of program planning and development. There should be motivated participation at decision-making levels.
 - E OLA MAU: Native Hawaiian Health Needs Study 1.9 (1.0 Historical/cultural)
- That Native Hawaiian values and lifestyles to promote Native Hawaiian identity, pride, assertiveness, and power be perpetuated.
 - E OLA MAU: Native Hawaiian Health Needs Study. (1985). 2.2 (2.0 Mental Health)
- That political, economic, and social competence among Native Hawaiian people be developed and promoted.
 - E OLA MAU: Native Hawaiian Health Needs Study. (1985). 2.6 (2.0 Mental Health)

Condition: Commuting

Current Data

- Modes of commuting to work for Native Hawaiian workers and all workers throughout Hawai'i:

	Native Hawaiians	State
Total	130,537	703,939
Drove alone - car, truck, or van	72.7%	67.6%
Car pooled - car, truck, or van	13.9%	13.3%
Public transportation (excluding taxicab)	5.0%	6.1%
Walked	2.9%	5.5%
Other means	2.7%	3.2%
Worked at home	2.8%	4.4%

A larger percent of Native Hawaiians commute by car than the percent of the State total by 5.1 percentage point.

- Source. U.S. Census Bureau. (2018). Selected Population Profile in the United States, 2017 American Community Survey 1-Year Estimates. Retrieved https://factfinder.census.gov/bkmk/table/1.0/en/ACS/17_1YR/S0201/0400000US15
- The mean travel time to work for Native Hawaiians was 29.0 minutes, compared to 27.0 minutes for the State.
 - Source. U.S. Census Bureau. (2018). Selected Population Profile in the United States, 2017 American Community Survey 1-Year Estimates https://factfinder.census.gov/bkmk/table/1.0/en/ACS/17_1YR/S0201/0400000US15
- On average, Native Hawaiian men spend 30.1 minutes a day traveling to work. Therefore, it can be estimated that they spend 60.2 minutes traveling to and from work, which equates to 5.1 hours a week and 260.9 hours, or over 1.5 weeks a year.
 - Source. U.S. Census Bureau. (2014). Average Travel Time to Work in minutes by Gender and Native Hawaiian Status. 2014 American Community Survey Public Use Microdata 1-year Estimates. Retrieved from <https://dataferrett.census.gov/> In Office of Hawaiian Affairs. (2017). Kānehō'ālani – Transforming the Health of Native Hawaiian Men. Honolulu, HI: Office of Hawaiian Affairs.
- On average, Native Hawaiian men spend 3.4 more minutes a day traveling to work each day, than non-Hawaiian men. Therefore, it can be estimated that they spend an additional 6.8 minutes traveling to and from work, which equates to an additional 34 minutes a week and 29.5 hours a year.
 - Source. U.S. Census Bureau. (2014). Average Travel Time to Work in minutes by Gender and Native Hawaiian Status. 2014 American Community Survey Public Use Microdata 1-year Estimates. Retrieved from <https://dataferrett.census.gov/>

in Office of Hawaiian Affairs. (2017). Kānehö‘ālanī – Transforming the Health of Native Hawaiian Men. Honolulu, HI: Office of Hawaiian Affairs.

- Travel time to work in minute ranges for Native Hawaiians:

Total	119,008
Less than 5 minutes	2,647
5 to 9 minutes	10,096
10 to 14 minutes	15,685
15 to 19 minutes	15,991
20 to 24 minutes	15,790
25 to 29 minutes	5,118
30 to 34 minutes	21,087
35 to 39 minutes	2,460
40 to 44 minutes	4,709
45 to 59 minutes	12,214
60 to 89 minutes	9,060
90 or more minutes	4,151

- Source. U.S. Census Bureau. (2018). Travel Time to Work. 2011-2015 American Community Survey Selected Population Tables.

Stakeholder Recommendations

- Urging the Hawai‘i state legislature to authorize a half a percent surcharge on the general excise tax in perpetuity for the city and county of Honolulu to fund the construction and maintenance of the Honolulu high capacity transit corridor project and subsequent projects in pursuit of a modern transportation system for the island of O‘ahu.
 - Association of Hawaiian Civic Clubs 2017 final [adopted] resolutions

Condition: Criminal Justice System (Incarceration)

Current Data

- Native Hawaiians continue to be overrepresented in Hawai'i's prison system constituting just 18% of the state adult population in the State, but 43.7% of the incarcerated population. This disparity is greater for Native Hawaiian women, then Native Hawaiian men; Native Hawaiian females makeup 43.7% of the female incarcerated population in Hawaii, compared to representing only 18.4% of the total State adult female population.
 - U.S. Census Bureau. (2018). *2017 American Community Survey (ACS). 1-year Estimates*.
 - HCR 85 Task Force on Prison Reform (2019). *Final Report of the HCR 85 Task Force on Prison Reform: Summary and Key Recommendations*. Retrieved from https://19of32x2yl33s8o4xza0gf14-wpengine.netdna-ssl.com/wp-content/uploads/HCR85Summary_FINALv2.pdf
- The incarceration rate of Native Hawaiian women is over double that of all women in the State. Per 100,000 women in Hawai'i, 197 are incarcerated; compared to 469 Native Hawaiian women incarcerated per 100,000 Native Hawaiian wome in the State.
 - Source. Office of Hawaiian Affairs. (2018). *Haumea – Transforming the Health of Native Hawaiian Women and Empowering Wahine Well-being*. Honolulu, HI. Office of Hawaiian Affairs.
- Native Hawaiians are sentenced to longer probation terms than most other ethnic groups. A multivariate analysis controlling for severity of the charge, age, gender and race shows that Native Hawaiians also serve more time on probation than other ethnic groups, except for Hispanics. On average, a Japanese person is sentenced to 14 fewer days of probation than a Native Hawaiian person, and Whites are sentenced to nearly 21 fewer days of probation than Native Hawaiians.
 - Source. The Office of Hawaiian Affairs. (2010). *The Disparate Treatment of Native Hawaiians in the Criminal Justice System*. Retrieved from http://www.justicepolicy.org/uploads/justicepolicy/documents/10-09_exs_disparatetreatmentofnativehawaiians_rd-ac.pdf
- Hawai'i currently has approximately 1,600 prisoners at the Saguaro Correctional Center in Arizona and is one of only five states that has over 20% of its prisoners in private prisons.
 - Source. Bureau of Justice Statistics. (*Number of prisoners held in private prisons under the jurisdiction of state or federal correctional authorities, December 31, 1999-2016*). Generated using the Corrections Statistical Analysis Tool at www.bjs.gov
- 33% of pretrial admissions in 2009 were Native Hawaiian, compared to 24% of the total State population in that year.

- Source. Office of Hawaiian Affairs (2018). *Haumea – Transforming the Health of Native Hawaiian Women and Empowering Wahine Well-Being*. Honolulu, HI: Office of Hawaiian Affairs. Retrieved from <https://19of32x2yl33s8o4xza0gf14-wpengine.netdna-ssl.com/wp-content/uploads/OHA-Womens-Health-Report-Book-1.pdf>

Stakeholder Recommendations

- Urges the department of public safety prison (DPS) to allow incarcerated prisoners to receive mail written in `olelo Hawai'i.
 - Association of Hawaiian Civic Clubs 2016 Final [Adopted] Resolutions
- Guide the use of existing collaborations, systems, and partnerships to leverage resources and maximize outcomes; Recommendation 13: Increase services for Native Hawaiians who come in contact with the criminal justice system to promote integration back into the community to reduce recidivism rates.
 - Native Hawaiian Health Task Force Report, Report To The Twenty-Ninth Legislature, State of Hawaii 2017
- Hale Mua would benefit Native Hawaiian men who are incarcerated, homeless, or in transitional situations.
 - 'Aha Kāne: Foundation for the Advancement of Native Hawaiian Males. Hale Mua Initiative Poster.

Condition: Culture-Based Education

Current Data

- Students with at least one highly-rated Culture-Based Education (CBE) teacher reported significantly higher scores (44.1 points) in Hawaiian cultural affiliation than students with all low-rated CBE Teachers (39.4 points) for the overall scale.
 - Source. Kana'iaupuni, S., B. Ledward, and U. Jensen. Culture-Based Education and Its Relationship to Student Outcomes. Honolulu: Kamehameha Schools, Research & Evaluation.
- Students of highly-rated CBE teachers reported higher rates of community attachment and giveback compared to students of low-rated CBE teachers. Highly-rated CBE teachers also reported greater engagement with local issues such as: land development, Hawaiian language revitalization, and native rights. 71.0% have worked to protect the environment in their community compared to 32.0% of students of Low CBE teachers.
 - Source. Kana'iaupuni, S., B. Ledward, and U. Jensen. Culture-Based Education and Its Relationship to Student Outcomes. Honolulu: Kamehameha Schools, Research & Evaluation.
- Overall, students of highly-rated CBE teachers reported greater school engagement compared to those exposed only to low-rated CBE teachers. 71.6% of students of High CBE teachers trust people in their schools compared to 53.0% of students of Low CBE teachers.
 - Source. Kana'iaupuni, S., B. Ledward, and U. Jensen. Culture-Based Education and Its Relationship to Student Outcomes. Honolulu: Kamehameha Schools, Research & Evaluation.
- 87.9% of students of highly-rated CBE teachers claim to expect to graduate from college, compared to 73.5% of students of low-rated CBE teacher.
 - Source. Kana'iaupuni, S., B. Ledward, and U. Jensen. Culture-Based Education and Its Relationship to Student Outcomes. Honolulu: Kamehameha Schools, Research & Evaluation.

Stakeholder Recommendations

- Adopt the Native Hawaiian Education Vision and Goals to Guide Priorities. There are many organizations which adopted and supported the tenants of the vision and two goals. Adoption of the vision and goals in families, schools, communities as well as organizations can also help to realize the vision and goals in our learning system in the next 10 years.
 - Native Hawaiian Education Council Needs Assessment Report, 2015
- Support Implementation of Policies and Improvement Efforts of the State of Hawai'i, Department of Education System. (A) Implement Policies 2104 and 2105 more comprehensively, particularly, the organization of the Office of Native Hawaiian Education and administration of related programs, including Hawaiian Language Immersion programs; (B) Implement Policy E-3, Nā Hopena A'ō—General Learner Outcomes; (C) Develop assessments in the medium of

- instruction—the Native Hawaiian language; (D) Integrate Policy and Practice Vertically (Inter-Within the Department itself); (E) Strengthen working relationships with the State Public Charter School Commission for student focused education; (F) Integrate Policy and Practice Horizontally (Intra-Across) with Charter Schools and operational elements such as facilities, transportation, food services and administrative services; (G) Enhance transparency with regard to State Educational Agency (SEA) and Local Educational Agency (LEA) program and related funding opportunities and programs.
 - Native Hawaiian Education Council Needs Assessment Report, 2015
- Support Improvements in the State of Hawai'i, Department of Education's Public Charter Schools and Systems.
 - Native Hawaiian Education Council Needs Assessment Report, 2015
- Support the State of Hawai'i, University of Hawai'i System's Efforts. Efforts include increasing Native Hawaiian student success rates (e.g., non-traditional, first generation to go to college); implementing goals and objectives of its Hawai'i Papa o Ke A'o plan in leadership development, community engagement, and Hawaiian language and cultural parity; and implementing the Hawai'i Graduation Initiative (e.g., 55 by 25, 15 [credits] to finish, campus scorecards).
 - Native Hawaiian Education Council Needs Assessment Report, 2015
- Map and Assess Fiscal Education Resources, Community by Community. Support fiscal and community education resource mapping, both private and public, to recommend more effective and efficient education fiscal resourcing.
 - Native Hawaiian Education Council Needs Assessment Report, 2015
- Strongly urges all policy makers to recognize and make distinct equitable provisions for hawaiian medium education in the making of the blueprint for Hawai'i public education
 - Association of Hawaiian Civic Clubs 2016 Final [Adopted] Resolutions
- Urging the Secretary of Education to implement National Indian Education Association resolution 2016-02 calling for the creation of an advisory committee of native american language and education medium experts and recommending the secretary consult with the Native Hawaiian Education Council
 - Association of Hawaiian Civic Clubs 2016 Final [Adopted] Resolutions
- Use Hawaiian culture and language as a framework for education.
 - Teaching and Learning with Aloha: Successful Strategies for Engaging Hawaiian Learners
- Hire staff who understand the needs of the participants and who reside in the community in which they serve.
 - Teaching and Learning with Aloha: Successful Strategies for Engaging Hawaiian Learners
- Mentor staff members and provide ongoing professional development.
 - Teaching and Learning with Aloha: Successful Strategies for Engaging Hawaiian Learners
- Use a strengths-based approach in working with families.

- Teaching and Learning with Aloha: Successful Strategies for Engaging Hawaiian Learners
- Affirming the need to continue fostering a Native Hawaiian sense of place at the University of Hawai'i at Mānoa John A. Burns school of medicine through the construction of a 21st century hālau with cultural relandscaping to increase the number of Native Hawaiian graduates and doctors competent in native hawaiian culture
 - Association of Hawaiian Civic Clubs 2017 Final [Adopted] Resolutions
- Urging support for the recommendations presented by The American Academy Of Arts And Science Report on Native American languages used as primary languages of education
 - Association of Hawaiian Civic Clubs 2017 Final [Adopted] Resolutions
- Advance 'ōlelo Hawai'i expectations (Keaomalalama recommendation examples: increase the number of students and pathways that students graduate with 'ōlelo Hawai'i degrees; increase the number of students with 4 years of Hawaiian and other discipline areas combined; provide increased options for student coursework (high school to college, professional development)
 - Native Hawaiian Summit Reports: A Summary Report of the 2014 Native Hawaiian Education Summit (2015); 2015 Native Hawaiian Education Summit Report; 2017 Native Hawaiian Education Summit Report
- Achieve normalization [for 'ōlelo Hawai'i] (Keaomalalama recommended: increase support thru the educational pipeline - from pēpē to kaiaulu)
 - Native Hawaiian Summit Reports: A Summary Report of the 2014 Native Hawaiian Education Summit (2015); 2015 Native Hawaiian Education Summit Report; 2017 Native Hawaiian Education Summit Report
- Actualize 'ike Hawai'i
 - Native Hawaiian Summit Reports: A Summary Report of the 2014 Native Hawaiian Education Summit (2015); 2015 Native Hawaiian Education Summit Report; 2017 Native Hawaiian Education Summit Report
- Amplify leo Hawai'i
 - Native Hawaiian Summit Reports: A Summary Report of the 2014 Native Hawaiian Education Summit (2015); 2015 Native Hawaiian Education Summit Report; 2017 Native Hawaiian Education Summit Report
- Prepare students of Hawaiian ancestry to assume leadership positions at UH and in the community
 - Hawai'i Papa O Ke Ao Report (2012)
- Prepare faculty and staff of Hawaiian ancestry to assume leadership positions within UH and in their community
 - Hawai'i Papa O Ke Ao Report (2012)
- Ensure Native Hawaiian values are practiced at all levels of institutional decision-making
 - Hawai'i Papa O Ke Ao Report (2012)

- Vibrant language and culture programs of study at all UH campuses
 - Hawai'i Papa O Ke Ao Report (2012)
- Hawaiian language at parity with English usage throughout the UH system
 - Hawai'i Papa O Ke Ao Report (2012)
- Innovative programming (curriculum) using Hawaiian language and culture
 - Hawai'i Papa O Ke Ao Report (2012)
- Embed Hawaiian culture and language understanding in the hiring of new employees
 - Hawai'i Papa O Ke Ao Report (2012)
- That there be culturally based health education programs developed and maintained by Native Hawaiians and targeted to Native Hawaiian families and communities. Such program should integrate cultural concepts with specific health problems such as nutrition, physical fitness, avoidance of harmful substances, stress-coping, self-care, understanding of common illnesses and complications, sexual identity, death and dying concepts, pre-natal and child birth care, optimal use of health care resources, avoidance of faddism, commercialism, and excessive dependence of professionals.
 - E OLA MAU: Native Hawaiian Health Needs Study. (1985). 1.4. (1.0 Historical/cultural)
- That there be encouragement for learned Native Hawaiians to teach and instruct other Native Hawaiians in healthrelated areas at all levels including hiapo (eldest sibling), makua (parents, uncles, aunts), and kupuna (grandparents, elders).
 - E OLA MAU: Native Hawaiian Health Needs Study (1.0 Historical/cultural)
- That there be cultural awareness training for Native Hawaiian and non-Native Hawaiian health professionals including physicians, nurses, health educators, health aides, health advocates, health coordinators, health planners, and health administrators. This training should provide liaison with effective and respected native healers.
 - E OLA MAU: Native Hawaiian Health Needs Study. (1985). 1.6. (1.0 Historical/cultural)
- That educational training programs to facilitate the entrance of Native Hawaiians into mental health professions such as psychology, psychiatry, social work, and research be developed.
 - E OLA MAU: Native Hawaiian Health Needs Study. (1985). 2.3. (2.0 Mental Health)
- That mental health professionals rendering services to Native Hawaiians be certified in cultural knowledge, history, and lifestyle.
 - E OLA MAU: Native Hawaiian Health Needs Study. (1985). 2.4. (2.0 Mental Health)
- That students in Hawaii's school systems and University of Hawaii systems be required to take courses in Hawaiian history, language, and culture.
 - E OLA MAU: Native Hawaiian Health Needs Study. (1985). 2.7. (2.0 Mental Health)

PHASE 2

- That a cultural training program be developed for physicians working in Hawaii regarding traditional Hawaiian beliefs, attitudes and practices of health care.
 - E OLA MAU: Native Hawaiian Health Needs Study. (1985). 3.10 (3.0 Medical)
- That health care providers be educated about Hawaiian styles of seeking help and relating to others and that modes of service delivery be developed which are culturally compatible with Hawaiian culture.
 - E OLA MAU: Native Hawaiian Health Needs Study. (1985). 3.11. (3.0 Medical)
- That cooperation be fostered between traditional Hawaiian healers and physicians, perhaps using community health workers as a bridge, in order that the health needs of Hawaiians can be more effectively served by both.
 - E OLA MAU: Native Hawaiian Health Needs Study 3.12. (3.0 Medical)
- That traditional Hawaiian remedies be incorporated into the care of Native Hawaiians whenever medically feasible.
 - E OLA MAU: Native Hawaiian Health Needs Study. (1985). 3.13. (3.0 Medical)
- That more resources be provided to public schools to implement a comprehensive health education curriculum.
 - E OLA MAU: Native Hawaiian Health Needs Study. (1985). 3.20. (3.0 Medical)
- That health promotion programs with a Hawaiian cultural component be developed to focus on life style changes, including alcohol abuse, tobacco and drug abuse, obesity, nutrition, and stress-management.
 - E OLA MAU: Native Hawaiian Health Needs Study. (1985). 3.23. (3.0 Medical)
- That there be developed culturally-sensitive educational programs for Native Hawaiian children in elementary and secondary school.
 - E OLA MAU: Native Hawaiian Health Needs Study. (1985). 4.4. (4.0 Nutrition and dental health)
- That there be a culturally sensitive training program developed for teachers and dental health professionals.
 - E OLA MAU: Native Hawaiian Health Needs Study. (1985). 4.12. (4.0 Nutrition and dental health)
- Arts & Culture: Support Hawaiian ways of living • In these times of increasing polarization, interpersonal conflict, scarcity, climate change and fragile ecologies, Native Hawaiian culture-based ways of sharing and collaborating with others and connecting to 'āina and place is a much desired way of living.
 - 2019 CNHA Policy Priorities
- Arts & Culture: Expand 'Ōlelo Hawai'i for Mākua and 'Ohana • 'Ōlelo Hawai'i should be available to all, should be normalized and part of the fabric of our everyday lives, especially to mākua and their 'ohana in non-academic settings.
 - 2019 CNHA Policy Priorities
- Arts & Culture: Support Hawaiian Traditional Arts and Practices • Traditional and contemporary creative expression by Hawaiians in many mediums speak to the

- complexity of the times, and demonstrates a Hawaiian culture that is vibrant, alive, ever-evolving, and continually relevant.
- 2019 CNHA Policy Priorities
 - Education: Perpetuate the Hawaiian language • There are over 47,000 Native Hawaiian learners in Public Education. Hawaiian Focused Public Charter Schools and Kaiapuni, which are perpetually underfunded. • Board of Education Policy 105-7 and 105-8, defining the scope and vision of Hawaiian education in the Department of Education, must be implemented.
 - 2019 CNHA Policy Priorities
 - Education: Supporting our kumu • Kaiapuni/Hawaiian Language Kumu require more training than other DOE kumu. • Board of Education Policy 105-7 and 105-8, defining the scope and vision of Hawaiian education in the Department of Education, must be implemented. • Hawaiian Culture-Based Education must be taught by all kumu.
 - 2019 CNHA Policy Priorities
 - Education: Support student success • Native Hawaiians are under-represented in the Science, Technology, Engineering and Math (STEM) fields. • Charter school Pre-Kindergarten programs are showing positive results for our keiki.
 - 2019 CNHA Policy Priorities

Condition: Data Sovereignty & Intellectual Property

Current Data

- Indigenous data sovereignty refers to the proper locus of authority over the management of data about indigenous peoples, their territories and ways of life.
 - Source. Tahu Kukutai and John Taylor. (2016). *Indigenous Data Sovereignty: Toward an Agenda*. Canberra: Australian National University Press.
- Indigenous data sovereignty is the right of Native nations to govern the collection, ownership, and application of its own data.
 - Source. Rainie, Stephanie Carroll, Desi Rodriguez-Lonebear, and Andrew Martinez. (2017). *Policy Brief: Indigenous Data Sovereignty in the United States*. Tucson: Native Nations Institute, University of Arizona.

Stakeholder Recommendations

- Assessing the State and needs of cultural, traditional knowledge, and intellectual property rights of the Native Hawaiian people
 - Association of Hawaiian Civic Clubs 2016 Final [Adopted] Resolutions
- Urging the Hawai'i state legislature to fund and establish a native hawaiian intellectual property task force to develop a sui generis legal system to recognize and protect Native Hawaiian cultural intellectual property, traditional cultural expressions, and genetic resources
 - Association of Hawaiian Civic Clubs 2018 Final [Adopted] Resolutions
- Business & Economic Development: Protect Native Hawaiian Intellectual property rights • Native Hawaiian knowledge and intellectual property are at risk of being appropriated, stolen, misrepresented, and misused.
 - 2019 CNHA Policy Priorities
- Coordinate and Advance a Native Hawaiian Data Consortium, Beginning with Education Data.
 - Native Hawaiian Education Council Needs Assessment Report, 2015
- Urging the U.S. government to establish a task force to support Native Hawaiian intellectual property rights and traditional cultural expressions to promote productivity, competitiveness, and economic growth
 - Association of Hawaiian Civic Clubs 2018 Final [Adopted] Resolutions
- Develop a centralized data collection and statewide database.
 - Part II, Sex Trafficking in Hawaii, The Stories of Survivors

- “Create best practices to properly gather, manage, and disseminate wahi kūpuna data”.
 - Kaliuokapaakai Collective Overview
- Create data sharing policies between state agencies to improve access to these data for timely and disaggregated analyses to help inform policies and programs aimed at improving Native Hawaiian health; Recommendation 1: Establish an online database across state agencies.
 - Native Hawaiian Health Task Force Report, Report To The Twenty-Ninth Legislature, State of Hawaii 2017
- Build a database to help connect laborers to farms, and farmers to land to help lo'i farmers access the resources they need.
 - Restoring Healthy Watersheds: Traditional Agriculture in a Stream Restoration Context

Condition: Early Childhood Education

Current Data

- Native Hawaiian children under 5 years of age represent 33.0% of the total population in Hawai'i, compared to all young children representing 6.4% of the total State population. They encompass 10% of the total Native Hawaiian population statewide.
 - Source. U.S. Census Bureau, 201-2017 American Community Survey 5-Year Estimates.
- 40.0% of all Native Hawaiian children 3-4 years of age are not enrolled in school, compared to the 44.8% of the State total. Of those Native Hawaiian children enrolled, 26.4% attend a public program and 33.6% attend a private program.
 - Source. U.S. Census Bureau, 2010-2016 American Community Survey 5-Year Estimates.
- Native Hawaiians represent 29.4% of all 3-4 year old children in the State not enrolled in school, while Native Hawaiian children represent 32.9% of the total State population 3-4 years of age.
 - Source. U.S. Census Bureau, 2010-2016 American Community Survey 5-Year Estimates.
- Kamehameha Schools-supported preschoolers were less likely to score in the below-average range than were preschooler in the national population. A total of 14.2% scored in the below-average range, and 66.9% scored in the average range (compared nationally with 23.0% in the below-average range and 54.0% in the average range). [Peabody Picture Vocabulary Test-IV, as a percentage of all children tested, SY 2011-2012, Hawai'i]
 - Source. Kamehameha Schools. (2014). *Ka Huaka'i: 2014 Native Hawaiian Educational Assessment*. Honolulu: Kamehameha Publishing

Stakeholder Recommendations

- Adopt the Native Hawaiian Education Vision and Goals to Guide Priorities. There are many organizations which adopted and supported the tenants of the vision and two goals. Adoption of the vision and goals in families, schools, communities as well as organizations can also help to realize the vision and goals in our learning system in the next 10 years.
 - Native Hawaiian Education Council Needs Assessment Report, 2015
- Native Hawaiian Education Council Needs Assessment Report, 2015 Focus early childhood education efforts on the entire 'ohana and provide programs for young children that include the family.
 - Teaching and Learning with Aloha: Successful Strategies for Engaging Hawaiian Learners

- Use Hawaiian culture and language as a framework for education.
 - Teaching and Learning with Aloha: Successful Strategies for Engaging Hawaiian Learners
- Hire staff who understand the needs of the participants and who reside in the community in which they serve.
 - Teaching and Learning with Aloha: Successful Strategies for Engaging Hawaiian Learners
- Mentor staff members and provide ongoing professional development.
 - Teaching and Learning with Aloha: Successful Strategies for Engaging Hawaiian Learners
- Use a strengths-based approach in working with families.
 - Teaching and Learning with Aloha: Successful Strategies for Engaging Hawaiian Learners
- Link families to appropriate resources.
 - Teaching and Learning with Aloha: Successful Strategies for Engaging Hawaiian Learners
- Achieve normalization [for 'ōlelo Hawai'i] (Keaomalalama recommended: increase support thru the educational pipeline - from pēpē to kaiaulu)
 - Native Hawaiian Summit Reports: A Summary Report of the 2014 Native Hawaiian Education Summit (2015); 2015 Native Hawaiian Education Summit Report; 2017 Native Hawaiian Education Summit Report
- 4.12 That there be a culturally sensitive training program developed for teachers and dental health professionals.
 - E OLA MAU: Native Hawaiian Health Needs Study (4.0 Nutrition and dental health)
- Propose state legislation to address social and cultural determinants of health in Hawai'i; Recommendation 5: Include Pre-Kindergarten in public schools.
 - Native Hawaiian Health Task Force Report, Report To The Twenty-Ninth Legislature, State of Hawaii 2017
- Education: Support student success • Native Hawaiians are under-represented in the Science, Technology, Engineering and Math (STEM) fields. • Charter school Pre-Kindergarten programs are showing positive results for our keiki.
 - 2019 CNHA Policy Priorities

Condition: Educational Attainment/High School Graduation

Current Data

- 81% of Native Hawaiian public school students graduated in 2017, compared to 84% of all students.
 - Source. Hawai'i Department of Education (DOE). (2018). ESSA Report, School Year 2017-2018. Retrieved from <http://arch.k12.hi.us/PDFs/strivehi/2018/999ESSARpt.pdf>
- 23% of Native Hawaiian public school students missed 15 days or more in the school year (chronically absent), the second highest rate in chronic absenteeism. This represents an 8 percentage point gap when compared to all students (15%).
 - Source. Hawai'i Department of Education (DOE). (2018). ESSA Report, School Year 2017-2018. Retrieved from <http://arch.k12.hi.us/PDFs/strivehi/2018/999ESSARpt.pdf>
- 90% of Native Hawaiian young adults ages 18-24 completed high school (or passed a high school equivalency exam), compared to 92% of non-Hawaiian young adults statewide. Of adults ages 25-65, 93% of Native Hawaiian completed high school (or passed a high school equivalency exam), which is the same as 93% of non-Hawaiian adults statewide.
 - Source. Lili'uokalani Trust. (2017). State of Hawai'i Profile.
- Native Hawaiian students reported the lowest rate (61.2%) of feeling they will definitely be likely to complete high school and the highest rate of feeling they definitely will not (6.3%) or probably will not (7.9%) be likely to complete high school.
 - Source. Hawaii State Department of Health. Hawaii Health Data Warehouse. (2017) Youth Risk Behavior Survey. How likely is it that you will complete high school? Retrieved from http://ibis.hhdw.org/ibisph-view/query/result/yrbs/CompleteHS5Cat/CompleteHS5Cat_HS_ST.html

Stakeholder Recommendations

- Adopt the Native Hawaiian Education Vision and Goals to Guide Priorities. There are many organizations which adopted and supported the tenants of the vision and two goals. Adoption of the vision and goals in families, schools, communities as well as organizations can also help to realize the vision and goals in our learning system in the next 10 years.
 - Native Hawaiian Education Council Needs Assessment Report, 2015

- Support Improvements in the State of Hawai'i, Department of Education's Public Charter Schools and Systems.
 - Native Hawaiian Education Council Needs Assessment Report, 2015
- Strongly urges all policy makers to recognize and make distinct equitable provisions for Hawaiian medium education in the making of the blueprint for Hawai'i public education
 - Association of Hawaiian Civic Clubs 2016 Final [Adopted] Resolutions
- Use Hawaiian culture and language as a framework for education.
 - Teaching and Learning with Aloha: Successful Strategies for Engaging Hawaiian Learners
- Hire staff who understand the needs of the participants and who reside in the community in which they serve.
 - Teaching and Learning with Aloha: Successful Strategies for Engaging Hawaiian Learners
- Mentor staff members and provide ongoing professional development.
 - Teaching and Learning with Aloha: Successful Strategies for Engaging Hawaiian Learners
- Use a strengths-based approach in working with families.
 - Teaching and Learning with Aloha: Successful Strategies for Engaging Hawaiian Learners
- Link families to appropriate resources.
 - Teaching and Learning with Aloha: Successful Strategies for Engaging Hawaiian Learners
- Urging the Hawai'i State Legislature to enact a law ensuring that all public school students have equal access to appropriate educational facilities and food service
 - Association of Hawaiian Civic Clubs 2017 Final [Adopted] Resolutions
- Urging support for the recommendations presented by the American Academy Of Arts And Science Report on Native American languages used as primary languages of education
 - Association of Hawaiian Civic Clubs 2017 Final [Adopted] Resolutions
- Advance 'ōlelo Hawai'i expectations (Keaomalalama recommendation examples: increase the number of students and pathways that students graduate with 'ōlelo Hawai'i degrees; increase the number of students with 4 years of Hawaiian and other discipline areas combined; provide increased options for student coursework (high school to college, professional development)
 - Native Hawaiian Summit Reports: A Summary Report of the 2014 Native Hawaiian Education Summit (2015); 2015 Native Hawaiian Education Summit Report; 2017 Native Hawaiian Education Summit Report
- Achieve normalization [for 'ōlelo Hawai'i] (Keaomalalama recommended: increase support thru the educational pipeline - from pēpē to kaiaulu)
 - Native Hawaiian Summit Reports: A Summary Report of the 2014 Native Hawaiian Education Summit (2015); 2015 Native Hawaiian Education Summit Report; 2017 Native Hawaiian Education Summit Report
- Actualize 'ike Hawai'i

- Native Hawaiian Summit Reports: A Summary Report of the 2014 Native Hawaiian Education Summit (2015); 2015 Native Hawaiian Education Summit Report; 2017 Native Hawaiian Education Summit Report
- Amplify Ieo Hawai'i
 - Native Hawaiian Summit Reports: A Summary Report of the 2014 Native Hawaiian Education Summit (2015); 2015 Native Hawaiian Education Summit Report; 2017 Native Hawaiian Education Summit Report
- Innovative programming (curriculum) using Hawaiian language and culture
 - Hawai'i Papa O Ke Ao Report (2012)
- Embed Hawaiian culture and language understanding in the hiring of new employees
 - Hawai'i Papa O Ke Ao Report (2012)
- That there be culturally based health education programs developed and maintained by Native Hawaiians and targeted to Native Hawaiian families and communities. Such program should integrate cultural concepts with specific health problems such as nutrition, physical fitness, avoidance of harmful substances, stress-coping, self-care, understanding of common illnesses and complications, sexual identity, death and dying concepts, pre-natal and child birth care, optimal use of health care resources, avoidance of faddism, commercialism, and excessive dependence of professionals.
 - E OLA MAU: Native Hawaiian Health Needs Study. (1985). 1.4. (1.0 Historical/cultural)
- That there be coordination among existing health agencies and institutions in their service delivery to the Native Hawaiian community. This includes having agencies and institutions coordinate with the Native Hawaiian community for the services and programs rendered to it and providing the Native Hawaiian Community such health service as was the intent of the founders of some of these health care institutions.
 - E OLA MAU: Native Hawaiian Health Needs Study. (1985). 1.7. (1.0 Historical/cultural)
- That there be developed an integrated approach to health programs in the Native Hawaiian community. This includes developing health programs in conjunction with concerns relating to land, urbanization, law, and the justice system, self-determination, economic self-sufficiency, environmental protection, education, housing, transportation, energy, historic and archaeological sites, lawai'a ana (fishing), mahi'ai ana (farming), and language and culture.
 - E OLA MAU: Native Hawaiian Health Needs Study. (1985). 1.8. (1.0 Historical/cultural)
- That students in Hawaii's school systems and University of Hawaii systems be required to take courses in Hawaiian history, language, and culture.
 - E OLA MAU: Native Hawaiian Health Needs Study. (1985). 2.7. (2.0 Mental Health)
- That federal programs focusing on mental health be made accessible for Native Hawaiians and responsive to Native Hawaiian needs.
 - E OLA MAU: Native Hawaiian Health Needs Study 2.16. (2.0 Mental Health)

- That the State of Hawaii allocate its health resources to give priority to Native Hawaiian health problems.
 - E OLA MAU: Native Hawaiian Health Needs Study. (1985). 3.1. (3.0 Medical)
- That an umbrella body for monitoring and planning for Native Hawaiian health needs be established.
 - E OLA MAU: Native Hawaiian Health Needs Study. (1985). 3.3. (3.0 Medical)
- That a system of Native Hawaiian community health workers be developed to provide outreach services on behalf of health care programs serving Native Hawaiians, including health education, screening, referral, and follow-up care.
 - E OLA MAU: Native Hawaiian Health Needs Study (3.0 Medical)
- That health education, screening and health promotion programs be provided through community groups having high Native Hawaiian membership.
 - E OLA MAU: Native Hawaiian Health Needs Study. (1985). 3.6. (3.0 Medical)
- That cooperation be fostered between traditional Hawaiian healers and physicians, perhaps using community health workers as a bridge, in order that the health needs of Hawaiians can be more effectively served by both.
 - E OLA MAU: Native Hawaiian Health Needs Study. (1985). 3.12. (3.0 Medical)
- That health promotion programs with a Hawaiian cultural component be developed to focus on life style changes, including alcohol abuse, tobacco and drug abuse, obesity, nutrition, and stress-management.
 - E OLA MAU: Native Hawaiian Health Needs Study. (1985). 2.23. (3.0 Medical)
- That there be developed additional nutritional programs for Native Hawaiians focusing on child nutrition.
 - E OLA MAU: Native Hawaiian Health Needs Study. (1985). 4.2. (4.0 Nutrition and dental health)
- That there be developed additional nutritional education programs for Native Hawaiians focusing on families and children.
 - E OLA MAU: Native Hawaiian Health Needs Study. (1985). 4.3. (4.0 Nutrition and dental health)
- That there be developed culturally-sensitive educational programs for Native Hawaiian children in elementary and secondary school.
 - E OLA MAU: Native Hawaiian Health Needs Study 4.4. (4.0 Nutrition and dental health)
- That there be additional nutrition research on all aspects of diet and health promotion including alcohol and drug abuse as these affect Native Hawaiians and members of the total Hawai'i community.
 - E OLA MAU: Native Hawaiian Health Needs Study. (1985). 4.5. (4.0 Nutrition and dental health)
- That there be a culturally sensitive training program developed for teachers and dental health professionals.
 - E OLA MAU: Native Hawaiian Health Needs Study. (1985). 4.12. (4.0 Nutrition and dental health)
- Propose programs and legislative action that will address barriers to access to health care; Recommendation 11: Establish school-based health centers.

- Native Hawaiian Health Task Force Report, Report To The Twenty-Ninth Legislature, State of Hawaii 2017
- Education: Perpetuate the Hawaiian language. There are over 47,000 Native Hawaiian learners in Public Education. Hawaiian Focused Public Charter Schools and Kaiapuni, which are perpetually underfunded. Board of Education Policy 105-7 and 105-8, defining the scope and vision of Hawaiian education in the Department of Education, must be implemented.
 - 2019 CNHA Policy Priorities
- Education: Supporting our kumu • Kaiapuni/Hawaiian Language Kumu require more training than other DOE kumu. • Board of Education Policy 105-7 and 105-8, defining the scope and vision of Hawaiian education in the Department of Education, must be implemented. • Hawaiian Culture-Based Education must be taught by all kumu.
 - 2019 CNHA Policy Priorities
- Education: Support student success • Native Hawaiians are under-represented in the Science, Technology, Engineering and Math (STEM) fields. • Charter school Pre-Kindergarten programs are showing positive results for our keiki.
 - 2019 CNHA Policy Priorities

Condition: Educational Attainment/Post-Secondary

Current Data

- In 2018, Native Hawaiian students earned 21.3% (2,392) of all degrees and certificates earned in the University of Hawai'i (UH) System, while Native Hawaiians represented 24.2% of the total UH System student population.
 - Source. University of Hawai'i Institutional Research and Analysis Office. (2018). Degrees Table 1; Degrees and Certificates Awarded by Major and Gender.
- Associate degrees accounted for 42.3% of the degrees and certificates earned by Native Hawaiian students in the UH System in 2018, compared to non-Hawaiians at 31.9%. This is followed by Bachelor's degrees (Native Hawaiians = 35.5%, non-Hawaiians = 43.6%), Certificates of Achievement (Native Hawaiians = 11.9%, non-Hawaiians = 9.0%), Master's (Native Hawaiians = 7.5%, non-Hawaiians = 9.7%) and Doctorates (Native Hawaiians = 0.5%, non-Hawaiians = 2.2%).
 - Source. University of Hawai'i Institutional Research and Analysis Office. (2018). *Degrees Table 1; Degrees and Certificates Awarded by Major and Gender*.
- 17.0% of Native Hawaiians 25 years and older in Hawai'i have a bachelor's degree, compared to 32.9% of the total State population.
 - Source. U.S. Census Bureau. (2018). *Selected Population Profile in the United States, 2017 American Community Survey 1-Year Estimates*. Retrieved from [rodType=table](#)
- 15.0% of Native Hawaiian high school students say they definitely will not complete a post high school program such as vocational training program, military service, community college or 4-year college. This is 3.5 percentage points higher than the State (11.5%).
 - Source. Hawai'i State Department of Health. Hawai'i Health Data Warehouse. (2017). *Youth Risk Behavior Survey*. How likely is it that you will complete a post high school program such as a vocational training program, military service, community college or 4-year college

Stakeholder Recommendations

- Adopt the Native Hawaiian Education Vision and Goals to Guide Priorities. There are many organizations, which adopted and supported the tenants of the vision and two goals. Adoption of the vision and goals in families, schools, communities as well as organizations can also help to realize the vision and goals in our learning system in the next 10 years.
 - Native Hawaiian Education Council Needs Assessment Report, 2015

- Support the State of Hawai'i, University of Hawai'i System's Efforts. Efforts include increasing Native Hawaiian student success rates (e.g., non-traditional, first generation to go to college); implementing goals and objectives of its Hawai'i Papa o Ke A'o plan in leadership development, community engagement, and Hawaiian language and cultural parity; and implementing the Hawai'i Graduation Initiative (e.g., 55 by 25, 15 [credits] to finish, campus scorecards).
 - Native Hawaiian Education Council Needs Assessment Report, 2015
- Map and Assess Fiscal Education Resources, Community by Community. Support fiscal and community education resource mapping, both private and public, to recommend more effective and efficient education fiscal resourcing.
 - Native Hawaiian Education Council Needs Assessment Report, 2015
- Use Hawaiian culture and language as a framework for education.
 - Teaching and Learning with Aloha: Successful Strategies for Engaging Hawaiian Learners
- Link families to appropriate resources.
 - Teaching and Learning with Aloha: Successful Strategies for Engaging Hawaiian Learners
- Affirming the need to continue fostering a Native Hawaiian sense of place at the University Of Hawai'i at Mānoa John A. Burns School Of Medicine through the construction of a 21st century hālau with cultural relandscape to increase the number of Native Hawaiian graduates and doctors competent in Native Hawaiian culture
 - Association of Hawaiian Civic Clubs 2017 Final [Adopted] Resolutions
- Advance 'ōlelo Hawai'i expectations (Keaomalalama recommendation examples: increase the number of students and pathways that students graduate with 'ōlelo Hawai'i degrees; increase the number of students with 4 years of Hawaiian and other discipline areas combined; provide increased options for student coursework (high school to college, professional development)
 - Native Hawaiian Summit Reports: A Summary Report of the 2014 Native Hawaiian Education Summit (2015); 2015 Native Hawaiian Education Summit Report; 2017 Native Hawaiian Education Summit Report
- Prepare students of Hawaiian ancestry to assume leadership positions at UH and in the community
 - Hawai'i Papa O Ke Ao Report (2012)
- Prepare faculty and staff of Hawaiian ancestry to assume leadership positions within UH and in their community
 - Hawai'i Papa O Ke Ao Report (2012)
- Ensure Native Hawaiian values are practiced at all levels of institutional decision-making
 - Hawai'i Papa O Ke Ao Report (2012)
- Intra-campus development - building community on each campus

- Hawai'i Papa O Ke Ao Report (2012)
- Inter-campus development - building community connections with ALL campuses
 - Hawai'i Papa O Ke Ao Report (2012)
- Broader community - UH bridging with the broader community
 - Hawai'i Papa O Ke Ao Report (2012)
- Vibrant language and culture programs of study at all UH campuses
 - Hawai'i Papa O Ke Ao Report (2012)
- Hawaiian language at parity with English usage throughout the UH system
 - Hawai'i Papa O Ke Ao Report (2012)
- Innovative programming (curriculum) using Hawaiian language and culture
 - Hawai'i Papa O Ke Ao Report (2012)
- Embed Hawaiian culture and language understanding in the hiring of new employees
 - Hawai'i Papa O Ke Ao Report (2012)
- That there be culturally based health education programs developed and maintained by Native Hawaiians and targeted to Native Hawaiian families and communities. Such program should integrate cultural concepts with specific health problems such as nutrition, physical fitness, avoidance of harmful substances, stress-coping, self-care, understanding of common illnesses and complications, sexual identity, death and dying concepts, pre-natal and child birth care, optimal use of health care resources, avoidance of faddism, commercialism, and excessive dependence of professionals.
 - E OLA MAU: Native Hawaiian Health Needs Study. (1985). 1.4. (1.0 Historical/cultural)
- That there be coordination among existing health agencies and institutions in their service delivery to the Native Hawaiian community. This includes having agencies and institutions coordinate with the Native Hawaiian community for the services and programs rendered to it and providing the Native Hawaiian Community such health service as was the intent of the founders of some of these health care institutions.
 - E OLA MAU: Native Hawaiian Health Needs Study. (1985). 1.7. (1.0 Historical/cultural)
- That there be developed an integrated approach to health programs in the Native Hawaiian community. This includes developing health programs in conjunction with concerns relating to land, urbanization, law, and the justice system, self-determination, economic self-sufficiency, environmental protection, education, housing, transportation, energy, historic and archaeological sites, lawai'a ana (fishing), mahi'ai ana (farming), and language and culture.
 - E OLA MAU: Native Hawaiian Health Needs Study. (1985). 1.8. (1.0 Historical/cultural)

- That educational training programs to facilitate the entrance of Native Hawaiians into mental health professions such as psychology, psychiatry, social work, and research be developed.
 - E OLA MAU: Native Hawaiian Health Needs Study. (1985). 2.3. (2.0 Mental Health)
- That mental health professionals rendering services to Native Hawaiians be certified in cultural knowledge, history, and lifestyle.
 - E OLA MAU: Native Hawaiian Health Needs Study. (1985). 2.4. (2.0 Mental Health)
- That federal programs focusing on mental health be made accessible for Native Hawaiians and responsive to Native Hawaiian needs.
 - E OLA MAU: Native Hawaiian Health Needs Study. (1985). 2.16. (2.0 Mental Health)
- That the State of Hawaii allocate its health resources to give priority to Native Hawaiian health problems.
 - E OLA MAU: Native Hawaiian Health Needs Study. (1985). 3.1. (3.0 Medical) (3.0 Medical)
- That Native Hawaiian parity in the health professions be targeted through scholarship programs and academic monitoring and support.
 - E OLA MAU: Native Hawaiian Health Needs Study. (1985). 3.4. (3.0 Medical)
- That a system of Native Hawaiian community health workers be developed to provide outreach services on behalf of health care programs serving Native Hawaiians, including health education, screening, referral, and follow-up care.
 - E OLA MAU: Native Hawaiian Health Needs Study. (1985). 3.5. (3.0 Medical)
- That health education, screening and health promotion programs be provided through community groups having high Native Hawaiian membership.
 - E OLA MAU: Native Hawaiian Health Needs Study. (1985). 3.6. (3.0 Medical)
- That cooperation be fostered between traditional Hawaiian healers and physicians, perhaps using community health workers as a bridge, in order that the health needs of Hawaiians can be more effectively served by both.
 - E OLA MAU: Native Hawaiian Health Needs Study. (1985). 3.12. (3.0 Medical)
- That health promotion programs with a Hawaiian cultural component be developed to focus on life style changes, including alcohol abuse, tobacco and drug abuse, obesity, nutrition, and stress-management.
 - E OLA MAU: Native Hawaiian Health Needs Study. (1985). 2.23. (3.0 Medical)
- That there be additional nutrition research on all aspects of diet and health promotion including alcohol and drug abuse as these affect Native Hawaiians and members of the total Hawai'i community.
 - E OLA MAU: Native Hawaiian Health Needs Study. (1985). 4.5. (4.0 Nutrition and dental health)
- That there be a culturally sensitive training program developed for teachers and dental health professionals.
 - E OLA MAU: Native Hawaiian Health Needs Study. (1985). 4.12. (4.0 Nutrition and dental health)

- Guide the use of existing collaborations, systems, and partnerships to leverage resources and maximize outcomes; Recommendation 12: Develop an undergraduate health sciences academy within the University of Hawai'i system in cooperation with relevant educational institutions to target the recruitment and retention of Native Hawaiian students.
 - Native Hawaiian Health Task Force Report, Report To The Twenty-Ninth Legislature, State of Hawaii 2017
- Education: Support student success • Native Hawaiians are under-represented in the Science, Technology, Engineering and Math (STEM) fields. • Charter school Pre-Kindergarten programs are showing positive results for our keiki.
 - 2019 CNHA POLICY PRIORITIES

Condition: Employment

Current Data

- 66.3% of the Native Hawaiian population (16 years and over) is in the civilian labor force, compared with 61.1% of the total State population.
 - Source U.S. Census Bureau. (2018). *Selected Population Profile in the United States, 2017 American Community Survey 1-Year Estimates*.
- The Native Hawaiian unemployment rate exceeded the State by 0.9 percentage points (5.1% versus 4.2%).
 - Source U.S. Census Bureau. (2018). *Selected Population Profile in the United States, 2017 American Community Survey 1-Year Estimates*.
- 72% of Native Hawaiian adults statewide between the ages of 25-66 are employed, compared to 76% of non-Hawaiians statewide.
 - Source. Lili'uokalani Trust. (2017). State of Hawai'i Profile. Retrieved from [/State%20of%20Hawaii%20Profile%20Revised.pdf?sha=1c702cf2](#)
- 72% of Native Hawaiian males statewide between the ages of 25-66 are employed, compared to 79% of all males statewide and 69% of Native Hawaiian females statewide between the ages of 25-66 are employed, which is the same as 69% of all females statewide.
 - Source. Lili'uokalani Trust. (2017). State of Hawai'i Profile. Retrieved from [/State%20of%20Hawaii%20Profile%20Revised.pdf?sha=1c702cf2](#)
- 50% of Native Hawaiian youth statewide between the ages of 16-24 are employed, compared to 57% of non-Hawaiians statewide.
 - Source. Lili'uokalani Trust. (2017). State of Hawai'i Profile. [/State%20of%20Hawaii%20Profile%20Revised.pdf?sha=1c702cf2](#)

Stakeholder Recommendations

- Actualize a Hawaiian Speaking Workforce (Keaomalalama recommended examples: increase more state jobs requiring 'ōlelo and 'ike Hawai'i proficiency; raise the profile of 'ōlelo Hawai'i venues, businesses that encourage employers to hire 'ōlelo Hawai'i speakers; increase more application of 'ōlelo Hawai'i across state operations.
 - Native Hawaiian Summit Reports: A Summary Report of the 2014 Native Hawaiian Education Summit (2015); 2015 Native Hawaiian Education Summit Report; 2017 Native Hawaiian Education Summit Report
- Advance hana Hawai'i.
 - Native Hawaiian Summit Reports: A Summary Report of the 2014 Native Hawaiian Education Summit (2015); 2015 Native Hawaiian Education Summit Report; 2017 Native Hawaiian Education Summit Report

- Embed Hawaiian culture and language understanding in the hiring of new employees.
 - 2017-2018 Policy Priorities Developed by CNHA Member Organizations

Condition: Family Composition

Current Data

- 76.0% of Native Hawaiian households are families with an average of 3.99 family members; compared to 69.9% of the total State population with an average family size of 3.6.
 - Source. U.S. Census Bureau. (2018). *Selected Population Profile in the United States, 2017 American Community Survey 1-Year Estimates*.
- Native Hawaiian families also experience the protective factor of multi-generational households, with 9.1% of grandparents living with their grandchildren (for the adult population over 30 years); compared to 6.4% of the same total State population.
 - Source. U.S. Census Bureau. (2018). *Selected Population Profile in the United States, 2017 American Community Survey 1-Year Estimates*.
- Native Hawaiian children are more likely to live in single-parent households than are the children of other major ethnic groups in Hawai'i. 40.4% of young Native Hawaiian children and 37.5% of school-aged Native Hawaiian children lived with only one parent.
 - Source. Kamehameha Schools. (2014). *Ka Huaka'i: 2014 Native Hawaiian Educational Assessment*. Honolulu: Kamehameha Publishing.

Stakeholder Recommendations

- Aging-in-place is a priority for the quality and longevity of life for kūpuna.
 - CNHA Native Hawaii Health Caucus- 2019 Policy Priorities
- Increase community access to ho'oponopono practitioners throughout the state.
 - 'Aha Kāne: Foundation for the Advancement of Native Hawaiian Males. Kapahikaua Poster.
- Propose state legislation to address social and cultural determinants of health in Hawai'i; Recommendation 4: Support paid family leave efforts with a definition of family that is culturally relevant.
 - Native Hawaiian Health Task Force Report, Report To The Twenty-Ninth Legislature, State of Hawaii 2017

Condition: Farming

Current Data

- 8% of Farm Operators in the State of Hawai'i are Native Hawaiian.
 - United States Department of Agriculture, National Agricultural Statistics Service (2012). *Census of Agriculture, 2012*. Retrieved from <https://quickstats.nass.usda.gov/results/D6940603-37C8-386A-9D97-CD929692AF74>
- Native Hawaiians farm operators operate on 140,193 acres of land.
 - <https://quickstats.nass.usda.gov/results/D40CFF5D-D6A9-3473-A2B1-2670F93C2022>
- The average age of Native Hawaiian or Other Pacific Islander Farm Operators was 56 years old with over half (55%) within the 45 to 64 year age range.
 - United States Department of Agriculture, National Agricultural Statistics Service (2012). *Census of Agriculture, 2012, Race/Ethnicity/Gender Profile*.
- The impacts of climate change such as reduced streamflow, sea level rise, saltwater intrusion, and long periods of drought, threaten the ongoing cultivation of taro and other traditional crops.
 - [Kapua'ala Sproat, D., \(2016\). An indigenous people's right to environmental self-determination: Native Hawaiians and the struggle against climate change devastation. Stanford Environmental Law Journal, 35 \(2\), 157–220.](#)

Stakeholder Recommendations

- Revitalize traditions by sharing important and known practices that are site specific so awareness of traditional resource management is shared including methods, traditions, practices, and important traditional gathering areas.
 - Report to the Twenty-Seventh Legislature 2011 Regular Session. Final Report 'Aha Kiole Advisory Committee: Best Practices and structure for the management of natural and cultural resources in Hawai'i.
- Farmers Markets (2017) – Support operation of farmers markets and food banks by homestead associations to improve access to healthy foods on or near homesteads.
 - 2017-2018 Policy Priorities Developed by CNHA Member Organizations
- Strongly calling for all Hawai'i State government leaders to ensure the restoration of all East Maui streams as noted in the works of Nā Moku 'Aupuni o Ko'olau Hui to benefit the long term stewardship of East Maui forests in providing enough water to meet its primary trust responsibilities.
 - Association of Hawaiian Civic Clubs. (2018). *Final [Adopted] Resolutions*.

- Create networks between kalo farmers to support them in building community through which they can deliver education, and share knowledge/resources.
 - Coral Reef Alliance. (2017). *Restoring Healthy Watersheds: Traditional Agriculture in a Stream Restoration Context*
- Develop a program to provide taro education and training opportunities.
 - The Taro Security and Purity Task Force. (2009). E ola hou ke kalo; ho'i hou ka 'āina lē'ia: The taro lives; abundance returns to the land. Accessed at: https://19of32x2yl33s8o4xza0gf14-wpengine.netdna-ssl.com/wp-content/uploads/2014/09/NRLC_REPORT_FINAL-web.pdf
- Develop and organize traditional Ahupua'a councils.
 - Department of Land and Natural Resources (2014). Ka Palapala Ho'ike no ka 'Aha 'Ōlelo Kau Kānāwai Kau Mau o ka Makahiki 2015. Report to the Tewnty-Eight Legislature Regular Session of 2015. *Ka Palapapa Hō'ike o ka Hana a me ka Ho'olālā 'Ana o ke Kōmike Kauleo 'Aha Moku. Report on the Activities and Plans of the Aha Moku Advisory Committee.*
- Revitalize traditions by sharing important and known practices that are site specific so awareness of traditional resource management is shared including methods, traditions, practices, and important traditional gathering areas.
 - Department of Land and Natural Resources (2014). Ka Palapala Ho'ike no ka 'Aha 'Ōlelo Kau Kānāwai Kau Mau o ka Makahiki 2015. Report to the Tewnty-Eight Legislature Regular Session of 2015. *Ka Palapapa Hō'ike o ka Hana a me ka Ho'olālā 'Ana o ke Kōmike Kauleo 'Aha Moku. Report on the Activities and Plans of the Aha Moku Advisory Committee.*
- Connect kalo farmers to food hubs to assist with market access.
 - Coral Reef Alliance. (2017). *Restoring Healthy Watersheds: Traditional Agriculture in a Stream Restoration Context*
- Connect potential kalo farmers to training opportunities to make the transition to farming easier and more successful.
 - Coral Reef Alliance. (2017). *Restoring Healthy Watersheds: Traditional Agriculture in a Stream Restoration Context.*
- Build a database to help connect laborers to farms, and farmers to land to help lo'i farmers access the resources they need.
 - Coral Reef Alliance. (2017). *Restoring Healthy Watersheds: Traditional Agriculture in a Stream Restoration Context*
- Create training programs to provide information on how to: navigate the agriculture/ lo'i restoration permitting process, follow environmental best management practices, and how to access start up capital.
 - Coral Reef Alliance. (2017). *Restoring Healthy Watersheds: Traditional Agriculture in a Stream Restoration Context.*
- Address complex permitting policies. Streamline lo'i kalo restoration/ agriculture permitting processes to incentivize traditional small-scale agriculture, that follows a set of environmental best management practices, to ensure associated ecosystem conservation outcomes.
 - Coral Reef Alliance. (2017). *Restoring Healthy Watersheds: Traditional Agriculture in a Stream Restoration Context.*

- Create incentives for active rehabilitation of historic lo'i kalo, easements placed on 'auwai (irrigation) systems to allow access to clear debris and maintain water flow, tax breaks on agriculture lands that grow traditional crops (following the County of Maui's example), and facilitate use of restorative agricultural practices on conservation land.
 - Coral Reef Alliance. (2017). *Restoring Healthy Watersheds: Traditional Agriculture in a Stream Restoration Context*.
- Integrate Hawai'i's indigenous food systems and traditional Hawaiian farming practices into the State of Hawai'i's goal of doubling food production by 2020.
 - Coral Reef Alliance. (2017). *Restoring Healthy Watersheds: Traditional Agriculture in a Stream Restoration Context*.
- Express support of efforts to restore waterflow in the historic, natural waterways of Hawai'i for traditional and customary Native Hawaiian practices.
 - Association of Hawaiian Civic Clubs. (2017). *Final [Adopted] Resolutions*.
- Improve kalo farmer access to quality health insurance.
 - The Taro Security and Purity Task Force. (2009). *E ola hou ke kalo; ho'i hou ka 'āina lē'ia: The taro lives; abundance returns to the land*. Accessed at: https://19of32x2yl33s8o4xza0gf14-wpengine.netdna-ssl.com/wp-content/uploads/2014/09/NRLC_REPORT_FINAL-web.pdf
- Improve USDA and HDOA risk management capacity for taro in Hawai'i.
 - The Taro Security and Purity Task Force. (2009). *E ola hou ke kalo; ho'i hou ka 'āina lē'ia: The taro lives; abundance returns to the land*. Accessed at: https://19of32x2yl33s8o4xza0gf14-wpengine.netdna-ssl.com/wp-content/uploads/2014/09/NRLC_REPORT_FINAL-web.pdf
- Develop funding mechanisms to improve biosecurity measures for taro pest and disease risks in Hawai'i and to fund strategic apple snail control and controls research.
 - The Taro Security and Purity Task Force. (2009). *E ola hou ke kalo; ho'i hou ka 'āina lē'ia: The taro lives; abundance returns to the land*. Accessed at: https://19of32x2yl33s8o4xza0gf14-wpengine.netdna-ssl.com/wp-content/uploads/2014/09/NRLC_REPORT_FINAL-web.pdf
- Apple snail control research.
 - The Taro Security and Purity Task Force. (2009). *E ola hou ke kalo; ho'i hou ka 'āina lē'ia: The taro lives; abundance returns to the land*. Accessed at: https://19of32x2yl33s8o4xza0gf14-wpengine.netdna-ssl.com/wp-content/uploads/2014/09/NRLC_REPORT_FINAL-web.pdf
- Increase public awareness of the designation of taro as the State Plant, the value of taro and its role culturally, socially, in health and well-being, environmentally, and economically in the state.
 - The Taro Security and Purity Task Force. (2009). *E ola hou ke kalo; ho'i hou ka 'āina lē'ia: The taro lives; abundance returns to the land*. Accessed at: https://19of32x2yl33s8o4xza0gf14-wpengine.netdna-ssl.com/wp-content/uploads/2014/09/NRLC_REPORT_FINAL-web.pdf
- Support the recovery of traditional Hawaiian taro cultivars throughout the state.

- The Taro Security and Purity Task Force. (2009). *E ola hou ke kalo; ho'i hou ka 'āina lē'ia: The taro lives; abundance returns to the land*. Accessed at: https://19of32x2yl33s8o4xza0gf14-wpengine.netdna-ssl.com/wp-content/uploads/2014/09/NRLC_REPORT_FINAL-web.pdf
- Conduct archival and ethnographic research of the history of taro and taro practices in Hawai'i and the traditional Hawaiian cultivars to aid in [taro's] revival and revision of Bulletin 84.
 - The Taro Security and Purity Task Force. (2009). *E ola hou ke kalo; ho'i hou ka 'āina lē'ia: The taro lives; abundance returns to the land*. Accessed at: https://19of32x2yl33s8o4xza0gf14-wpengine.netdna-ssl.com/wp-content/uploads/2014/09/NRLC_REPORT_FINAL-web.pdf
- Work with practitioners, researchers, and stakeholders to define and identify indigenous food systems and traditional Hawaiian farming practices that can be integrated into the State of Hawai'i's goal of doubling food production by 2020.
 - Kēhau Watson, Honua Consulting. (2017). Unintroduced House Resolution put together by Honua Consulting.
- Form/support a working group to clearly articulate/delineate the practices that fall within the umbrella of traditional Hawaiian farming practices.
 - Kēhau Watson, Honua Consulting. (2017). Unintroduced House Resolution put together by Honua Consulting.

Condition: Financial Literacy

Current Data

- Programs supporting Native Hawaiian economic-self sufficiency report that Native Hawaiian businesses and communities suffer from low levels of financial literacy, mainly business cash flow, profitability, and personal credit.
 - Source. Office of Hawaiian Affairs. (2015, November 30). Native Hawaiian Revolving Loan Fund, Market Study: Summary Report.
- 61% of these stakeholders responded to a survey that there is an unmet need for all business financial literacy training (e.g. writing a business plan, source of financing, obtaining a bank loan). 50% indicated an unmet need for all islands, with 25% indicating the need for more isolated and rural communities of Kaua'i and Moloka'i.
 - Source. Office of Hawaiian Affairs. (2015, November 30). Native Hawaiian Revolving Loan Fund, Market Study: Summary Report.
- While there are no statistics collected on levels of financial literacy within Native Hawaiian communities, as a State 4.0% of households are unbanked; 15.0% are underbanked; there is a 1.0 bankruptcy rate; 41.25% of household have no emergency savings; 10.7% are severely delinquent borrowers; 39.5% of consumers do not have prime credit; and 39.5% do not have access to revolving credit. All of these factors are indicators of low levels of financial literacy.
 - Prosperity Now Scorecard Hawai'i. (2019) Retrieved from <http://scorecard.prosperitynow.org/data-by-location#state/hi>

Stakeholder Recommendations

- Increase level of financial literacy for NH. Native Hawaiian businesses and communities suffer from severely low levels of financial literacy. There is a lack of education around business cash flow, profitability and personal credit.
 - NHRLF Market Study 2015
- Create partnerships with economic development organizations. Partnerships to include technical assistance and counseling, loan application packaging, servicing loans and loan guarantees and full participation on the Asset Building Coalition. Local economic development organizations require more strategic and comprehensive partnerships in order to address the capital, credit, and financial literacy needs present within NH communities.
 - NHRLF Market Study 2015
- Rental Program: Financial literacy education is necessary to assist Hawaiian families in securing and maintaining an affordable rental. Understanding of credit

scores, budgeting and debt is vital. Currently, there is insufficient funding for the needed one-on-one, long-term, HUD-certified counseling. Continual follow-up with clients is required to create and maintain behavioral change.

- Summary of OHA Housing Grantee Meeting (2014)
- Financial literacy education and counseling: Financial literacy education, including one-on-one, long-term, HUD-certified counseling programs, is essential. Programs should address needs specific to neighbor islands and should offer incentives to assist clients in achieving their goals, such as rental subsidies or match saving/ IDAs. These incentives are necessary to keep families engaged long term. Education should be offered in elementary schools through community colleges. Counseling should target the entire household and include budgeting, credit repair and debt mitigation. Additionally, services for Native Hawaiians are most effective when a cultural component or a value component is incorporated.
 - Summary of OHA Housing Grantee Meeting (2014)
- Teaching families how to budget, save and invest their money, and improve their credit would assist them in their ability to obtain housing.
 - Summary of OHA Housing Grantee Meeting (2014)
- Business & Economic Development: Create additional opportunities for small businesses. There is insufficient financial literacy, technical support, and networking training for small businesses.
 - 2019 CNHA Policy Priorities

Condition: Financial Net Worth and Financial Stability

Current Data

- There is limited data available on the household financial net worth of Native Hawaiians, although research now indicates that this may be a better measure of financial household stability than income alone, as it takes into account the value of total assets (financial and non-financial, i.e. value of owned home) minus the total value of outstanding liabilities or debt. A household is considered stably positive when total assets exceed the total debt and the household's net worth is positive.
 - Source. Hostetter, C.J., Derrickson, J.D., and Patterson, J. (2015). *Native Hawaiian Revolving Loan Fund, Outcome Study: Phase IIb. Debt Consolidation Loans, Summary Report*. Office of Hawaiian Affairs. Honolulu, HI.
- In Hawai'i, there are 165,013 households that are Asset Limited, Income Constrained, and Employed (ALICE families) 37% of total households) while another 47,066 households (11% of total households) live below the Federal Poverty Level. In total, 48% of Hawai'i households are ALICE and below.
 - Source. Aloha United Way. (2017). *ALICE Fact Sheet*. Retrieved from <https://www.auw.org/sites/default/files/pictures/AUW-ALICE%20Fact%20Sheet%20FINAL.PDF>
- Of Native Hawaiian households in Hawai'i 47% are Asset Limited, Income Constrained, and Employed (ALICE families), while another 10% live below the Federal Poverty Level. In total, 57% of Native Hawaiian households are ALICE and below.
 - Source. Aloha United Way. (2017). *ALICE: A Study of Financial Hardship in Hawai'i*.
- As of 2013, Hawai'i had the highest average debt amount in the United States at \$83,810 per consumer. Over 80% of this debt was in mortgages or home debt, due to the high cost of land and housing in Hawai'i. Hawai'i's non-home debt average of \$19,954 was also \$612 higher than the national average.
 - Source. Hostetter, C.J., Derrickson, J.D., and Patterson, J. (2015). *Native Hawaiian Revolving Loan Fund, Outcome Study: Phase IIb. Debt Consolidation Loans, Summary Report*. Office of Hawaiian Affairs. Honolulu, HI.

Stakeholder Recommendations

- Increase assets/net worth of NH.
 - NHRLF Market Study 2015
- Create partnerships with economic development organizations. Partnerships to include technical assistance and counseling, loan application packaging,

servicing loans and loan guarantees and full participation on the Asset Building Coalition. Local economic development organizations require more strategic and comprehensive partnerships in order to address the capital, credit, and financial literacy needs present within NH communities.

- NHRLF Market Study 2015
- The lack of full access to home equity on DHHL lands has created an unmet need for home improvement loans and loans to cover large medical costs.
 - NHRLF Market Study 2015
- Urge the hawai'i state legislature to create special zoning and density/distance limits in the hawai'i revised statutes (h.r.s.) 480f to deter payday loans that disproportionately congregate in native hawaiian communities targeting minorities and implore the legislative task force on payday lending to urge a temporary moratorium on new payday loan locations until their study is completed.
 - Association of Hawaiian Civic Clubs 2016 Final [Adopted] Resolutions
- Urging action to better understand the impacts of tourism and related development on native hawaiian culture and 'āina to benefit the economy of hawai'i and native hawaiians.
 - Association of Hawaiian Civic Clubs 2017 Final [Adopted] Resolutions
- By providing financial literacy education, we would be able to educate the beneficiaries on how to take hold of their finances and give them the tools they need to better manage their own budgets. If incentives are what's needed, then OHA should look at what types of incentives other than learning, can be provided - some may "balk" at having to provide incentives for people to want to come to the classes - but we have found that although resistant at the beginning of the class, the majority of folks have turned the page by the end of the class, and understand why it was important. It's getting them to the class that can be the difficult part.
 - Summary of OHA Housing Grantee Meeting (2014)

Condition: Fishing

Current Data

- In 2017, 36,152,719 lbs of fish were landed by commercial fisherman. 91% of those pounds were landed on O'ahu, 5% were landed on Hawai'i Island, 2% were landed on Maui, and 2% were landed on Kauai, Niihau, Moloka'i, and Lana'i.
 - Department of Business, Economic Development & Tourism Research & Economic Analysis. (2017). 2017 State of Hawaii Data Book. Accessed at: <http://files.hawaii.gov/dbedt/economic/databook/db2017/section20.pdf>
- The top species harvested by commercial fisherman in 2017 were Tunas (Aku, Tombo, and Ahi), and Billfishes (Marlin, Swordfish, and Shortnose spearfish).
 - Department of Business, Economic Development & Tourism Research & Economic Analysis. (2017). 2017 State of Hawaii Data Book. Accessed at: <http://files.hawaii.gov/dbedt/economic/databook/db2017/section20.pdf>
- In 2017, the top four nearshore species harvested in Hawai'i by fishers who typically use their hands or use an instrument such as a knife, to harvest from the shoreline were: 'Opihi, 'Opihialina (yellow 'opihi), Wawae'iole, and limu kohu. Approximately 9,038 lbs of 'opihi (including 'opihialina) were harvested with a 24% decrease in harvest from 2016; and 4,877 lbs of limu kohu were harvested in Hawai'i with a 40% increase from 2016.
 - Western Pacific Regional Fishery Management Council. (2017). *Annual Stock Assessment and Fishery Evaluation Report: Hawaii Archipelago Fishery Ecosystem Plan 2017*. Accessed at: <http://www.wpcouncil.org/wp-content/uploads/2018/07/Hawaii-FEP-SAFE-Report-2017-Final-Optimized.pdf>
- Nearshore non-commercial fisheries catch is 5x times the nearshore commercial fisheries catch.
 - Conservation International Hawaii.(2018). Hawai'i Ocean Health Index. Accessed at: https://drive.google.com/file/d/1KtFAX1LTWDmMcugEfZLQ_I7G287pThSe/view
- 55% of seafood consumed in Hawai'i is locally sourced, providing 77 million meals.
 - Conservation International Hawaii.(2018). *Hawai'i Ocean Health Index*.

Stakeholder Recommendations

- Supporting the timely adoption of the Mo'omomi Community-Based subsistence fishing area rules to perpetuate the resources of the northwest coast of Moloka'i for present and future generations.
 - Association of Hawaiian Civic Clubs. (2018). *Final [Adopted] Resolutions*.

- Supporting the adoption of the Moloka'i Island Community Plan update to include the full Ease End Policy Statement and full West End Policy Statement as full chapters in the plan. The recognition of community-based fisheries management as a desired conceptual framework for perpetuating the nearshore resources and subsistence traditions of Moloka'i residents for present and future generations, and the adoption of land use designations that have the force and effect of law including the traditional land use overlay designation for cultural and historical sites, site complexes, and landscapes.
 - Association of Hawaiian Civic Clubs. (2018). *Final [Adopted] Resolutions*.
- Urging the Association of Hawaiian Civic Clubs to urge the State of Hawai'i and County governments to preserve Native Hawaiian culture and communities against the impacts of sea level rise and climate change.
 - Association of Hawaiian Civic Clubs. (2018). *Final [Adopted] Resolutions*.
- Cultural practitioners should have direct input into any and all resource management or other EA or EIS-related decisions that could affect Native Hawaiian culture, heritage, customs, traditions, or resources
 - 'Aha Kiole Advisory Committee, State of Hawai'i (2010). *Report to the Twenty-Seventy Legislature 2011 Regular Session. Final Report 'Aha Kiole Advisory Committee: Best Practices and structure for the managmeent of natural and culatural resources in Hawai'i*. Accesssd at: <http://ahamoku.org/wp-content/uploads/2011/09/2011-Aha-Kiole-Legislative-Report-Final.pdf>
- Support the 'ohana and the transmission of knowledge between generations, and in educating children regarding the proper care and use of natural resources.
 - 'Aha Kiole Advisory Committee, State of Hawai'i (2010). *Report to the Twenty-Seventy Legislature 2011 Regular Session. Final Report 'Aha Kiole Advisory Committee: Best Practices and structure for the managmeent of natural and culatural resources in Hawai'i*. Accesssd at: <http://ahamoku.org/wp-content/uploads/2011/09/2011-Aha-Kiole-Legislative-Report-Final.pdf>
- Connect the Ocean and the Land: deeply consider and value the connection of land and sea, and the importance of healthy wetlands, streams, and estuaries, and how these impact the health of the marine and terrestrial ecosystems; maintain attention to issues that impact the shoreline, marine habitats, and fisheries.
 - 'Aha Kiole Advisory Committee, State of Hawai'i (2010). *Report to the Twenty-Seventy Legislature 2011 Regular Session. Final Report 'Aha Kiole Advisory Committee: Best Practices and structure for the managmeent of natural and culatural resources in Hawai'i*. Accesssd at: <http://ahamoku.org/wp-content/uploads/2011/09/2011-Aha-Kiole-Legislative-Report-Final.pdf>
- Safeguard Native Hawaiian Traditional Resource Methodology and Sustainability: protect the cultural and natural resource traditions and customs of Native Hawaiians.
 - 'Aha Kiole Advisory Committee, State of Hawai'i (2010). *Report to the Twenty-Seventy Legislature 2011 Regular Session. Final Report 'Aha Kiole Advisory Committee: Best Practices and structure for the managmeent of natural and culatural resources in Hawai'i*. Accesssd at: <http://ahamoku.org/wp-content/uploads/2011/09/2011-Aha-Kiole-Legislative-Report-Final.pdf>

- Continue to Streamline an Administrative Structure for the ‘Aha Moku: develop media and public relations programs to educate all islanders on the merits of traditional stewardship.
 - ‘Aha Kiole Advisory Committee, State of Hawai‘i (2010). *Report to the Twenty-Seventy Legislature 2011 Regular Session. Final Report ‘Aha Kiole Advisory Committee: Best Practices and structure for the management of natural and cultural resources in Hawai‘i.* Accessed at: <http://ahamoku.org/wp-content/uploads/2011/09/2011-Aha-Kiole-Legislative-Report-Final.pdf>
- Promote Collaboration, Education and Stewardship: identify specific resources and traditional methodologies employed in the sustainable use of natural resources of land and sea; establish a consensus process on natural resource use issues and management strategies based on Native Hawaiian knowledge and traditions; build capacity for community participation in traditional use and management of natural resources; establish means for effective collaboration with educational facilities such as public, private, charter and vocational schools and universities; and establish an information repository.
 - ‘Aha Kiole Advisory Committee, State of Hawai‘i (2010). *Report to the Twenty-Seventy Legislature 2011 Regular Session. Final Report ‘Aha Kiole Advisory Committee: Best Practices and structure for the management of natural and cultural resources in Hawai‘i.* Accessed at: <http://ahamoku.org/wp-content/uploads/2011/09/2011-Aha-Kiole-Legislative-Report-Final.pdf>
- Develop legislative and administrative proposals to improve management of natural resources; establish seats on relevant government committees; and develop direct links between ‘Aha Moku and government agencies.
 - ‘Aha Kiole Advisory Committee, State of Hawai‘i (2010). *Report to the Twenty-Seventy Legislature 2011 Regular Session. Final Report ‘Aha Kiole Advisory Committee: Best Practices and structure for the management of natural and cultural resources in Hawai‘i.* Accessed at: <http://ahamoku.org/wp-content/uploads/2011/09/2011-Aha-Kiole-Legislative-Report-Final.pdf>
- Governance of ocean resources would be enhanced through adoption of an ahupua‘a and moku-based management approach.
 - ‘Aha Kiole Advisory Committee, State of Hawai‘i (2010). *Report to the Twenty-Seventy Legislature 2011 Regular Session. Final Report ‘Aha Kiole Advisory Committee: Best Practices and structure for the management of natural and cultural resources in Hawai‘i.* Accessed at: <http://ahamoku.org/wp-content/uploads/2011/09/2011-Aha-Kiole-Legislative-Report-Final.pdf>
- Develop and organize traditional Ahupua‘a councils.
 - Department of Land and Natural Resources (2014). *Ka Palapala Ho‘ike no ka ‘Aha ‘Ōlelo Kau Kānāwai Kau Mau o ka Makahiki 2015. Report to the Twenty-Eight Legislature Regular Session of 2015. Ka Palapapa Hō‘ike o ka Hana a me ka Ho‘olālā ‘Ana o ke Kōmike Kauleo ‘Aha Moku. Report on the Activities and Plans of the Aha Moku Advisory Committee.*
- Revitalize traditions by sharing important and known practices that are site specific so awareness of traditional resource management is shared including methods, traditions, practices, and important traditional gathering areas.
 - Department of Land and Natural Resources (2014). *Ka Palapala Ho‘ike no ka ‘Aha ‘Ōlelo Kau Kānāwai Kau Mau o ka Makahiki 2015. Report to the Twenty-Eight Legislature Regular Session of 2015. Ka Palapapa Hō‘ike o ka Hana a me ka Ho‘olālā ‘Ana o ke Kōmike Kauleo ‘Aha Moku. Report on the Activities and Plans of the Aha Moku Advisory Committee.*

- To provide community education; foster cultural awareness on benefits of the Aha Moku System.
 - Department of Land and Natural Resources (2014). *Ka Palapala Ho'ike no ka 'Aha 'Ōlelo Kau Kānāwai Kau Mau o ka Makahiki 2015*. Report to the Twenty-Eight Legislature Regular Session of 2015. *Ka Palapapa Hō'ike o ka Hana a me ka Ho'olālā 'Ana o ke Kōmike Kauleo 'Aha Moku. Report on the Activities and Plans of the Aha Moku Advisory Committee.*
- Requesting the support of the Association of Hawaiian Civic Clubs to require the legislature to appropriate general funds for the operations and administration of the 'Aha Moku System and the 'Aha Moku Advisory Committee (AMAC)
 - Association of Hawaiian Civic Clubs. (2018). *Final [Adopted] Resolutions.*

Condition: Food Sovereignty

Current Data

- “Food sovereignty is the right of peoples to healthy and culturally appropriate food produced through ecologically sound and sustainable methods, and their right to define their own food and agriculture systems. It puts the aspirations and needs of those who produce, distribute and consume food at the heart of food systems and policies rather than the demands of markets and corporations.”
 - Source. Declaration of Nyeleni 2007. (2007). From the Declaration of the Forum for Food Sovereignty, Nyeleni 2007. Accessed at: <https://nyeleni.org/spip.php?article290>
- There are 1,926,240 acres of classified agricultural land in the State of Hawai‘i.
 - Source. The Department of Business, Economic Development & Tourism, 2017 Hawai‘i State Data Book. (2018). November 2018 Update. Accessed at http://files.hawaii.gov/dbedt/economic/databook/db2017/DB2017_Nov18rev.pdf
- Some estimates calculate that 151,831 acres are in crop production and 761,421 acres in pasture.
 - Source. Increased Food Security and Food Self-Sufficiency Strategy. (2012). Office of Planning Department of Business Economic Development & Tourism In Cooperation with the Department of Agriculture State of Hawaii.
- Approximately 23,728 acres of agricultural land in Hawai‘i are used for biotech seed production.
 - Source. <http://hdoa.hawaii.gov/blog/main/nrsalus2015/>
- 85-90 % of food is imported into the State. Replacing just 10% of the food Hawai‘i currently imports with locally grown food would amount to approximately \$313 million dollars which would remain in the state.
 - Source. Increased Food Security and Food Self-Sufficiency Strategy. (2012). Office of Planning Department of Business Economic Development & Tourism In Cooperation with the Department of Agriculture State of Hawaii.

Stakeholder Recommendations

- Urging the Hawai‘i State Legislature to enact a law ensuring that all public school students have equal access to appropriate educational facilities and food service
 - Association of Hawaiian Civic Clubs 2017 Final [Adopted] Resolutions
- Heighten awareness of food security issues in Hawai‘i
 - [E ola hou ke kalo; ho‘i hou ka ‘āina lē‘ia \(The Taro lives; abundance returns to the land\) Taro Security and Purity Task Force, 2010 Legislative Report](#)
- Work with practitioners, researchers, and stakeholders to define and identify indigenous food systems and traditional Hawaiian farming practices that can be integrated into the State of Hawai‘i's goal of doubling food production by 2020

- [E ola hou ke kalo; ho'i hou ka 'āina lē'ia \(The Taro lives; abundance returns to the land\) Taro Security and Purity Task Force, 2010 Legislative Report](#)
- Farmers Markets (2017) – Support operation of farmers markets and food banks by homestead associations to improve access to healthy foods on or near homesteads.
 - 2017-2018 Policy Priorities Developed by CNHA Member Organizations
- That there be a provision and promotion of traditional Native Hawaiian food resources.
 - E OLA MAU: Native Hawaiian Health Needs Study. (1985). 4.7. (4.0 Nutrition and dental health)
- 'Āina: Increase food sustainability • Hawai'i has an over dependence on imported food. There is insufficient support for indigenous crop revitalization and insufficient subsidies & support for farming of traditional Hawaiian crops.
 - 2019 CNHA POLICY PRIORITIES
- Integrate Hawai'i's indigenous food systems and traditional Hawaiian farming practices into the State of Hawai'i's goal of doubling food production by 2020.
 - Restoring Healthy Watersheds: Traditional Agriculture in a Stream Restoration Context

Condition: Geographic Distribution of Population

Current Data

- The total population of the State of Hawai'i is 1,360,301,289; 21.3% of whom are Native Hawaiian (289,970).
 - Source. US. Bureau of the Census. Census 2010 Summary File 2 (SF 2) (February 23, 2012).
- There are 527,077 Native Hawaiians in the entire U.S, 55.0% of who live in the State of Hawai'i.
 - Source. US. Bureau of the Census. Census 2010 Summary File 2 (SF 2) (February 23, 2012).
- 62.8% of Native Hawaiians in the State live on the island of O'ahu, 18.9% live on Hawai'i, 10.9% live on Maui (Native Hawaiians 10.9%), 0.2% live on Lāna'i, 1.6% live on Moloka'i, 5.5% live on Kaua'i, 0.1% live on Ni'ihau
 - Source. US. Bureau of the Census. Census 2010 Summary File 2 (SF 2) (February 23, 2012).

Stakeholder Recommendations

- Neighbor islands: Programs serving neighbor islands are lacking, due to additional needs such as transportation for participants, limited access to internet and phone services. The cost of providing service on neighbor islands is high due to need for staffing in communities to build trust.
 - Summary of OHA Housing Grantee Meeting (2014)
- Urging the Hawai'i State Legislature to authorize a half a percent surcharge on the general excise tax in perpetuity for the City and County Of Honolulu to fund the construction and maintenance of the Honolulu high capacity transit corridor project and subsequent projects in pursuit of a modern transportation system for the island of O'ahu.
 - Association of Hawaiian Civic Clubs 2017 Final [Adopted] Resolutions
- Homeownership: Other Services: Mentorship tailored to each Neighbor Island's needs.
 - Summary of OHA Housing Grantee Meeting (2014)"
- Inter-campus development - building community connections with ALL [UH] campuses.
 - Hawai'i Papa O Ke Ao Report (2012)

PHASE 2

- That active outreach efforts be incorporated into every major health center in Honolulu and into clinics serving rural Native Hawaiian populations, using Native Hawaiian community health workers.
 - E OLA MAU: Native Hawaiian Health Needs Study (3.0 Medical)
- Health care organizations serving Native Hawaiian communities, especially in rural areas, develop programs which integrate Western and traditional Hawaiian approaches to health care and medical treatment.
 - E OLA MAU: Native Hawaiian Health Needs Study (3.0 Medical)

Condition: Governance

Current Data

- Native Hawaiians participate in the Labor Force at a rate (66.7%) higher than the State of Hawai'i rate (65.3%).
 - Source. U.S. Census Bureau. (2018). *Selected Population Profile in the United States, 2017 American Community Survey 1-Year Estimates*.
- 10.1% of the Native Hawaiian civilian employed population works in Public Administration compared to 9.0% of the State of Hawai'i civilian employed population.
 - Source. U.S. Census Bureau. (2018). *Selected Population Profile in the United States, 2017 American Community Survey 1-Year Estimates*
- In the state of Hawai'i, NHs comprise 23% of the state of Hawai'i population but comprise only 14.8% of the student body and 3.8% faculty at the University of Hawai'i at Mānoa.
 - Source. Nguyen, T. T., Francis, O. P., Miller, S. F., Kuehu, D., McLean, K., Irvine J. L., ... Iwamoto, M. (2018). Native Hawaiians in Engineering: A Path to the Professoriate [Abstract]. *American Society for Engineering Education, 2018*. Abstract retrieved from <https://scholarspace.manoa.hawaii.edu/bitstream/10125/58960/2018-Ngyuen-et-al-NH-in-Eng-CP.pdf>
- The Hawaiian Homes Commission (HHC) serves as the executive board for the Department of Hawaiian Homelands and is the only governmental board in Hawai'i that reserves seats for Native Hawaiian members (25% blood quantum requirement for at least 4 members). There are several other boards, councils, and commissions in Hawai'i that allocate seats for Native Hawaiian cultural specialists/experts but do not require a blood quantum, including, but not limited to, the Board of Land and Natural Resources, O'ahu Burial Council, and the Commission on Water Resources Management.
 - Source. Hawaiian Homes Commission Act of 1920, c 42, 42 stat 108, §202 (2011). Retrieved from http://dhhl.hawaii.gov/wp-content/uploads/2011/06/HHCA_1921.pdf
- The Ka Huli Ao Law Program at UH's Richardson Law School has hosted 9 separate Native Hawaiian Law Boards & Commissions Training Courses since 2013, with 715 participants served in total.
 - Personal communication with Ka Huli Ao Law Program

Stakeholder Recommendations

- Prepare students of Hawaiian ancestry to assume leadership positions at UH and in the community
 - Hawai'i Papa O Ke Ao Report (2012)

- That research be done on community leadership development and natural support systems in the Native Hawaiian community.
 - Hawai'i Papa O Ke Ao Report. 2.10. (2012)
- Propose state legislation to address social and cultural determinants of health in Hawai'i; Recommendation 6: Establish a directory of Native Hawaiian professionals and community leaders with an understanding of Hawaiian culture for Governor-appointed leadership positions to better incorporate culturally relevant perspectives into statewide initiatives.
 - Native Hawaiian Health Task Force Report, Report To The Twenty-Ninth Legislature, State of Hawaii 2017
- Support the State of Hawai'i, University of Hawai'i System's Efforts. Efforts include increasing Native Hawaiian student success rates (e.g., non-traditional, first generation to go to college); implementing goals and objectives of its Hawai'i Papa o Ke Ao plan in leadership development, community engagement, and Hawaiian language and cultural parity; and implementing the Hawai'i Graduation Initiative (e.g., 55 by 25, 15 [credits] to finish, campus scorecards).
 - Native Hawaiian Education Council Needs Assessment Report, 2015
- That existing health care organizations include qualified Native Hawaiians on their boards.
 - E OLA MAU: Native Hawaiian Health Needs Study. (1985). 3.2. (3.0 Medical)
- Ensure Native Hawaiian values are practiced at all levels of institutional decision-making
 - Hawai'i Papa O Ke Ao Report (2012)
- Homestead Trust Lands: Create a directory of elected leaders on the homelands
 - Knowing who the elected officials are who live on or adjacent to, or who represent Hawaiian homeland constituents, is necessary.
 - 2019 CNHA POLICY PRIORITIES
- Kūpuna advisory council – 5 Native Hawaiian healthcare systems there is a kūpuna council in each system
 - Kukulu Kumuhana: Creating Radical and New Knowledge to Improve Native Hawaiian Well-being, 2017
- Affirming support for Article Xii, Section 5 of the Hawai'i State Constitution requiring that the office of hawaiian Trustes be elected
 - Association of Hawaiian Civic Clubs 2017 Final [Adopted] Resolutions
- Develop legislative and administrative proposals to improve management of natural resources; establish seats on relevant government committees; and develop direct links between 'Aha Moku and government agencies.

- Report to the Twenty-Seventy Legislature 2011 Regular Session. Final Report 'Aha Kiole Advisory Committee: Best Practices and structure for the management of natural and cultural resources in Hawai'i.
- Native Hawaiian trusts work together and model collaboration.
 - Kukulū Kumuhana: Creating Radical and New Knowledge to Improve Native Hawaiian Well-being, 2017
- Assessing the National assets and other kuleana of the Native Hawaiian nation
 - Association of Hawaiian Civic Clubs 2016 Final [Adopted] Resolutions
- Condemning the use of the supreme court decision on Rice v. Cayetano to undermine the self-determination of native and indigenous people and expressing urgency for re-establishing a Native Hawaiian governing entity
 - Association of Hawaiian Civic Clubs 2018 Final [Adopted] Resolutions
- Agreement among the Trusts to do a treaty with the kanaka
 - Kukulū Kumuhana: Creating Radical and New Knowledge to Improve Native Hawaiian Well-being, 2017
- Kūpuna advisory council – 5 Native Hawaiian healthcare systems there is a kūpuna council in each system
 - Kukulū Kumuhana: Creating Radical and New Knowledge to Improve Native Hawaiian Well-being, 2017

Condition: Hawaiian Home Lands

Current Data

- There were 26,416 DHHL applicants in 2014, half lived on O‘ahu, 20% in Hawai‘i County, 13% in Maui County, and 5% on Kaua‘i; 12% were not Hawai‘i residents. In 2016, there were 27,855 applicants.
 - Source. SMS, Inc. (February 2015). DHHL Beneficiaries Study Applicant Report, 2014. Retrieved from <https://dhhl.hawaii.gov/wp-content/uploads/2014/08/150227-DHHL-Applicant-Report.pdf>
 - Source. DHHL. (2019). 2016 Annual Report. Retrieved from <https://dhhl.hawaii.gov/wp-content/uploads/2019/01/AnnualReport2016DHHL-FINAL-WebisteUpload.pdf>
- Approximately, 51% of applicants want residential lots, 33% agricultural, and 16% pastoral. The majority of residential applicants want turn-key, single-family units (67%), one-half to one acre lots (~50%), 3 bedrooms (42.2%), and 2 bathrooms (72.3%). Agricultural applicants intend to build a house and farm (84.6%) and do subsistence farming on lot sizes two acres or less (59%). 59% of pastoral applicants prefer land awards on Hawai‘i Island.
 - Source. SMS, Inc. (February 2015). DHHL Beneficiaries Study Applicant Report, 2014. Retrieved from <https://dhhl.hawaii.gov/wp-content/uploads/2014/08/150227-DHHL-Applicant-Report.pdf>
- Applicants have a median age of 57 years with one-third over 65 years;; have an average household size of four persons, but only 40% stated that household members were related by blood, marriage, or adoption; have median housing payments of \$1,197 (mortgage or rent); have a median annual income of \$59,932; have no savings (21%); have between \$5-15K for a down payment (26%), with 14% having no funds for a down payment.
 - Source. SMS, Inc. (February 2015). DHHL Beneficiaries Study Applicant Report, 2014. Retrieved from <https://dhhl.hawaii.gov/wp-content/uploads/2014/08/150227-DHHL-Applicant-Report.pdf>
- 70% of applicants have never been offered a land award. For those who have received an offer, 48% had one offer or two offers (19%). 58% of those who received an offer refused primarily for not having the down payment (79%) and insufficient income to qualify for a mortgage (71%). For well-qualified applicants, many who owned their current home outright, 97% rejected the award because of location.
 - Source. SMS, Inc. (February 2015). DHHL Beneficiaries Study Applicant Report, 2014. Retrieved from <https://dhhl.hawaii.gov/wp-content/uploads/2014/08/150227-DHHL-Applicant-Report.pdf>
- There are 9,654 current lessees, which are divided as traditional lessees (8,688) and undivided interest lessees (966), which means they are not currently moved on to a lot. Of the traditional lessees, 83% were residential lessees, 12% were agricultural, and 5% were pastoral.
 - Source. SMS, Inc. (February 2015). DHHL Beneficiaries Study Lessee Report, 2014. Retrieved from http://dhhl.hawaii.gov/wp-content/uploads/2014/08/150311-DHHL_Lessee_Report.pdf

- ~10% of O'ahu's 12,956 applicants will be served in the next 20 years at DHHL's current absorption rate of 70 awards per year. Only 4% (8,154 acres) of DHHL's landholdings are on O'ahu.
 - Source. PBR Hawaii & Associates, Inc. (July 2014) O'ahu Island Plan 2014. Retrieved from <http://dhhl.hawaii.gov/po/oip/>

Stakeholder Recommendations

- Support the reduction of the minimum Hawaiian blood quantum requirement of certain transferees of and successors to lessees of hawaiian home lands from one-quarter to one-thirty-second.
 - Association of Hawaiian Civic Clubs 2016 Final [Adopted] Resolutions
- Ensuring the Financial Well-Being of the [HHL] Trust
 - Objective 1: Improve efficiency & Effectiveness of Internal Operations
 - Objective 2: Create Synergistic Partnerships & Alliances
 - Objective 3: Diversity & Increase Revenue Streams.
 - 2014 Department of Hawaiian Homelands: Strategic Plans and Goals
- Deliver Diverse Homesteading Opportunities
 - Objective 1: Expand the variety of residential homesteading opportunities
 - Objective 2: Implement Agricultural homesteading opportunities
 - Objective 3: Implement pastoral homesteading opportunities
 - Objective 4: Implement aquaculture homesteading opportunities
 - Objective 5: Seek alternative financing for homesteading opportunities.
 - 2014 Department of Hawaiian Homelands: Strategic Plans and Goals
- Partnerships. Engage in more public-private partnerships for the development of affordable housing buildings/units that are specifically available to Native Hawaiian households. OHA should partner with DHHL and develop an affordable rental housing project on Hawaiian Home Lands for Native Hawaiians. Implement a land acquisition program to support DHHL with land purchases on Oahu to address the highest demand for homesteads where the least amount of land is available.
 - Summary of OHA Housing Grantee Meeting (2014)
- Water/Sewer Treatment Plants (2017) – Support capacity of homestead associations to plan and develop access to water, and operation of water/sewer treatment plants.
 - 2017-2018 Policy Priorities Developed by CNHA Member Organizations
- Homestead Trust Lands: Create additional farming options on homelands. The sustainability/feasibility of hemp farming on Homelands needs to be studied
 - 2019 CNHA POLICY PRIORITIES

- Homestead Trust Lands: Create and provide more loan products and financial counseling services for agriculture and pastoral lessees.
 - 2019 CNHA POLICY PRIORITIES
- Homestead Trust Lands: Create additional farming options on homelands. The sustainability/feasibility of hemp farming on Homelands needs to be studied.
 - 2019 CNHA POLICY PRIORITIES
- There is a lack of funding mechanisms and counseling services to support agricultural and pastoral lessees on DHHL.
 - 2019 CNHA POLICY PRIORITIES
- Homestead Trust Lands: Create a directory of elected leaders on the homelands. Knowing who the elected officials are who live on or adjacent to, or who represent Hawaiian homeland constituents, is necessary.
 - 2019 CNHA POLICY PRIORITIES
- Homestead Trust Lands: Improve DHHL's foreclosure process for Native Hawaiian Lessees on the homelands. DHHL is not following Act 48, which provide lessees additional rights when being foreclosed upon
 - 2019 CNHA POLICY PRIORITIES
- Housing: Increase access to home equity. Homestead Homeowners now can only access 75% of their home equity while all other FHA borrowers across the nation can access 85% of their equity. Home equity is a tool for economic opportunity from starting small businesses to sending kids to college to renovating & rehabbing homes.
 - 2019 CNHA POLICY PRIORITIES
- Housing: Better coordination and collaboration with DHHL. Hawai'i Housing Finance and Development Corporation (HHFDC)/Department of Hawaiian Home Lands (DHHL) create housing plans which determine how State & Federal housing funding is spent. Native Hawaiian nonprofit developers have plans to build/preserve 2000 affordable units. The Native Hawaiian Housing Plan & the State Affordable Housing Plan need to prioritize funding to Native Hawaiian nonprofit developers. Per the 2010 census, there were 400 vacant homes on DHHL lands. The number is growing. Homestead Associations are a resource available to rehab vacant homes and to build on vacant lands.
 - 2019 CNHA POLICY PRIORITIES
- Native Hawaiian CDFIs provide low interest loans to homesteaders and organizations with poor credit and deemed "too risky" by mainstream lenders. CDFI's attract \$8 for every \$1 invested and are critical players in affordable housing nationwide, creating homeowners and financial stability for families.
 - 2019 CNHA POLICY PRIORITIES

- Support Integrated Education, Health and Housing Resource Opportunities. Supporting and strengthening communities with large Hawaiian Homeland residential concentrations, support the continued leverage of resource opportunities, appreciating the diversity of need, assets and supports in each community for the benefit of the community.
 - Native Hawaiian Education Council Needs Assessment Report, 2015
- Encouraging the Department Of Hawaiian Home Lands to expedite the procedure to amend the hawaiian homes commission act as required under 43 CFR 48.15 to enable act 80, session laws of Hawaii 2017 and urging members of hawaii's congressional delegation to introduce legislation to approve act 80, session laws of hawaii 2017 immediately
 - Association of Hawaiian Civic Clubs 2017 Final [Adopted] Resolutions"
- Professional Housing (2017) – Support homestead associations to produce affordable housing rentals for health professionals to support longevity. 2017-2018 Policy Priorities Developed by CNHA Member Organizations Farmers Markets (2017) – Support operation of farmers markets and food banks by homestead associations to improve access to healthy foods on or near homesteads.
 - 2017-2018 Policy Priorities Developed by CNHA Member Organizations
- Clinics & Drug Treatment (2017) – Support development of facilities to address health and drug abuse on or near homesteads.
 - 2017-2018 Policy Priorities Developed by CNHA Member Organizations
- Health Capacity Building (2017) – Facilitate capacity building in homestead areas on the issues of healthcare, policy and direct service providers.
 - 2017-2018 Policy Priorities Developed by CNHA Member Organizations
- That all efforts be made to speed up the availability of lands for Native Hawaiians to which Native Hawaiians have legal claims.
 - E OLA MAU: Native Hawaiian Health Needs Study (2.0 Mental Health)

Condition: Health of Kai

Current Data

- “In Hawai‘i, sea level rise impacts on traditional and customary practices (including fishpond maintenance, cultivation of salt, and gathering from the nearshore fisheries) have been observed. Since 2014, Indigenous practitioners have had limited access to the land where salt is traditionally cultivated and harvested due to flooding and sea level rise. Detachment from traditional lands has a negative effect on the spiritual and mental health of the people.”
 - Source. Keener, V., D. Helweg, S. Asam, S. Balwani, M. Burkett, C. Fletcher, T. Giambelluca, Z. Grecni, M. Nobrega-Olivera, J. Polovina, and G. Tribble, 2018: Hawai‘i and U.S.-Affiliated Pacific Islands. In Impacts, Risks, and Adaptation in the United States: Fourth National Climate Assessment, Volume II [Reidmiller, D.R., C.W. Avery, D.R. Easterling, K.E. Kunkel, K.L.M. Lewis, T.K. Maycock, and B.C. Stewart (eds.)]. U.S. Global Change Research Program, Washington, DC, USA, pp. 1242–1308. doi: 10.7930/NCA4.2018.CH27
- Hawai‘i’s ocean is home to over 565 endemic marine species, with over 20% endemic marine fishes found nowhere else on earth.
 - Conservation International Hawaii.(2018). *Hawai‘i Ocean Health Index*.
- As one of the most isolated archipelagos on earth, Hawai‘i has estimated rates of endemism of 25% or greater for most coral fish and invertebrate species. This unique marine life is found nowhere else in the world.
 - The State of Hawaii. 2010. Hawai‘i Coral Reef Strategy: Priorities for Management in the Main Hawaiian Islands 2010-2020. Honolulu, HI. Accessed at: <https://dlnr.hawaii.gov/coralreefs/files/2014/12/Hawaii-Coral-Reef-Strategy-Priorities-for-Management-in-the-Main-Hawaiian-Islands-2010-2020.pdf>
- The State of Hawai‘i Department of Health (DOH) has been regularly monitoring Hawai‘i’s shorelines for radioactivity since April 2011, and has found nothing above normal background levels.
 - <http://dlnr.hawaii.gov/marine-debris/>
- There are an estimated 100,000 cesspools in Hawai‘i that contribute to nutrient and pathogen runoff onto reefs.
 - The State of Hawaii. 2010. Hawai‘i Coral Reef Strategy: Priorities for Management in the Main Hawaiian Islands 2010-2020. Honolulu, HI. Accessed at: <https://dlnr.hawaii.gov/coralreefs/files/2014/12/Hawaii-Coral-Reef-Strategy-Priorities-for-Management-in-the-Main-Hawaiian-Islands-2010-2020.pdf>

Stakeholder Recommendations

- Identify and implement specific initiatives to reduce sediment, nutrient and pathogen discharge from agriculture activities, including animal facilities in priority watersheds by 2020.

- The State of Hawaii. 2010. Hawai'i Coral Reef Strategy: Priorities for Management in the Main Hawaiian Islands 2010-2020. Honolulu, HI. Accessed at: <https://dlnr.hawaii.gov/coralreefs/files/2014/12/Hawaii-Coral-Reef-Strategy-Priorities-for-Management-in-the-Main-Hawaiian-Islands-2010-2020.pdf>
- Reduce key anthropogenic threats to two priority near-shore coral reef sites by 2015 and five by 2020 using ahupua'a based management.
 - The State of Hawaii. 2010. Hawai'i Coral Reef Strategy: Priorities for Management in the Main Hawaiian Islands 2010-2020. Honolulu, HI. Accessed at: <https://dlnr.hawaii.gov/coralreefs/files/2014/12/Hawaii-Coral-Reef-Strategy-Priorities-for-Management-in-the-Main-Hawaiian-Islands-2010-2020.pdf>
- Prevent new Aquatic Invasive Species (AIS) introductions and minimize the spread of established AIS populations by 2020.
 - The State of Hawaii. 2010. Hawai'i Coral Reef Strategy: Priorities for Management in the Main Hawaiian Islands 2010-2020. Honolulu, HI. Accessed at: <https://dlnr.hawaii.gov/coralreefs/files/2014/12/Hawaii-Coral-Reef-Strategy-Priorities-for-Management-in-the-Main-Hawaiian-Islands-2010-2020.pdf>
- Increase the abundance and average size of ten targeted coral reef fisheries species critical to reef health and ecological function by 2020.
 - The State of Hawaii. 2010. Hawai'i Coral Reef Strategy: Priorities for Management in the Main Hawaiian Islands 2010-2020. Honolulu, HI. Accessed at: <https://dlnr.hawaii.gov/coralreefs/files/2014/12/Hawaii-Coral-Reef-Strategy-Priorities-for-Management-in-the-Main-Hawaiian-Islands-2010-2020.pdf>
- Partner with the network of community organizers and Hawaiian cultural practitioners to provide cultural and technical support to community-level reef management efforts consistent with traditional ahupua'a principles.
 - The State of Hawaii. 2010. Hawai'i Coral Reef Strategy: Priorities for Management in the Main Hawaiian Islands 2010-2020. Honolulu, HI. Accessed at: <https://dlnr.hawaii.gov/coralreefs/files/2014/12/Hawaii-Coral-Reef-Strategy-Priorities-for-Management-in-the-Main-Hawaiian-Islands-2010-2020.pdf>
- Designate a sufficient area of marine waters under effective conservation by 2020 to ensure sustainable and resilient coral reef ecosystems.
 - The State of Hawaii. 2010. Hawai'i Coral Reef Strategy: Priorities for Management in the Main Hawaiian Islands 2010-2020. Honolulu, HI. Accessed at: <https://dlnr.hawaii.gov/coralreefs/files/2014/12/Hawaii-Coral-Reef-Strategy-Priorities-for-Management-in-the-Main-Hawaiian-Islands-2010-2020.pdf>
- Implement at least five restoration plans for existing protected native ecosystems including wetlands, coastal lands, dunes, freshwater streams, riparian areas and native forests by 2020.
 - The State of Hawaii. 2010. Hawai'i Coral Reef Strategy: Priorities for Management in the Main Hawaiian Islands 2010-2020. Honolulu, HI. Accessed at: <https://dlnr.hawaii.gov/coralreefs/files/2014/12/Hawaii-Coral-Reef-Strategy-Priorities-for-Management-in-the-Main-Hawaiian-Islands-2010-2020.pdf>

- Reduce anchor damage and trampling on coral reefs through the implementation of no-anchor zones, utilization of day-use mooring buoys and other means by 2020.
 - The State of Hawaii. 2010. Hawai'i Coral Reef Strategy: Priorities for Management in the Main Hawaiian Islands 2010-2020. Honolulu, HI. Accessed at: <https://dlnr.hawaii.gov/coralreefs/files/2014/12/Hawaii-Coral-Reef-Strategy-Priorities-for-Management-in-the-Main-Hawaiian-Islands-2010-2020.pdf>
- Governance of ocean resources would be enhanced through adoption of an ahupua'a and moku-based management approach.
 - 'Aha Kiole Advisory Committee, State of Hawai'i (2010). *Report to the Twenty-Seventy Legislature 2011 Regular Session. Final Report 'Aha Kiole Advisory Committee: Best Practices and structure for the management of natural and cultural resources in Hawai'i.* Accessed at: <http://ahamoku.org/wp-content/uploads/2011/09/2011-Aha-Kiole-Legislative-Report-Final.pdf>
- Develop legislative and administrative proposals to improve management of natural resources; establish seats on relevant government committees; and develop direct links between 'Aha Moku and government agencies.
 - 'Aha Kiole Advisory Committee, State of Hawai'i (2010). *Report to the Twenty-Seventy Legislature 2011 Regular Session. Final Report 'Aha Kiole Advisory Committee: Best Practices and structure for the management of natural and cultural resources in Hawai'i.* Accessed at: <http://ahamoku.org/wp-content/uploads/2011/09/2011-Aha-Kiole-Legislative-Report-Final.pdf>
- Connect the Ocean and the Land: deeply consider and value the connection of land and sea, and the importance of healthy wetlands, streams, and estuaries, and how these impact the health of the marine and terrestrial ecosystems; maintain attention to issues that impact the shoreline, marine habitats, and fisheries.
 - 'Aha Kiole Advisory Committee, State of Hawai'i (2010). *Report to the Twenty-Seventy Legislature 2011 Regular Session. Final Report 'Aha Kiole Advisory Committee: Best Practices and structure for the management of natural and cultural resources in Hawai'i.* Accessed at: <http://ahamoku.org/wp-content/uploads/2011/09/2011-Aha-Kiole-Legislative-Report-Final.pdf>
- Support the 'ohana and the transmission of knowledge between generations, and in educating children regarding the proper care and use of natural resources.
 - 'Aha Kiole Advisory Committee, State of Hawai'i (2010). *Report to the Twenty-Seventy Legislature 2011 Regular Session. Final Report 'Aha Kiole Advisory Committee: Best Practices and structure for the management of natural and cultural resources in Hawai'i.* Accessed at: <http://ahamoku.org/wp-content/uploads/2011/09/2011-Aha-Kiole-Legislative-Report-Final.pdf>
- Requesting the support of the Association of Hawaiian Civic Clubs to require the legislature to appropriate general funds for the operations and administration of the 'Aha Moku System and the 'Aha Moku Advisory Committee (AMAC).
 - Association of Hawaiian Civic Clubs. (2018). *Final [Adopted] Resolutions.*
- Urging the Association of Hawaiian Civic Clubs to urge the State of Hawaii and County governments to preserve Native Hawaiian culture and communities against the impacts of sea level rise and climate change.
 - Association of Hawaiian Civic Clubs. (2018). *Final [Adopted] Resolutions.*

- Convening a task force to examine the appropriate implementation and exercise of Native Hawaiian rights in papahānaumokuākea
 - Association of Hawaiian Civic Clubs 2016 Final [Adopted] Resolutions

Condition: Homelessness

Current Data

- 1,561 Native Hawaiians on O‘ahu are experiencing homelessness; 31% of the homeless population. 22% of the sheltered O‘ahu homeless population are Native Hawaiian (568) and 43% of the unsheltered population (993).
 - Lili‘uokalani Trust. (2018). State of Hawai‘i Profile.
- Native Hawaiians constitute the largest percent of homeless service clients of any major ethnic group in Hawai‘i at 4,198 (26.9%). Caucasians are the second largest group with 3,779 (24.2%).
 - Source. Center on the Family. (2018). Homeless Service Utilization Report: Hawai‘i 2017. University of Hawai‘i at Mānoa. Retrieved from http://uhfamily.hawaii.edu/publications/brochures/3f3d5_HomelessServiceUtilization2017.pdf
- Native Hawaiians are clients in the following programs: 242 (24.9%) Rapid Rehousing, 2,463 (28.3%) Outreach, 2,112 (28.9%) Shelter, 1,131 (24.9%) Emergency Shelter, and 1,258 (32.2%) Transitional Housing. 193 (14.0%) were veterans who received homeless services.
 - Source. Center on the Family. (2018). Homeless Service Utilization Report Statistical Supplement: Hawai‘i FY 2016. University of Hawai‘i at Mānoa. Retrieved from http://uhfamily.hawaii.edu/publications/brochures/a151e_HSUR_StatisticalSupplement2016.pdf
- 44.4% of street youth on O‘ahu were Hawaiian or part Hawaiian, the largest racial group. 38.9% were ages 12-17 and 46.1% were ages 18-24.
 - Source. Yuan, S., Stern, I.R., Gauci, K.T., & Liu, L. (2018). Street Youth Study: The Experience of Homeless, Runaway and Other Street Youth on O‘ahu. Honolulu, HI: University of Hawai‘i Center on the Family. Retrieved from http://uhfamily.hawaii.edu/publications/brochures/3ff7d_Street%20Youth%20Study-013118_FINAL.pdf

Stakeholder Recommendations

- Urging the state of Hawai‘i office of the governor and department of human services, and the city and county of Honolulu office of housing to expedite adequate placement for the people of pu‘uhonua o wai‘anae’s homeless encampment.
 - Association of Hawaiian Civic Clubs 2018 Final [Adopted] Resolutions
- Access to affordable rentals: Rental costs are unaffordable for the low-income based. There is a very limited inventory of affordable rentals (especially for kūpuna, youth, and disabled) and land on which to develop affordable rentals. Access is also inadequate due to low credit scores, history of incarceration, high up-front costs of deposit and first month rent, rental application fees and transitional shelter program fees (\$700).

- Summary of OHA Housing Grantee Meeting (2014)
- Landlord liaison or property management: A non-profit could assist clients in gaining access to rentals and provide funding for rental applications fees.
 - Summary of OHA Housing Grantee Meeting (2014)
- Homestead Trust Lands: Improve DHHL's foreclosure process for Native Hawaiian Lessees on the homelands. DHHL is not following Act 48, which provide lessees additional rights when being foreclosed upon.
 - 2019 CNHA Policy Priorities

Condition: Homeownership

Current Data

- Of the 71,230 Native Hawaiian households, 54.4% own the home they live in. The State percentage is higher at 58.5%.
 - Source. U.S. Census Bureau. (2018). *Selected Population Profile in the United States, 2017 American Community Survey 1-Year Estimates*. Retrieved from https://factfinder.census.gov/bkmk/table/1.0/en/ACS/17_1YR/S0201/0400000US15/popgroup~062
https://factfinder.census.gov/bkmk/table/1.0/en/ACS/17_1YR/S0201/0400000US15
- If Hawaiian Home Land properties are not included, the Native Hawaiian homeownership rate drops to 42.8%, is 15.7 percentage points below the State rate (58.5%).
 - Source. U.S. Census Table S0201 Selected Population Profile in the United States, 2017 American Community Survey 1-Year,;
 - Source. *Native Hawaiian Housing Block Grant 2016-2017 Annual Performance Report*, Retrieved from <https://dhlh.hawaii.gov/wp-content/uploads/2017/08/2016-2017-C-1-Draft-NHHBG-APR-082117-NKS.pdf>
- For Native Hawaiians, the average size of a homeowner household is 3.75 and the average size of renter household is 3.18. The State figures were even smaller; 3.19 and 2.78, respectively.
 - Source. U.S. Census Bureau. (2018). *Selected Population Profile in the United States, 2017 American Community Survey 1-Year Estimates*. Retrieved from https://factfinder.census.gov/bkmk/table/1.0/en/ACS/17_1YR/S0201/0400000US15/popgroup~062
https://factfinder.census.gov/bkmk/table/1.0/en/ACS/17_1YR/S0201/0400000US15
- The median home value of Native Hawaiian owned units is \$422,100, while the median home value for the State was \$515,300.
 - Source. U.S. Census Bureau. (2018). *Selected Housing Characteristics, 2011-2015 American Community Survey Selected Population Tables*. Retrieved from https://factfinder.census.gov/bkmk/table/1.0/en/ACS/15_SPT/DP04/0400000US15/popgroup~062
https://factfinder.census.gov/bkmk/table/1.0/en/ACS/15_SPT/DP04/0400000US15
- For Native Hawaiian owned units, 2.2% had no telephone service available and 14.2% had 1.01 or more occupants per room. Comparable State percentages were 1.6% and 8.9%.
 - Source. U.S. Census Bureau. (2018). *Selected Population Profile in the United States, 2017 American Community Survey 1-Year Estimates*. Retrieved from https://factfinder.census.gov/bkmk/table/1.0/en/ACS/17_1YR/S0201/0400000US15/popgroup~062
https://factfinder.census.gov/bkmk/table/1.0/en/ACS/17_1YR/S0201/0400000US15
- 84.9% of Native Hawaiian owned units and 82.1% of all owned units in the State were built prior to 1999.
 - Source. U.S. Census Bureau. (2018). *Selected Population Profile in the United States, 2017 American Community Survey 1-Year Estimates*. Retrieved from https://factfinder.census.gov/bkmk/table/1.0/en/ACS/17_1YR/S0201/0400000US15/popgroup~062

https://factfinder.census.gov/bkmk/table/1.0/en/ACS/17_1YR/S0201/0400000US15

Stakeholder Recommendations

- Homeownership: Financial literacy education: Continuing (on going) financial literacy education for home buyers (post purchase). HUD certified housing and financial education/counseling to address housing needs for renters, prospective homebuyers and homeowners. Community awareness and education about home ownership.
 - Summary of OHA Housing Grantee Meeting (2014)
- Homeownership: Access to Capital: Access to capital through Native Hawaiian controlled CDFI's to provide for a continuum of housing services. Coordination of resources between OHA, DHHL and other community based organizations to achieve leverage in land and other resources related to home ownership (infrastructure, construction costs, support services). Organizing housing grants by phases (pre-construction, construction, post construction, energy efficiency or other long term homeowner support services).
 - Summary of OHA Housing Grantee Meeting (2014)
- Homeownership: Other Services: Gap services for those who don't initially qualify for home ownership. Mentorship tailored to each Neighbor Island's needs. Community awareness about home ownership.
 - Summary of OHA Housing Grantee Meeting (2014)
- Housing: Secure State investments in affordable housing for Native Hawaiians. Hawai'i must build at least 66,000 new units by 2026 with the greatest demand for families earning \$75,000 or less. There is a gap in State funding to assist developers in building and preserving affordable homes for low- and moderate-income families (>60% AMI – 100% AMI).
 - 2019 CNHA Policy Priorities
- Housing: Better coordination and collaboration with DHHL. Hawai'i Housing Finance and Development Corporation (HHFDC)/Department of Hawaiian Home Lands (DHHL) create housing plans which determine how State & Federal housing funding is spent. Native Hawaiian nonprofit developers have plans to build/preserve 2000 affordable units. The Native Hawaiian Housing Plan & the State Affordable Housing Plan need to prioritize funding to Native Hawaiian nonprofit developers. Per the 2010 census, there were 400 vacant homes on DHHL lands. The number is growing. Homestead Associations are a resource available to rehab vacant homes and to build on vacant lands. Native Hawaiian CDFIs provide low interest loans to homesteaders and organizations with poor credit and deemed "too risky" by mainstream lenders. CDFI's attract \$8 for every \$1 invested and are critical players in affordable housing nationwide, creating homeowners and financial stability for families

- 2019 CNHA Policy Priorities

Condition: Housing Cost

Current Data

- 50.2% of Native Hawaiian households who rent and 38.0% of those who own their homes were cost-burdened by paying 30% or more of income on housing costs. The State percentages were 56.2% for renters and 39.0% for owners.
 - Source. U.S. Census Bureau. (2018). Selected Population Profile in the United States, 2017 American Community Survey 1-Year Estimates. Retrieved from https://factfinder.census.gov/bkmk/table/1.0/en/ACS/17_1YR/S0201/0400000US15/popgroup~062
https://factfinder.census.gov/bkmk/table/1.0/en/ACS/17_1YR/S0201/0400000US15
- For Native Hawaiians, the median gross rent is \$1,359 (\$1,573 State) and the median monthly mortgage costs is \$2,043 (\$2,337 State).
 - Source. U.S. Census Bureau. (2018). Selected Population Profile in the United States, 2017 American Community Survey 1-Year Estimates. Retrieved from https://factfinder.census.gov/bkmk/table/1.0/en/ACS/17_1YR/S0201/0400000US15/popgroup~062
https://factfinder.census.gov/bkmk/table/1.0/en/ACS/17_1YR/S0201/0400000US15
- The average price of a single family home in Hawai'i is \$817,512 and \$646,461 for a condo. Over one year, 76% of buyers were local, paying an average of \$676,770; 20% were from U.S. Continent, paying \$888,574; and 5% were foreign, paying \$1,296,617.
 - Source. Department of Business, Economic, Development & Tourism. State of Hawai'i. (4th Quarter 2018). Quarterly Statistical & Economic Report. Table E-9. Home Sales by Type of Home and Table E-10. Home Sales by Type of Buyer.
 - Source. Title Guaranty of Hawaii, Inc. based on Hawaii Department of Natural Resources, Bureau of Conveyances data. Calculations by Hawaii Department of Business, Economic Development & Tourism. Retrieved from http://files.hawaii.gov/dbedt/economic/data_reports/qser/qser-2018q4.pdf
- Native Hawaiian households were slightly more likely than other households to be crowded (10.9% verses 10.4%) and much more likely to be doubled up, having two or more families in one housing unit (24.8% verses 9.6%).
 - Source. SMS Research & Marketing Service, Inc. (2016) Hawai'i Housing Planning Study, 2016. Prepared for the Hawai'i Housing Finance and Development Corporation. Retrieved from https://dbedt.hawaii.gov/hhfdc/files/2016/12/State_HHPS2016_Report_111416-FINAL-122216.pdf
- On average, Native Hawaiian households planning to buy their next home have \$24,440 available for the down payment; half the amount of non-Hawaiian households (\$59,225). Additionally, these Native Hawaiian households report being able to afford a median monthly mortgage payment of \$1,680, while non-Native Hawaiian households report the ability to afford a much higher payment (\$2,643).
 - SMS Research & Marketing Service, Inc. (2016) Hawai'i Housing Planning Study, 2016. Prepared for the Hawai'i Housing Finance and Development Corporation. Retrieved from https://dbedt.hawaii.gov/hhfdc/files/2016/12/State_HHPS2016_Report_111416-FINAL-122216.pdf

Stakeholder Recommendations

- Rental Program: Financial literacy education is necessary to assist Hawaiian families in securing and maintaining an affordable rental. Understanding of credit scores, budgeting and debt is vital. Currently, there is insufficient funding for the needed one-on-one, long-term, HUD-certified counseling. Continual follow-up with clients is required to create and maintain behavioral change.
 - Summary of OHA Housing Grantee Meeting (2014)
- Access to affordable rentals: Rental costs are unaffordable for the low-income based. There is a very limited inventory of affordable rentals (especially for kūpuna, youth, and disabled) and land on which to develop affordable rentals. Access is also inadequate due to low credit scores, history of incarceration, high up-front costs of deposit and first month rent, rental application fees and transitional shelter program fees (\$700).
 - Summary of OHA Housing Grantee Meeting (2014)
- Help enhance nonprofit developer industry in Hawaii to take the profit motive out of development and reduce monthly rental costs for families. Advocate to DBEDT and HHFDC to re-activate and allocate funds for Capacity Building Grant Program and Predevelopment Loan Program under the Rental Housing Trust Fund. •Lobbying for more funds to be allocated for housing development and management would help alleviate this problem.
 - Summary of OHA Housing Grantee Meeting (2014)
- Invest in Native-controlled community development financial institutions (CDFIs) to provide access to capital through housing loans which will allow for greater collective impact.
 - Summary of OHA Housing Grantee Meeting (2014)
- Partnerships. Engage in more public-private partnerships for the development of affordable housing buildings/units that are specifically available to Native Hawaiian households. OHA should partner with DHHL and develop an affordable rental housing project on Hawaiian Home Lands for Native Hawaiians. Implement a land acquisition program to support DHHL with land purchases on Oahu to address the highest demand for homesteads where the least amount of land is available.
 - Summary of OHA Housing Grantee Meeting (2014)
- Housing: Secure State investments in affordable housing for Native Hawaiians • Hawai'i must build at least 66,000 new units by 2026 with the greatest demand for families earning \$75,000 or less. There is a gap in State funding to assist developers in building and preserving affordable homes for low- and moderate-income families (>60% AMI – 100% AMI).

- 2019 CNHA POLICY PRIORITIES
- Affordable and safe housing options for kūpuna are insufficient on every island.
 - CNHA Native Hawaii Health Caucus- 2019 Policy Priorities
- Financing opportunities that fund Native Hawaiian housing services [for kūpuna] are insufficient.
 - CNHA Native Hawaii Health Caucus- 2019 Policy Priorities

Condition: Housing Supply and Demand

Current Data

- There were 477,520 housing units available to the resident housing market (Housing Stock) in the State in 2014. 450,299 were occupied housing units and 27,221 were available vacant units.
 - Source. SMS. (2016). Hawai'i Housing Planning Study, 2016. Retrieved from https://dbedt.hawaii.gov/hhfdc/files/2016/12/State_HHPS2016_Report_111416-FINAL-122216.pdf
- Of the 24,551 new housing units needed between 2016 and 2020, 4,051 (16.5%) would be needed by Native Hawaiian households; 62% in Honolulu County, 19% in Hawai'i County, 14% in Maui County, and 5% in Kaua'i County.
 - Source. SMS. (2016). Hawai'i Housing Planning Study, 2016. Retrieved from https://dbedt.hawaii.gov/hhfdc/files/2016/12/State_HHPS2016_Report_111416-FINAL-122216.pdf
- Two-thirds (2,697) of the 4,051 new units are needed to house Native Hawaiian households that earned 80% or less of the HUD Area Median Income (AMI). Less than 8% would be required to house Native Hawaiian households earning more than 180% of the AMI annually.
 - Source. SMS. (2016). Hawai'i Housing Planning Study, 2016. Retrieved from https://dbedt.hawaii.gov/hhfdc/files/2016/12/State_HHPS2016_Report_111416-FINAL-122216.pdf
- Units needed to house Native Hawaiian households include ownership (46%) and rental (54%).
 - Source. SMS. (2016). Hawai'i Housing Planning Study, 2016. Retrieved from https://dbedt.hawaii.gov/hhfdc/files/2016/12/State_HHPS2016_Report_111416-FINAL-122216.pdf
- Native Hawaiian households would need 70% (2,600) single-family units. By county, Maui (76%), Kaua'i (83%), Hawai'i (75%), and Honolulu (54%).
 - Source. SMS. (2016). Hawai'i Housing Planning Study, 2016. Retrieved from https://dbedt.hawaii.gov/hhfdc/files/2016/12/State_HHPS2016_Report_111416-FINAL-122216.pdf

Stakeholder Recommendations

- Affordable and safe housing options for kūpuna are insufficient on every island.
 - CNHA Native Hawaii Health Caucus- 2019 Policy Priorities
- Support Integrated Education, Health and Housing Resource Opportunities. Supporting and strengthening communities with large Hawaiian Homeland residential concentrations, support the continued leverage of resource opportunities, appreciating the diversity of need, assets and supports in each community for the benefit of the community. Help enhance nonprofit developer industry in Hawaii to take the profit motive out of development and reduce

monthly rental costs for families. Advocate to DBEDT and HHFDC to re-activate and allocate funds for Capacity Building Grant Program and Predevelopment Loan Program under the Rental Housing Trust Fund. Lobbying for more funds to be allocated for housing development and management would help alleviate this problem.

- Summary of OHA Housing Grantee Meeting (2014)
- Housing: Secure State investments in affordable housing for Native Hawaiians. Hawai'i must build at least 66,000 new units by 2026 with the greatest demand for families earning \$75,000 or less. There is a gap in State funding to assist developers in building and preserving affordable homes for low- and moderate-income families (>60% AMI – 100% AMI).
 - 2019 CNHA Policy Priorities
- Housing: Better coordination and collaboration with DHHL. Hawai'i Housing Finance and Development Corporation (HHFDC)/Department of Hawaiian Home Lands (DHHL) create housing plans which determine how State & Federal housing funding is spent. Native Hawaiian nonprofit developers have plans to build/preserve 2000 affordable units. The Native Hawaiian Housing Plan & the State Affordable Housing Plan need to prioritize funding to Native Hawaiian nonprofit developers. Per the 2010 census, there were 400 vacant homes on DHHL lands. The number is growing. Homestead Associations are a resource available to rehab vacant homes and to build on vacant lands. Native Hawaiian CDFIs provide low interest loans to homesteaders and organizations with poor credit and deemed “too risky” by mainstream lenders. CDFI's attract \$8 for every \$1 invested and are critical players in affordable housing nationwide, creating homeowners and financial stability for families.
 - 2019 CNHA Policy Priorities

Condition: Income/Earnings

Current Data

- The Native Hawaiian median family income is \$82,789, 90.5% of the State median family income of \$91,460. While, Native Hawaiian single mother median income is only 51.6% of the State family median income.
 - Source. U.S. Census Bureau. (2018). Selected Population Profile in the United States, 2017 American Community Survey 1-Year Estimates. Retrieved from https://factfinder.census.gov/bkmk/table/1.0/en/ACS/17_1YR/S0201/0400000US15/popgroup~062
https://factfinder.census.gov/bkmk/table/1.0/en/ACS/17_1YR/S0201/0400000US15
- The Native Hawaiian median household income, including singles, is \$72,363 (93.1%) of the State median household income of \$77,765.
 - Source. U.S. Census Bureau. (2018). Selected Population Profile in the United States, 2017 American Community Survey 1-Year Estimates. Retrieved from https://factfinder.census.gov/bkmk/table/1.0/en/ACS/17_1YR/S0201/0400000US15/popgroup~062
https://factfinder.census.gov/bkmk/table/1.0/en/ACS/17_1YR/S0201/0400000US15
- The Native Hawaiian per capita income is 71.4% of the State (\$24,188).
 - Source. U.S. Census Bureau. (2018). Selected Population Profile in the United States, 2017 American Community Survey 1-Year Estimates. Retrieved from https://factfinder.census.gov/bkmk/table/1.0/en/ACS/17_1YR/S0201/0400000US15/popgroup~062
https://factfinder.census.gov/bkmk/table/1.0/en/ACS/17_1YR/S0201/0400000US15
- By gender, the median earnings of Native Hawaiian working men is \$49,262, 89.1% that of all working men across Hawai'i, and is \$39,519 Native Hawaiian working women; 85.4% that of all working women.
 - Source. U.S. Census Bureau. (2018). Selected Population Profile in the United States, 2017 American Community Survey 1-Year Estimates.

Stakeholder Recommendations

- Increase income of Native Hawaiian.
 - NHRLF Market Study 2015
- Propose state legislation to address social and cultural determinants of health in Hawai'i; Recommendation 3: Advocate for a livable wage by 2020.
 - Native Hawaiian Health Task Force Report, Report To The Twenty-Ninth Legislature, State of Hawaii 2017

Condition: Intimate Partner Violence

Current Data

- According to the Centers for Disease Control and Prevention, “the term ‘intimate partner violence’ (IPV) describes physical, sexual, or psychological harm by a current or former partner or spouse. This type of violence can occur among heterosexual or same-sex couples and does not require sexual intimacy”
 - CDC, 2017 August 22.
- 4.7% of Native Hawaiian adults experienced sexual abuse by a current or former intimate partner, a rate higher than the rate of the entire State population (3.6%). Native Hawaiian adults reported experiencing sexual abuse by a current or former intimate partner at the second highest rate, trailing behind Caucasians (5.1%).
 - Source. The Hawaii Health Data Warehouse; Data Source. State of Hawaii, Hawaii School Health Survey: Youth Risk Behavior Survey Module. Retrieved from http://hhdw.org/wp-content/uploads/YRBS_FamilyPlanning_IND_00007.pdf
- 9.0% of Native Hawaiian women experience unwanted sex by an intimate partner in their lifetimes, compared with 6.0% of non-Hawaiian women. 19.3% of Native Hawaiian women have experienced unwanted sex or physical abuse by an intimate partner, compared to 7.9% of Native Hawaiian men and 13.4% of non-Hawaiian women.
 - Source. The Hawaii Health Data Warehouse; Data Source. State of Hawaii, Department of Health, Behavioral Risk Factor Surveillance System (BRFSS) Retrieved from http://hhdw.org/wp-content/uploads/BRFSS_Intimate_Partner_IND_00001_2013.pdf
- 6.1% of Native Hawaiian female high school reported being physically abused by their date in the past 12 months, which is less than half of non-Hawaiian boys (13.7%).
 - Source. The Hawaii Health Data Warehouse; Data Source. State of Hawaii, Department of Health, Behavioral Risk Factor Surveillance System (BRFSS) Retrieved from http://hhdw.org/wp-content/uploads/BRFSS_Intimate_Partner_IND_00001_2013.pdf
- 11.2% of Native Hawaiian high school students report being forced to have sexual intercourse at a higher rate when compared to the entire high school population (8.8%). When ranked by the DOH Race-Ethnicity matrix, Native Hawaiians rank first (11.2%) ahead of Other students (9.3%), Filipino students (8.6%), Other Asian students (7.9%), and Other Pacific Islander students (7.1%).
 - Source. The Hawaii Health Data Warehouse; Data Source. State of Hawaii, Hawaii School Health Survey: Youth Risk Behavior Survey Module. Retrieved from http://hhdw.org/wp-content/uploads/YRBS_FamilyPlanning_IND_00007.pdf

- 15.3% of Native Hawaiian high school students report being forced to do sexual things within the past 12 months at a rate higher than the entire school population (12.7%) and at a rate more than double than Caucasian students (6.8%) and Japanese students (7.7%).
 - Source. The Hawaii Health Data Warehouse; Data Source. State of Hawaii, Hawaii School Health Survey: Youth Risk Behavior Survey Module. Retrieved from http://hhdw.org/wp-content/uploads/YRBS_FamilyPlanning_IND_00007.pdf

Stakeholder Recommendations

- No specific recommendations located at this time.

Condition: Kāne Health

Current Data

- Makuakāne that [attended statewide 'Aha Kane events and programs] participated in cultural practices, gained confidence and became positive kāne role models for the 'ōpio and keiki kāne.
 - Source. 'Aha Kāne: Foundation for the Advancement of Native Hawaiian Males. Comprehensive Project Overview.
- Participants reported having a safe learning environment that gave kāne the permission to make mistakes, allow them to practice, and gain confidence in themselves to 'ōlelo [Hawai'i] freely.
 - Source. 'Aha Kāne: Foundation for the Advancement of Native Hawaiian Males. Comprehensive Project Overview.
- Kāne that participated in the Hale Mua have increased their confidence in taking on leadership roles, more specifically with their 'ohana (family), children, and other kāne.
 - Source. 'Aha Kāne: Foundation for the Advancement of Native Hawaiian Males. Hale Mua Initiative Poster.
- 82% of the kāne that participated in the Hale Mua program increased their participation in Hawaiian cultural activities and practices outside of the Hale Mua, which included working out on the 'āina (land), creating traditional implements, participating in ceremonies and engaging in Native Hawaiian political issues.
 - Source. 'Aha Kāne: Foundation for the Advancement of Native Hawaiian Males. Hale Mua Initiative Poster.

Stakeholder Recommendations

- Support Native Hawaiian [kāne] programs and services that are culturally based in order to effect greater and longer-lasting change.
 - Source. 'Aha Kāne: Foundation for the Advancement of Native Hawaiian Males. Hale Mua Initiative Poster.
- The Hale Mua helps strengthen Native Hawaiian communities to be healthy, culturally grounded leaders and contributing members of society.
 - Source. 'Aha Kāne: Foundation for the Advancement of Native Hawaiian Males. Hale Mua Initiative Poster.
- Hale Mua would benefit Native Hawaiian men who are incarcerated, homeless, or in transitional situations.

- Source. 'Aha Kāne: Foundation for the Advancement of Native Hawaiian Males. Hale Mua Initiative Poster.
- Increase community access to ho'oponopono practitioners throughout the state.
 - Source. 'Aha Kāne: Foundation for the Advancement of Native Hawaiian Males. Kapahikaua Poster.
- Urging the Association of Hawaiian Civic Clubs to endeavor to improve the health of members by promoting annual colon cancer education and screening.
 - Source. Association of Hawaiian Civic Clubs. (2018). Final [Adopted] Resolutions.
- Facilitate capacity building in homestead areas on the issues of healthcare, policy and direct service providers.
 - Source. 2017-2018 Policy Priorities Developed by CNHA Member Organizations
- Support culturally based health education programs developed and maintained by Native Hawaiians and targeted to Native Hawaiian families and communities. Such program should integrate cultural concepts with specific health problems such as nutrition, physical fitness, avoidance of harmful substances, stress-coping, self-care, understanding of common illnesses and complications, sexual identity, death and dying concepts, pre-natal and child birth care, optimal use of health care resources, avoidance of faddism, commercialism, and excessive dependence of professionals.
 - Source. E OLA MAU: Native Hawaiian Health Needs Study (1.0 Historical/cultural)
- That there be encouragement for learned Native Hawaiians to teach and instruct other Native Hawaiians in health related areas at all levels including hiapo (eldest sibling), makua (parents, uncles, aunts), and kūpuna (grandparents, elders).
 - Source. E OLA MAU: Native Hawaiian Health Needs Study (1.0 Historical/cultural)
- That there be cultural awareness training for Native Hawaiian and non-Native Hawaiian health professionals including physicians, nurses, health educators, health aides, health advocates, health coordinators, health planners, and health administrators. This training should provide liaison with effective and respected native healers.
 - Source. E OLA MAU: Native Hawaiian Health Needs Study (1.0 Historical/cultural)
- That there be coordination among existing health agencies and institutions in their service delivery to the Native Hawaiian community. This includes having agencies and institutions coordinate with the Native Hawaiian community for the services and programs rendered to it and providing the Native Hawaiian Community such health service as was the intent of the founders of some of these health care institutions.
 - Source. E OLA MAU: Native Hawaiian Health Needs Study (1.0 Historical/cultural)

- That there be developed an integrated approach to health programs in the Native Hawaiian community. This includes developing health programs in conjunction with concerns relating to land, urbanization, law, and the justice system, self-determination, economic self-sufficiency, environmental protection, education, housing, transportation, energy, historic and archaeological sites, lawai'a ana (fishing), mahi'ai ana (farming), and language and culture.
 - Source. E OLA MAU: Native Hawaiian Health Needs Study (1.0 Historical/cultural)
- That autonomous mental health and healing services which are committed to Native Hawaiian culture, history, language, and lifestyles be developed and promoted.
 - Source. E OLA MAU: Native Hawaiian Health Needs Study (2.0 Mental Health)
- That mental health professionals rendering services to Native Hawaiians be certified in cultural knowledge, history, and lifestyle.
 - Source. E OLA MAU: Native Hawaiian Health Needs Study (2.0 Mental Health)
- That active outreach efforts be incorporated into every major health center in Honolulu and into clinics serving rural Native Hawaiian populations, using Native Hawaiian community health workers.
 - Source. E OLA MAU: Native Hawaiian Health Needs Study (3.0 Mental Health)
- That research be done on Native Hawaiian healers.
 - Source. E OLA MAU: Native Hawaiian Health Needs Study (2.0 Mental Health)
- That a survey be conducted on service delivery and options and preferences for mental health services in the Native Hawaiian community.
 - Source. E OLA MAU: Native Hawaiian Health Needs Study (2.0 Mental Health)
- That there be supported and conducted research to continually assess prevalence and incidence of alcohol and drug abuse as well as environmental health problems among Native Hawaiians and in predominantly Native Hawaiian communities and to study the mental health related risk factors and hazards in the social and physical environments.
 - Source. E OLA MAU: Native Hawaiian Health Needs Study (2.0 Mental Health)
- That federal programs focusing on medical helath be made accessible to Native Hawaiians and responsive to Native Hawaiian needs.
 - Source. E OLA MAU: Native Hawaiian Health Needs Study (3.0 Mental Health)

Condition: Kalo Cultivation

Current Data

- The total acres harvested of taro has decreased over recent years with 400 acres of total acres harvested in 2013 down to 350 acres in 2017. The year with the highest recorded total acres harvested of taro was in 1948 with 1,020 total acres of taro harvested. Total acres harvested of taro has decreased almost every year since 1946.
 - Source. United States Department of Agriculture, National Agricultural Statistics Service (2019). *Agricultural Survey*, retrieved from <https://quickstats.nass.usda.gov/results/2092BF1C-72A7-3212-B073-9071602FD3EB>
- In 2017 the Coral Reef Alliance (CORAL) collaborated with the Harold K.L. Castle Foundation and Honua Consulting to conduct stakeholder outreach with lo'i farmers, traditional cultural practitioners, government agency representatives, stream restoration experts, and ocean conservationists. These participants highlighted three many barriers to establishing lo'i which were categorized into the following three themes: 1) hostile policy environment for sustainable farming, 2) resource scarcity, and 3) disconnection from culture, 'āina, and community.
 - Source. Coral Reef Alliance. (2017). *Restoring Healthy Watersheds: Traditional Agriculture in a Stream Restoration Context*.
- "In Hawai'i, climate change impacts, such as reduced streamflow, sea level rise, saltwater intrusion, and long periods of drought, threaten the ongoing cultivation of taro and other traditional crops."
 - Source. [Kapua'ala Sproat, D., \(2016\). An indigenous people's right to environmental self-determination: Native Hawaiians and the struggle against climate change devastation. Stanford Environmental Law Journal, 35 \(2\), 157–220.](#)
- Kalo plants absorb nitrogen and phosphorous, nutrients essential for the growth of kalo, but harmful to coral reefs. Loi kalo 'decentralize' stormwater management, treating water close to its source, at key points throughout the landscape instead of relying solely upon a few large dams or basins.
 - Source. Coral Reef Alliance. (2017). *Restoring Healthy Watersheds: Traditional Agriculture in a Stream Restoration Context*.
- "The shallow ponds of lo'i kalo provide additional storage areas and flow paths for large columns of water, spreading out the force of flood waters and preventing damage".
 - Source. Coral Reef Alliance. (2017). *Restoring Healthy Watersheds: Traditional Agriculture in a Stream Restoration Context*.

Stakeholder Recommendations

- Create networks between kalo farmers to support them in building community through which they can deliver education, and share knowledge/resources.
 - Coral Reef Alliance. (2017). *Restoring Healthy Watersheds: Traditional Agriculture in a Stream Restoration Context*
- Develop a program to provide taro education and training opportunities.
 - The Taro Security and Purity Task Force. (2009). E ola hou ke kalo; ho'i hou ka 'āina lē'ia: The taro lives; abundance returns to the land. Accessed at: https://19of32x2yl33s8o4xza0gf14-wpengine.netdna-ssl.com/wp-content/uploads/2014/09/NRLC_REPORT_FINAL-web.pdf
- Connect kalo farmers to food hubs to assist with market access.
 - Coral Reef Alliance. (2017). *Restoring Healthy Watersheds: Traditional Agriculture in a Stream Restoration Context*
- Connect potential kalo farmers to training opportunities to make the transition to farming easier and more successful.
 - Coral Reef Alliance. (2017). *Restoring Healthy Watersheds: Traditional Agriculture in a Stream Restoration Context*.
- Build a database to help connect laborers to farms, and farmers to land to help lo'i farmers access the resources they need.
 - Coral Reef Alliance. (2017). *Restoring Healthy Watersheds: Traditional Agriculture in a Stream Restoration Context*
- Create training programs to provide information on how to: navigate the agriculture/ lo'i restoration permitting process, follow environmental best management practices, and how to access start up capital.
 - Coral Reef Alliance. (2017). *Restoring Healthy Watersheds: Traditional Agriculture in a Stream Restoration Context*.
- Address complex permitting policies. Streamline lo'i kalo restoration/ agriculture permitting processes to incentivize traditional small-scale agriculture, that follows a set of environmental best management practices, to ensure associated ecosystem conservation outcomes.
 - Coral Reef Alliance. (2017). *Restoring Healthy Watersheds: Traditional Agriculture in a Stream Restoration Context*.
- Create incentives for active rehabilitation of historic lo'i kalo, easements placed on 'auwai (irrigation) systems to allow access to clear debris and maintain water flow, tax breaks on agriculture lands that grow traditional crops (following the County of Maui's example), and facilitate use of restorative agricultural practices on conservation land.
 - Coral Reef Alliance. (2017). *Restoring Healthy Watersheds: Traditional Agriculture in a Stream Restoration Context*.

- Integrate Hawai'i's indigenous food systems and traditional Hawaiian farming practices into the State of Hawai'i's goal of doubling food production by 2020.
 - Coral Reef Alliance. (2017). *Restoring Healthy Watersheds: Traditional Agriculture in a Stream Restoration Context*.
- Express support of efforts to restore waterflow in the historic, natural waterways of Hawai'i for traditional and customary Native Hawaiian practices.
 - Association of Hawaiian Civic Clubs. (2017). *Final [Adopted] Resolutions*.
- Improve kalo farmer access to quality health insurance.
 - The Taro Security and Purity Task Force. (2009). *E ola hou ke kalo; ho'i hou ka 'āina lē'ia: The taro lives; abundance returns to the land*. Accessed at: https://19of32x2yl33s8o4xza0gf14-wpengine.netdna-ssl.com/wp-content/uploads/2014/09/NRLC_REPORT_FINAL-web.pdf
- Improve USDA and HDOA risk management capacity for taro in Hawai'i.
 - The Taro Security and Purity Task Force. (2009). *E ola hou ke kalo; ho'i hou ka 'āina lē'ia: The taro lives; abundance returns to the land*. Accessed at: https://19of32x2yl33s8o4xza0gf14-wpengine.netdna-ssl.com/wp-content/uploads/2014/09/NRLC_REPORT_FINAL-web.pdf
- Develop funding mechanisms to improve biosecurity measures for taro pest and disease risks in Hawai'i and to fund strategic apple snail control and controls research.
 - The Taro Security and Purity Task Force. (2009). *E ola hou ke kalo; ho'i hou ka 'āina lē'ia: The taro lives; abundance returns to the land*. Accessed at: https://19of32x2yl33s8o4xza0gf14-wpengine.netdna-ssl.com/wp-content/uploads/2014/09/NRLC_REPORT_FINAL-web.pdf
- Apple snail control research.
 - The Taro Security and Purity Task Force. (2009). *E ola hou ke kalo; ho'i hou ka 'āina lē'ia: The taro lives; abundance returns to the land*. Accessed at: https://19of32x2yl33s8o4xza0gf14-wpengine.netdna-ssl.com/wp-content/uploads/2014/09/NRLC_REPORT_FINAL-web.pdf
- Increase public awareness of the designation of taro as the State Plant, the value of taro and its role culturally, socially, in health and well-being, environmentally, and economically in the state.
 - The Taro Security and Purity Task Force. (2009). *E ola hou ke kalo; ho'i hou ka 'āina lē'ia: The taro lives; abundance returns to the land*. Accessed at: https://19of32x2yl33s8o4xza0gf14-wpengine.netdna-ssl.com/wp-content/uploads/2014/09/NRLC_REPORT_FINAL-web.pdf
- Support the recovery of traditional Hawaiian taro cultivars throughout the state.
 - The Taro Security and Purity Task Force. (2009). *E ola hou ke kalo; ho'i hou ka 'āina lē'ia: The taro lives; abundance returns to the land*. Accessed at: https://19of32x2yl33s8o4xza0gf14-wpengine.netdna-ssl.com/wp-content/uploads/2014/09/NRLC_REPORT_FINAL-web.pdf
- Conduct archival and ethnographic research of the history of taro and taro practices in Hawai'i and the traditional Hawaiian cultivars to aid in [taro's] revival and revision of Bulletin 84.
 - The Taro Security and Purity Task Force. (2009). *E ola hou ke kalo; ho'i hou ka 'āina lē'ia: The taro lives; abundance returns to the land*. Accessed at: https://19of32x2yl33s8o4xza0gf14-wpengine.netdna-ssl.com/wp-content/uploads/2014/09/NRLC_REPORT_FINAL-web.pdf

- Work with practitioners, researchers, and stakeholders to define and identify indigenous food systems and traditional Hawaiian farming practices that can be integrated into the State of Hawai'i's goal of doubling food production by 2020.
 - Kēhau Watson, Honua Consulting. (2017). Unintroduced House Resolution put together by Honua Consulting.
- Form/support a working group to clearly articulate/delineate the practices that fall within the umbrella of traditional Hawaiian farming practices.
 - Kēhau Watson, Honua Consulting. (2017). Unintroduced House Resolution put together by Honua Consulting.
- Recognize the pre-historical extent of traditional Hawaiian farming, the distribution of agricultural forms, and how contemporary land zoning often does not provide for the utilization of areas that were traditionally farmed.
 - Kēhau Watson, Honua Consulting. (2017). Unintroduced House Resolution put together by Honua Consulting.
- Consider opportunities to streamline or otherwise ease regulatory processes that result in small-scale indigenous farming activities that support beneficial ecosystem services and healthy ahupua'a systems.
 - Kēhau Watson, Honua Consulting. (2017). Unintroduced House Resolution put together by Honua Consulting.
- Increase food sustainability by supporting indigenous crop revitalization, and addressing insufficient subsidies for traditional Hawaiian crop farmers.
 - 2019 CNHA POLICY PRIORITIS

Condition: Land Management

Current Data

- All land in the State of Hawai'i is divided into four state district types: urban, rural, agricultural, and conservation. There is an approximate total of 4,112,388 acres of land in the State, of which about 48% is designated as conservation, 47% is designated as agricultural, 5% is designated as urban, and less than 0.5% is designated as rural.
 - Source. State of Hawai'i Department of Business, Economic Development & Tourism. (2018). The State of Hawaii data Book 2017. Retrieved from <http://files.hawaii.gov/dbedt/economic/databook/db2017/section05.pdf>
- In 1995, the Department of Defense in Hawai'i controlled 211,033 acres (5.13% of total State of Hawai'i land base), of which 112,137 acres were ceded lands (53.00%).
 - Source. U.S. Department of Defense. Hawaii Military Land Use Master Plan: July 1995. (Honolulu, 1995). Retrieved from <http://www.ohadatabook.com/T03-08-13.pdf>
- The State of Hawai'i ranks first for having the highest percentage of military owned or utilized lands in the United States (5.6%).
 - Source. Kiersz, A. (2014, November 10). Here's how much land Military bases take up in each State. *Business Insider*. Retrieved from <https://www.businessinsider.com/how-much-land-military-bases-take-up-in-each-state-2014-11>
- The Office of Hawaiian Affairs' Land Department actively manages 8 parcels of land on 4 islands, totaling 28,267 acres.
 - Source. The Office of Hawaiian Affairs (2019). *Āina*. Retrieved from <https://www.oha.org/aina/>
- The Office of Hawaiian Affairs considers 13.8% of the statewide ahupua'a with single landowners (146 of 719 total) to be managed sustainably.
 - Source. Office of Hawaiian Affairs. (2019) *Unpublished Strategic Plan 2010-2018, Community Close-Out Report Report Close Out*.

Stakeholder Recommendations

- URGING SUPPORT OF THE KAMEHAMEHA SCHOOLS, THE ALI'I TRUSTS, AND OTHER LANDOWNERS AND FAMILIES DURING THEIR ON-GOING CHALLENGE TO PRESERVE AND MAINTAIN THEIR GENEALOGICAL AND CULTURAL TIES TO AND OWNERSHIP OF THEIR NON-RESIDENTIAL PROPERTIES
 - Association of Hawaiian Civic Clubs 2016 Final [Adopted] Resolutions

- **CALLING FOR THE HAWAII STATE LEGISLATURE TO REQUIRE A MANAGEMENT PLAN FOR HAWAII'S SACRED SITES TO BE DEVELOPED BY THE DEPARTMENT OF LAND AND NATURAL RESOURCES**
 - Association of Hawaiian Civic Clubs 2016 Final [Adopted] Resolutions
- **URGING THE STATE OF HAWAII REQUIRE THAT LAWS AND REGULATIONS REGARDING PUBLIC ACCESS AND PUBLIC USE OF LAND AND NATURAL RESOURCES BE INCLUDED IN COVENANTS, CONDITIONS AND RESTRICTIONS (CC&Rs) FOR ANY TRANSFER, LEASE OR CONVEYANCE OF REAL PROPERTY ABUTTING AND ADJACENT TO SHORELINE, UNDEVELOPED LAND, CONSERVATION LAND, AND PUBLIC PROPERTY AND REQUIRE THAT PROTECTED PUBLIC RIGHTS ARE DISCLOSED TO CURRENT, POTENTIAL AND NEW OWNERS OF REAL PROPERTY IN HAWAII**
 - Association of Hawaiian Civic Clubs 2016 Final [Adopted] Resolutions
- **ACKNOWLEDGING THE INCLUSION OF A NATIVE HAWAIIAN VOICE THROUGH THE OFFICE OF HAWAIIAN AFFAIRS AS A CO-TRUSTE OF THE PAPA HANAUMOKU AKEA MARINE NATIONAL MONUMENT WITH EQUAL STATUS AS THE DEPARTMENT OF THE INTERIOR, THE DEPARTMENT OF COMMERCE, AND THE STATE DEPARTMENT OF LAND AND NATURAL RESOURCES**
 - Association of Hawaiian Civic Clubs 2016 Final [Adopted] Resolutions
- **URGING THE DEPARTMENT OF LAND AND NATURAL RESOURCES AND THE HAWAII TOURISM AUTHORITY TO EDUCATE ALL TOUR COMPANIES, ALL TOURISTS, ALL VISITORS AND ALL RESIDENTS TO HAWAII ISLAND ON THE RAPID OHIA DEATH**
 - Association of Hawaiian Civic Clubs 2016 Final [Adopted] Resolutions
- **SUPPORTING THE ADOPTION OF THE MOLOKA'I ISLAND COMMUNITY PLAN UPDATE TO INCLUDE THE FULL EAST END POLICY STATEMENT AND FULL WEST END POLICY STATEMENT AS FULL CHAPTERS IN THE PLAN, THE RECOGNITION OF COMMUNITY-BASED FISHERIES MANAGEMENT AS A DESIRED CONCEPTUAL FRAMEWORK FOR PERPETUATING THE NEARSHORE RESOURCES AND SUBSISTENCE TRADITIONS OF MOLOKA'I RESIDENTS FOR PRESENT AND FUTURE GENERATIONS, AND THE ADOPTION OF LAND USE DESIGNATIONS THAT HAVE THE FORCE AND EFFECT OF LAW INCLUDING THE TRADITIONAL LAND USE OVERLAY DESIGNATION FOR CULTURAL AND HISTORICAL SITES, SITE COMPLEXES, AND LANDSCAPES**
 - Association of Hawaiian Civic Clubs 2018 Final [Adopted] Resolutions
- **REQUESTING THE STATE OF HAWAII DEPARTMENT OF LAND AND NATURAL RESOURCES (DLNR) DIVISION OF STATE PARKS TO IMPLEMENT A COMMUNITY-BASED CULTURAL PLAN FOR KEALAKEKUA BAY STATE HISTORICAL PARK THAT WOULD COMPLETE THE DEIS/CIS**

- AND FINALIZE THE MASTER PLAN, AND CHANGE THE STATUS OF THE KEALAKEKUA STATE HISTORIC PARK ADVISORY 'OHANA FROM A TEMPORARY GROUP TO A PERMANENT STATUS SO THAT THEY CAN CONTINUE TO SHARE UNIQUE GENERATIONAL KNOWLEDGE AND PRACTICES NOW AND INTO THE FUTURE
- Association of Hawaiian Civic Clubs 2018 Final [Adopted] Resolutions
 - SUPPORTING ESTABLISHMENT OF THE KAWA'EWA'E HEIAU CULTURAL PRESERVE AS PART OF THE HAWAIIAN MEMORIAL PARK CEMETARY PLAN AND THE EXPANSION OF THE CEMETARY TO PROVIDE BURIALS SPACES FOR ISLAND FAMILIES
 - Association of Hawaiian Civic Clubs 2018 Final [Adopted] Resolutions
 - URGING THE STATE OF HAWAI'I BOARD OF LAND AND NATURAL RESOURCES TO RENAME THE RUSSIAN FORT ELIZABETH STATE HISTORICAL PARK IN WAIMEA, KAUA'I TO PĀ'ULA'ULA
 - Association of Hawaiian Civic Clubs 2018 Final [Adopted] Resolutions
 - ENDORSING AND SUPPORTING THE FINAL RULES OF PRACTICE AND PROCEDURE, STATE OF HAWAI'I DEPARTMENT OF LAND AND NATURAL RESOURCES, 'AHA MOKU ADVISORY COMMITTEE, REVIEWED AND ADOPTED AT THE MEETING OF THE 'AHA MOKU ADVISORY COMMITTEE HELD AT THE BOARD OF LAND AND NATURAL RESOURCES BOARD ROOM ON OCTOBER 20, 2016
 - Association of Hawaiian Civic Clubs 2018 Final [Adopted] Resolutions
 - URGING THE UNITED STATES CONGRESS TO RENAME THE CAPTAIN COOK POST OFFICE ON HAWAI'I ISLAND (MOKU O KEAWE) THE KA'AWALOA POST OFFICE
 - Association of Hawaiian Civic Clubs 2018 Final [Adopted] Resolutions
 - URGING STRONG SUPPORT FOR THE PRESERVATION AND RESTORATION OF MAUNAWILI VALLEY LANDS
 - Association of Hawaiian Civic Clubs 2018 Final [Adopted] Resolutions
 - URGING THE HAWAII STATE LEGISLATURE AND GOVERNOR OF THE STATE OF HAWAI'I TO PROVIDE THE OFFICE OF HAWAIIAN AFFAIRS WITH THE FIRST RIGHT OF REFUSAL FOR ALL REMNANT LANDS WITHIN THE STATE OF HAWAI'I
 - Association of Hawaiian Civic Clubs 2018 Final [Adopted] Resolutions
 - URGING THE STATE OF HAWAI'I DEPARTMENT OF LAND AND NATURAL RESOURCES TO REPORT ON THE PROGRESS MADE IN IMPLEMENTING THE PUBLIC LAND TRUST INFORMATION SYSTEM AND TO STUDY AND THEREBY TO CLARIFY THE AMOUNT OF REVENUE ACCRUED, RECEIVED, AND/OR OWED FROM CEDED LANDS BELONGING TO THE PUBLIC LAND TRUST
 - Association of Hawaiian Civic Clubs 2018 Final [Adopted] Resolutions

- ENCOURAGING THE DEPARTMENT OF HAWAIIAN HOME LANDS TO EXPEDITE THE PROCEDURE TO AMEND THE HAWAIIAN HOMES COMMISSION ACT AS REQUIRED UNDER 43 CFR 48.15 TO ENABLE ACT 80, SESSION LAWS OF HAWAII 2017 AND URGING MEMBERS OF HAWAII'S CONGRESSIONAL DELEGATION TO INTRODUCE LEGISLATION TO APPROVE ACT 80, SESSION LAWS OF HAWAII 2017 IMMEDIATELY
 - Association of Hawaiian Civic Clubs 2018 Final [Adopted] Resolutions
- Improve access to taro-growing lands.
 - [E ola hou ke kalo; ho'i hou ka 'āina lē'ia \(The Taro lives; abundance returns to the land\) Taro Security and Purity Task Force, 2010 Legislative Report](#)
- Improve protections to taro-growing lands.
 - [E ola hou ke kalo; ho'i hou ka 'āina lē'ia \(The Taro lives; abundance returns to the land\) Taro Security and Purity Task Force, 2010 Legislative Report](#)
- Create incentives for active rehabilitation of taro-growing lands that result in taro lands protection
 - [E ola hou ke kalo; ho'i hou ka 'āina lē'ia \(The Taro lives; abundance returns to the land\) Taro Security and Purity Task Force, 2010 Legislative Report](#)
- Recognize the pre-historical extent of traditional Hawaiian farming, the distribution of agricultural forms, and how contemporary land zoning often does not provide for the utilization of areas that were traditionally farmed
 - Unintroduced House Resolution put together by Honua Consulting (2017)
- Form workgroups to activate the ahupua'a, network, and provide opportunities to increase participant knowledge of land laws and policies
 - E Ho'ala Kānaka 'Āina Summit (2018, unpublished notes - summarized by Lisa W-V)
- 2.8 That all efforts be made to speed up the availability of lands for Native Hawaiians to which Native Hawaiians have legal claims.
 - E OLA MAU: Native Hawaiian Health Needs Study (2.0 Mental Health)
- 'Āina: Advocate and foster community-based resource management
 - 'Āina momona are abundant and healthy ecological systems that contribute to one's mental, physical, and emotional well-being. They are created by Community Based Resource Management efforts which are powerful, connected communities stewarding Hawaiian Lands, Waters, and Culture.
 - 2019 CNHA POLICY PRIORITIES
- 'Āina: Increase Malama 'Āina • Lack of understanding of the threats to 'āina by government and community. Insufficient funding for prevention, enforcement and remediation of environmental impacts.
 - 2019 CNHA POLICY PRIORITIES
- Create incentives for active rehabilitation of historic lo'i kalo, easements placed on 'auwai (irrigation) systems to allow access to clear debris and maintain water flow, tax breaks on agriculture lands that grow traditional crops (following the

- County of Maui's example), and facilitate use of restorative agricultural practices on conservation land.
 - Restoring Healthy Watersheds: Traditional Agriculture in a Stream Restoration Context
- Promote Collaboration, Education and Stewardship: identify specific resources and traditional methodologies employed in the sustainable use of natural resources of land and sea; establish a consensus process on natural resource use issues and management strategies based on Native Hawaiian knowledge and traditions; build capacity for community participation in traditional use and management of natural resources; establish means for effective collaboration with educational facilities such as public, private, charter and vocational schools and universities; and establish an information repository.
 - Report to the Twenty-Seventh Legislature 2011 Regular Session. Final Report 'Aha Kiole Advisory Committee: Best Practices and structure for the management of natural and cultural resources in Hawai'i.
- Implement at least five restoration plans for existing protected native ecosystems including wetlands, coastal lands, dunes, freshwater streams, riparian areas and native forests by 2020.
 - Hawaii Coral Reef Strategy: Priorities for Management in the Main Hawaiian Islands 2010-2026
- URGING THE GOVERNOR OF THE STATE OF HAWAII TO CONVENE THE PUBLIC LAND TRUST REVENUES NEGOTIATING COMMITTEE
 - Association of Hawaiian Civic Clubs 2016 Final [Adopted] Resolutions
- URGING THE HAWAII STATE LEGISLATURE TO ESTABLISH THE MAUNA KEA MANAGEMENT AUTHORITY
 - Association of Hawaiian Civic Clubs 2018 Final [Adopted] Resolutions
- EXPRESSING SUPPORT OF EFFORTS TO RESTORE WATERFLOW IN THE HISTORIC, NATURAL WATERWAYS OF HAWAII FOR TRADITIONAL AND CUSTOMARY NATIVE HAWAIIAN PRACTICES
 - Association of Hawaiian Civic Clubs 2017 Final [Adopted] Resolutions
- Annual 'āina summit
 - E Ho'ala Kānaka 'Āina Summit (2018, unpublished notes - summarized by Lisa W-V)
- Develop a collaborative management template
 - E Ho'ala Kānaka 'Āina Summit (2018, unpublished notes - summarized by Lisa W-V)
- URGING THE HAWAII STATE LEGISLATURE TO REQUEST THAT THE STATE AUDITOR CONDUCT AN AUDIT OF THE UNIVERSITY OF HAWAII'S ACTIVITIES RELATED TO MAUNA KEA
 - Association of Hawaiian Civic Clubs 2018 Final [Adopted] Resolutions
- STRENGTHEN THE MAUNA KEA COMPREHENSIVE MANAGEMENT PLAN (CMP) TO REFLECT NATIVE HAWAIIAN STEWARDSHIP OF MAUNA KEA AND ENSURE COMPLIANCE WITH EXISTING CMP ACTION ITEMS
 - Association of Hawaiian Civic Clubs 2018 Final [Adopted] Resolutions

Condition: Leadership

Current Data

- Since 1959, Hawai'i has had multiple Native Hawaiian Lt. Governors, a Native Hawaiian Governor, and a Native Hawaiian U.S. Representative and U.S. Senator. As of September 2017, 1 of 4 Mayors, 4 of 25 State Senators, and 8 of 51 State Representatives identify as Native Hawaiian.
 - Source. Solutions Pacific, TMG, Lanakila Strategies. (September 2017). *Preliminary Report on Hawai'i's Native Hawaiian Voting Age Population*.
- The Association of Hawaiian Civic Clubs comprises a network of 58 clubs dedicated to the mission to, "Serve with pono in advocacy of culture, health, economic development, education, social welfare and nationhood." It's 4,000 Native Hawaiian members regularly lead civic level advocacy and have tremendous potential to impact policy makers. Additionally, civic and social networks provide an opportunity for Native Hawaiian Leadership, such as the Royal Orders, hula hālau, churches, choirs, alumni organizations, 'Īlio'ulaokalani, and 'āina-based community programs.
 - Source. Solutions Pacific, TMG, Lanakila Strategies. (September 2017). *Preliminary Report on Hawai'i's Native Hawaiian Voting Age Population*.
- Native Hawaiian women make up 19.4% of the total working female population of Hawai'i but only make up 16.4% of women in 'Management Occupations'.
 - U.S. Census Bureau (2017). C24010, Sex by Occupation for Civilian Employed Population 16 Years and Over 2011-2015, 5-year estimates. Retrieved from <https://19of32x2yl33s8o4xza0gf14-wpengine.netdna-ssl.com/wp-content/uploads/OHA-Womens-Health-Report-Book-1.pdf>
- Native Hawaiians across the State report that the top three areas in which they act as a leader (defined as serving others and improving the community) include "at home or with family" (41.3%), "in the neighborhood" (35.3%), and "at work" (27.6%). These are also the top three areas for non-Hawaiians, however, slightly lower percentages of non-Hawaiians report "at home" (38.3) or "in the neighborhood" (26.4%) while slightly higher percentages report "at work" (27.2%).
 - Source. SMS. (2019). 2018 Hawai'i Well Being: A survey of Hawai'i residents [Data file]. Prepared for the Office of Hawaiian Affairs.
- The lowest three responses from Native Hawaiian when asked "where they act as a leader?" include "I'm usually too busy" (0.9%), "this isn't really an interest of mine" (3.7%), and "I haven't really thought about this" (8.4%). For these same responses, the percentages of non-Hawaiians were slightly higher; with 2.4% reporting "I'm usually too busy," 5.7% reporting "this isn't really an interest of mine," and 11.1% reporting "I haven't really thought about this."
 - Source. SMS. (2019). 2018 Hawai'i Well Being: A survey of Hawai'i residents [Data file]. Prepared for the Office of Hawaiian Affairs.

Stakeholder Recommendations

- Prepare students of Hawaiian ancestry to assume leadership positions at UH and in the community
 - Hawai'i Papa O Ke Ao Report (2012)
- 2.10 That research be done on community leadership development and natural support systems in the Native Hawaiian community.
 - Hawai'i Papa O Ke Ao Report (2012)
- Propose state legislation to address social and cultural determinants of health in Hawai'i; Recommendation 6: Establish a directory of Native Hawaiian professionals and community leaders with an understanding of Hawaiian culture for Governor-appointed leadership positions to better incorporate culturally relevant perspectives into statewide initiatives.
 - Native Hawaiian Health Task Force Report, Report To The Twenty-Ninth Legislature, State of Hawaii 2017
- Support the State of Hawai'i, University of Hawai'i System's Efforts. Efforts include increasing Native Hawaiian student success rates (e.g., non-traditional, first generation to go to college); implementing goals and objectives of its Hawai'i Papa o Ke Ao plan in **leadership development**, community engagement, and Hawaiian language and cultural parity; and implementing the Hawai'i Graduation Initiative (e.g., 55 by 25, 15 [credits] to finish, campus scorecards).
 - Native Hawaiian Education Council Needs Assessment Report, 2015
- Advocacy for stewardship, tax exemptions, protection of ancestral 'āina, registering people to vote
 - E Ho'ala Kānaka 'Āina Summit (2018, unpublished notes - summarized by Lisa W-V)
- URGING THE ASSOCIATION OF HAWAIIAN CIVIC CLUBS TO INSTITUTE AN 'AHA 'ŌPIO BY JUNE 2020
 - Association of Hawaiian Civic Clubs 2018 Final [Adopted] Resolutions
- That there be meaningful participation by Native Hawaiians individually and collectively at all levels of program planning and development. There should be motivated participation at decision-making levels.
 - E OLA MAU: Native Hawaiian Health Needs Study. 1.9. (1.0 Historical/cultural)
- That Native Hawaiian values and lifestyles to promote Native Hawaiian identity, pride, assertiveness, and power be perpetuated.
 - E OLA MAU: Native Hawaiian Health Needs Study. 2.2. (2.0 Mental Health)
- 2.6 That political, economic, and social competence among Native Hawaiian people be developed and promoted.

- E OLA MAU: Native Hawaiian Health Needs Study (2.0 Mental Health)

Condition: Life Expectancy

Current Data

- In 2010, life expectancy for Native Hawaiians at birth was 76.6 years: women, 79.4 years; and men 73.9 years, a 5.5 year difference.
 - Source. Office of Hawaiian Affairs (2018). *Haumea – Transforming the Health of Native Hawaiian Women and Empowering Wahine Well-Being*. Honolulu, HI: Office of Hawaiian Affairs. Retrieved from <https://19of32x2yl33s8o4xza0gf14-wpengine.netdna-ssl.com/wp-content/uploads/OHA-Womens-Health-Report-Book-1.pdf>

Stakeholder Recommendations

- 1.4 That there be culturally based health education programs developed and maintained by Native Hawaiians and targeted to Native Hawaiian families and communities. Such program should integrate cultural concepts with specific health problems such as nutrition, physical fitness, avoidance of harmful substances, stress-coping, self-care, understanding of common illnesses and complications, sexual identity, **death and dying concepts**, pre-natal and child birth care, optimal use of health care resources, avoidance of faddism, commercialism, and excessive dependence of professionals.
 - E OLA MAU: Native Hawaiian Health Needs Study (1.0 Historical/cultural)
- 3.32 That additional research be undertaken to assess the prevalence and incidence of socio-environmental health problems among Native Hawaiians, including possibly greater exposure to pesticides, occupational hazards, social stress, and other noxious social and physical conditions.
 - E OLA MAU: Native Hawaiian Health Needs Study (1.0 Historical/cultural)

Condition: Maternal and Infant Health

Current Data

- 25.8% of Native Hawaiian women smoked pre-pregnancy; 9.4% smoked during pregnancy, specifically in the last trimester; and 15.0% engaged in postpartum smoking.
 - Source. Office of Hawaiian Affairs (2018). *Haumea – Transforming the Health of Native Hawaiian Women and Empowering Wahine Well-Being*. Honolulu, HI: Office of Hawaiian Affairs. Retrieved from <https://19of32x2yl33s8o4xza0gf14-wpengine.netdna-ssl.com/wp-content/uploads/OHA-Womens-Health-Report-Book-1.pdf>

Depression (post-partum)

- 1 in 5 Native Hawaiian mothers under the age of 20 report having post-partum depression and 11.2% of Native Hawaiian mothers aged 20-24 reported having post-partum depression.
 - Source. Office of Hawaiian Affairs (2018). *Haumea – Transforming the Health of Native Hawaiian Women and Empowering Wahine Well-Being*. Honolulu, HI: Office of Hawaiian Affairs. Retrieved from <https://19of32x2yl33s8o4xza0gf14-wpengine.netdna-ssl.com/wp-content/uploads/OHA-Womens-Health-Report-Book-1.pdf>
- At least 1 in 10 women in Hawaii experience postpartum depression, where having postpartum depression results in a 50-62% increased risk of developing future depression.
 - Source. Office of Hawaiian Affairs (2018). *Haumea – Transforming the Health of Native Hawaiian Women and Empowering Wahine Well-Being*. Honolulu, HI: Office of Hawaiian Affairs. Retrieved from <https://19of32x2yl33s8o4xza0gf14-wpengine.netdna-ssl.com/wp-content/uploads/OHA-Womens-Health-Report-Book-1.pdf>

Breastfeeding

- The largest breastfeeding gap is among Native Hawaiian mothers aged 35+, who breastfed 4.3% less than non-Hawaiian women in the same group.
 - Source. Office of Hawaiian Affairs (2018). *Haumea – Transforming the Health of Native Hawaiian Women and Empowering Wahine Well-Being*. Honolulu, HI: Office of Hawaiian Affairs. Retrieved from <https://19of32x2yl33s8o4xza0gf14-wpengine.netdna-ssl.com/wp-content/uploads/OHA-Womens-Health-Report-Book-1.pdf>
- Native Hawaiian women ages 25-34 breastfed their babies 10% less after 9 weeks compared to non-Hawaiian women of the same age group.
 - Source. Office of Hawaiian Affairs (2018). *Haumea – Transforming the Health of Native Hawaiian Women and Empowering Wahine Well-Being*. Honolulu, HI: Office of Hawaiian Affairs. Retrieved from <https://19of32x2yl33s8o4xza0gf14-wpengine.netdna-ssl.com/wp-content/uploads/OHA-Womens-Health-Report-Book-1.pdf>

Infant Health

- 33% of the extremely preterm births in Hawaii are born to makuahine in high income communities, which is more than double any other race/ethnicity in the State. Native Hawaiian women younger than 20 years old make up 63% of extremely preterm births in Hawaii.
 - Source. Office of Hawaiian Affairs (2018). *Haumea – Transforming the Health of Native Hawaiian Women and Empowering Wahine Well-Being*. Honolulu, HI: Office of Hawaiian Affairs. Retrieved from <https://19of32x2yl33s8o4xza0gf14-wpengine.netdna-ssl.com/wp-content/uploads/OHA-Womens-Health-Report-Book-1.pdf>
- Of Hawaii women over the age of 35, 1 in 10 have a preterm delivery and have the highest rates of low birth weight deliveries in Hawaii.
 - Source. Office of Hawaiian Affairs (2018). *Haumea – Transforming the Health of Native Hawaiian Women and Empowering Wahine Well-Being*. Honolulu, HI: Office of Hawaiian Affairs. Retrieved from <https://19of32x2yl33s8o4xza0gf14-wpengine.netdna-ssl.com/wp-content/uploads/OHA-Womens-Health-Report-Book-1.pdf>
- A 10-year aggregate shows 45% of the extremely preterm births (babies born before 28 weeks gestation) in Hawaii are born to Native Hawaiian mothers.
 - Source. Office of Hawaiian Affairs (2018). *Haumea – Transforming the Health of Native Hawaiian Women and Empowering Wahine Well-Being*. Honolulu, HI: Office of Hawaiian Affairs. Retrieved from <https://19of32x2yl33s8o4xza0gf14-wpengine.netdna-ssl.com/wp-content/uploads/OHA-Womens-Health-Report-Book-1.pdf>

Stakeholder Recommendations

- Strongly urging the state of hawai'i department of health to issue a certificate of still birth in addition to a certificate of fetal death
 - Association of Hawaiian Civic Clubs 2017 Final [Adopted] Resolutions
- That there be culturally based health education programs developed and maintained by Native Hawaiians and targeted to Native Hawaiian families and communities. Such program should integrate cultural concepts with specific health problems such as nutrition, physical fitness, avoidance of harmful substances, stress-coping, self-care, understanding of common illnesses and complications, sexual identity, death and dying concepts, pre-natal and child birth care, optimal use of health care resources, avoidance of faddism, commercialism, and excessive dependence of professionals.
 - E OLA MAU: Native Hawaiian Health Needs Study. (1985). 1.4. (1.0 Historical/cultural)
- That the statewide perinatal health care system specifically focus on the Native Hawaiian need for education regarding the risk factors associated with congenital anomalies and low birth weight, breast-feeding, and parenting behaviors.
 - E OLA MAU: Native Hawaiian Health Needs Study. (1985). 3.16. (3.0 Medical)

Breast

- That additional research be undertaken to investigate the etiological factors which account for higher disease rates among Native Hawaiians, such as higher rates of birth abnormalities, diabetes, hypertension, heart disease and cancer.
 - E OLA MAU: Native Hawaiian Health Needs Study. (1985). 3.31. (3.0 Medical)
- That state support be provided to agencies providing health education programs and screening and referral programs for Native Hawaiians, especially in regard to cancer, diabetes, hypertension, and pre-natal and early infant care.
 - E OLA MAU: Native Hawaiian Health Needs Study. (1985). 3.24. (3.0 Medical)
- That there be developed programs in the Native Hawaiian community promoting breast-feeding.
 - E OLA MAU: Native Hawaiian Health Needs Study. (1985). 4.1. (3.0 Medical)

Condition: Migration

Current Data

- Between 2016 and 2017, the State of Hawai'i experienced a net-loss in total population of -0.071% (1,019) from 1,428,557 in 2016 to 1,427,53 in 2017. The Native Hawaiian population decreased at a higher rate (-0.19%) in the same period.
 - Source. U.S. Census Bureau. (2018). *Selected Population Profile in the United States, 2017 American Community Survey 1-Year Estimates*.
- 23 more people are moving out of the State of Hawai'i than moving into the State per day (includes both movement from foreign countries and movement from other states in the U.S.)
 - Source. U.S. Census Bureau, Population Division estimates released on December 19, 2018; calculations by the Hawaii State Department of Business, Economic Development & Tourism, Research and Economic Analysis Division.
- In the past 12 months, 11.6% of polled Native Hawaiians reported they have seriously thought about moving away from Hawai'i to live, compared to just 8.5% of non-Hawaiian respondents.
 - Source. SMS. (2019). *2018 Hawai'i Well Being: A survey of Hawai'i residents* [Data file]. Prepared for the Office of Hawaiian Affairs, Kamehameha Schools, and Lili'uokalani Trust.
- The top 3 reasons cited by Native Hawaiian survey respondents as primary reasons for considering leaving include: Hawai'i's high cost of living (61.3%), the lack of, or need for affordable housing (26.3%), and employment opportunities (25.5%).
 - Source. SMS. (2019). *2018 Hawai'i Well Being: A survey of Hawai'i residents* [Data file]. Prepared for the Office of Hawaiian Affairs, Kamehameha Schools, and Lili'uokalani Trust.
- Home sales trends show that more than one-quarter of residential units sold between 2008 and 2015 were purchased by persons or agencies with out-of-state addresses. When compared to Honolulu County, the other counties have been disproportionally impacted by out-of-state sales in the last 8 years: 15 percent of Honolulu sales were made to nonresidents whereas more than half of Maui County's housing unit sales were made to persons living outside the State.
 - Source. SMS Research & Marketing Service, Inc. (2016) Hawai'i Housing Planning Study, 2016. Prepared for the Hawai'i Housing Finance and Development Corporation. Retrieved from https://dbedt.hawaii.gov/hhfdc/files/2016/12/State_HHPS2016_Report_111416-FINAL-122216.pdf

Stakeholder Recommendations

- Recommending the development of a cultural center in las vegas, nevada.
 - Association of Hawaiian Civic Clubs 2018 Final [Adopted] Resolutions

Condition: Occupations

Current Data

- The occupations with the highest rate of Native Hawaiian civilian employment include sales and office (28.5%); service (24.7%); and management, business, science and arts (23.7%). For the State, the rankings are management, business, science and arts (34.1%); sales and office (24.7%); and service (23.9%).
 - Source. U.S. Census Bureau. (2018). *Selected Population Profile in the United States, 2017 American Community Survey 1-Year Estimates*.
- Native Hawaiian men comprise 17.6% of the State male populations but are over-represented in moving materials (33.4%), law enforcement (31.1%), firefighters (27.4%), construction/ extraction (27.2%), and transportation (27.1%) occupations. Native Hawaiian men also have the lowest representation in legal (5.5%), life/ physical/ social science (6.8%), health technologists and technicians (7.4%), health diagnosis and treating practitioners (7.7%), and business and financial occupations (8.7%).
 - Source. Office of Hawai'i Affairs. (2017). Kānehō'ālani – Transforming the Health of Native Hawaiian Men. Retrieved from https://19of32x2yl33s8o4xza0gf14-wpengine.netdna-ssl.com/wp-content/uploads/Kane_Health_Report_Final_web-REV.pdf
- Native Hawaiian women comprise 19.4% of the State working female populations but are over-represented in fire fighting (37.4), transportation (32.5%), construction and extraction (32.2%), material moving (30.1%), installation/maintenance/ repair (28.2) occupations. Native Hawaiian women also have the lowest representation in computer/ mathematical (9.1%), health diagnosis and treating practitioners (11.3%), production (11.4%), life/ physical/ social science (11.8%) and arts/ design/ entertainments/sports/media occupations (12.3%).
 - Source. Office of Hawai'i Affairs. (2017). Haumea – Transforming the Health of Native Hawaiian Women and Empowering Wāhine Well-Being. Retrieved from https://19of32x2yl33s8o4xza0gf14-wpengine.netdna-ssl.com/wp-content/uploads/Kane_Health_Report_Final_web-REV.pdf
- By industry, the educational services, health care, and social assistance category is highest for Native Hawaiians (18.0%) and the State (20.2%).
 - Source. U.S. Census Bureau. (2018). *Selected Population Profile in the United States, 2017 American Community Survey 1-Year Estimates*.

Stakeholder Recommendations

- Haumāna are not recruited and trained to fill the position needs along the health workforce continuum.
 - CNHA Native Hawaii Health Caucus- 2019 Policy Priorities
- Ongoing certification and re-training of the current health workforce in specialty fields of gerontology and geriatric care would ensure quality of care and health outcomes for kūpuna and their 'ohana who are providing unpaid caregiving services.
 - CNHA Native Hawaii Health Caucus- 2019 Policy Priorities
- Improve taro markets and identify ways to advocate for taro farmers.
 - E ola hou ke kalo; ho'i hou ka 'āina lē'ia (The Taro lives; abundance returns to the land) Taro Security and Purity Task Force, 2010 Legislative Report
- Advance 'ōlelo Hawai'i expectations (Keaomalalamalama recommendation examples: increase the number of students and pathways that students graduate with 'ōlelo Hawai'i degrees; increase the number of students with 4 years of Hawaiian and other discipline areas combined; provide increased options for student coursework (high school to college, professional development)).
 - Native Hawaiian Summit Reports: A Summary Report of the 2014 Native Hawaiian Education Summit (2015); 2015 Native Hawaiian Education Summit Report; 2017 Native Hawaiian Education Summit Report
- Actualize a Hawaiian Speaking Workforce (Keaomalalamalama recommended examples: increase more state jobs requiring 'ōlelo and 'ike Hawai'i proficiency; raise the profile of 'ōlelo Hawai'i venues, businesses that encourage employers to hire 'ōlelo Hawai'i speakers; increase more application of 'ōlelo Hawai'i across state operations).
 - Native Hawaiian Summit Reports: A Summary Report of the 2014 Native Hawaiian Education Summit (2015); 2015 Native Hawaiian Education Summit Report; 2017 Native Hawaiian Education Summit Report
- Educational training programs to facilitate the entrance of Native Hawaiians into mental health professions such as psychology, psychiatry, social work, and research be developed.
 - E OLA MAU: Native Hawaiian Health Needs Study (2.0 Mental Health)
- That Native Hawaiian parity in the health professions be targeted through scholarship programs and academic monitoring and support.
 - E OLA MAU: Native Hawaiian Health Needs Study (3.0 Medical)
- That a system of Native Hawaiian community health workers be developed to provide outreach services on behalf of health care programs serving Native Hawaiians, including health education, screening, referral, and follow-up care.

- E OLA MAU: Native Hawaiian Health Needs Study (3.0 Medical)
- Connect potential kalo farmers to training opportunities to make the transition to farming easier and more successful.
 - Restoring Healthy Watersheds: Traditional Agriculture in a Stream Restoration Context

Condition: ‘Ōlelo Hawai‘i

Current Data:

- In SY 2015, Native Hawaiian students represented 26% of the total public school system K-12 student population; however, only 9.9% of classroom teachers were Native Hawaiian.
 - Source. Hawai‘i State Department of Education; Office of Strategy, Innovation and Performance, Assessment and Accountability Branch. (2016). OHA_RequestOEC2014-2015rpt [March 18, 2016].
- Of the 23 Hawaiian language immersion programs in the public school system, “17 are within the jurisdiction of the Superintendent and 6 under the jurisdiction of the Board of Education.”
 - Source. Hawai‘i State, Department of Education. (n.d.). Hawaiian language immersion program.
- Hawaiian is ranked 5th among languages other than English spoken at home in the State of Hawai‘i with 18,610 or 5.7% of the total number of speakers reporting they speak a language other than English at home.
 - Source. Hawai‘i State Data Center, Research and Economic Analysis Division, Department of Business, Economic Development and Tourism. (2016). Statistical report: Detailed languages spoken at home in the State of Hawaii. Department of Business, Economic Development and Tourism: Honolulu.
- There were 62 Hawaiian language kumu vacancies in FY 2017-2018 across the DOE Papahana Kaiapuni and PCS Kula Kaia‘ōlelo schools.
 - Source. Office of Hawaiian Education. (2018). No ka palapala a‘o kūikawā: Hawaiian special permit update (NBI16-06) Hawai‘i Teacher Standards Board [PowerPoint slides]. Dawn Kau‘ilani Sang, personal communication, February 12, 2019. Makalapua Alencastre, personal communication, November 17, 2018).

Stakeholder Recommendations

- Support Implementation of Policies and Improvement Efforts of the State of Hawai‘i, Department of Education System. (A) Implement Policies 2104 and 2105 more comprehensively, particularly, the organization of the Office of Native Hawaiian Education and administration of related programs, including Hawaiian Language Immersion programs; (B) Implement Policy E-3, Nā Hopena A‘o—General Learner Outcomes; (C) Develop assessments in the medium of instruction—the Native Hawaiian language; (D) Integrate Policy and Practice Vertically (Inter-Within the Department itself); (E) Strengthen working relationships with the State Public Charter School Commission for student focused education; (F) Integrate Policy and Practice Horizontally (Intra-Across) with Charter Schools and operational elements such as facilities, transportation, food services and administrative services; (G) Enhance transparency with regard

- to State Educational Agency (SEA) and Local Educational Agency (LEA) program and related funding opportunities and programs.
- Native Hawaiian Education Council Needs Assessment Report, 2015
 - Support the State of Hawai'i, University of Hawai'i's System's Efforts. Efforts include increasing Native Hawaiian student success rates (e.g., non-tradition, first generation to go to college); implementing goals and objectives of its Hawai'i Papa o Ke Ao plan in leadership development, community engagement, and Hawaiian language and cultural parity; and implementing the Hawai'i Graduation Initiative (e.g. 55 by 25 [credits] to finish campus scorecards).
 - Native Hawaiian Education Council Needs Assessment Report, 2015
 - Urging the association of Hawaiian Civic Clubs to establish a Hawaiian Language Caucus or Forum at each convention of the Association in order to offer a venue during conventions at which the Hawaiian Language can be used as the medium of discussion of Hawaiian language and issues.
 - Association of Hawaiian Civic Clubs 2018 Final [Adopted]
 - Urging the Association of Hawaiian Civic Clubs to urge the Hawai'i State Legislature to ammend Chapter 78, Hawai'i Revised Statute by adding a new section relating to knowledge of Hawaiian language
 - Association of Hawaiian Civic Clubs 2018 Final [Adopted]
 - **URGING THE STATE LEGISLATURE TO CORRECT THE SPELLING OF THE STATE OF HAWAI'I FROM THE INCORRECT "HAWAII" TO THE CORRECT, HAWAI'I**
 - Association of Hawaiian Civic Clubs 2018 Final [Adopted]
 - Urging the Association of Hawaiian Civic Clubs to urge the Governor to create a working group that would consider how to transition to offering more State services in the Hawaiian Language.
 - Association of Hawaiian Civic Clubs 2016 Final [Adopted] Resolutions
 - **URGING THE STATE OF HAWAI'I TO STANDARDIZE AND INCLUDE HAWAIIAN PLACE NAMES OF THE SENATORIAL, REPRESENTATIVE AND COUNCIL DISTRICT BOUNDARIES AS OFFICIALLY DOCUMENTED BY THE HAWAI'I BOARD OF GEOGRAPHICAL NAMES**
 - Association of Hawaiian Civic Clubs 2016 Final [Adopted] Resolutions
 - **RECOGNIZE HAWAI'I SIGN LANGUAGE AS ENDANGERED AND TO KUPUNA WHO CONTINUOUSLY PRACTICE AND TEACH THE HEARING IMPAIRED POPULATION OF HAWAI'I**
 - Association of Hawaiian Civic Clubs 2016 Final [Adopted] Resolutions
 - **URGES THE DEPARTMENT OF PUBLIC SAFETY PRISON (DPS) TO ALLOW INCARCERATED PRISONERS TO RECEIVE MAIL WRITTEN IN `OLELO HAWAI'I**
 - Association of Hawaiian Civic Clubs 2018 Final [Adopted]

- Urging the Association of Hawaiian Civic Clubs to urge the Hawai'i State Legislature to amend Chapter 601, Hawai'i Revised Statute by adding a new section relating to Hawaiian language and interpreter services.
 - Association of Hawaiian Civic Clubs 2018 Final [Adopted]
- Urging Governor David Ige and the Hawai'i State Legislature to require a level of Hawaiian language proficiency as a minimum qualification or selective certification requirement for the position of Information Specialist I-IV or Public Information Officer.
 - Association of Hawaiian Civic Clubs 2017 Final [Adopted]
- Advance 'ōlelo Hawai'i expectations (Keaomālamalama recommendation examples: increase the number of students and pathways that students graduate with 'ōlelo Hawai'i degrees; increase the number of students with 4 years in Hawaiian and other discipline areas combined; provide increased options for student coursework (high school to college, professional development).
 - Native Hawaiian Summit Reports: A Summary Report of the 2014 Native Hawaiian Education Summit Report (2015); 2015 Native Hawaiian Education Summit Report; 2017 Native Hawaiian Education Summit Report
- Actualize a Hawaiian speaking workforce (Keaomālamalama recommended examples: increase more state jobs requiring 'ōlelo and 'ike Hawai'i proficiency; raise the profile of 'ōlelo Hawai'i venues, businesses that encourage employers to hire 'ōlelo Hawai'i speakers; increase more application of 'ōlelo Hawai'i across state operations.
 - Native Hawaiian Summit Reports: A Summary Report of the 2014 Native Hawaiian Education Summit Report (2015); 2015 Native Hawaiian Education Summit Report; 2017 Native Hawaiian Education Summit Report
- Amplify access and support [for 'ōlelo Hawai'i]
 - Native Hawaiian Summit Reports: A Summary Report of the 2014 Native Hawaiian Education Summit Report (2015); 2015 Native Hawaiian Education Summit Report; 2017 Native Hawaiian Education Summit Report
- Achieve normalization [for 'ōlelo Hawai'i] (Keaomālamalama recommended examples: increase support thru the educational pipeline – from pēpē to kaiaulu)
 - Native Hawaiian Summit Reports: A Summary Report of the 2014 Native Hawaiian Education Summit Report (2015); 2015 Native Hawaiian Education Summit Report; 2017 Native Hawaiian Education Summit Report
 -
- Vibrant language and culture programs of study at all UH campuses
 - Hawai'i Papa O Ke Ao Report (2012)
- Hawaiian language at parity with English usage throughout the UH system
 - Hawai'i Papa O Ke Ao Report (2012)
- Innovative programming (curriculum) using Hawaiian language and culture
 - Hawai'i Papa O Ke Ao Report (2012)

- That Hawaiian language materials be translated to better understand Native Hawaiian health, history, culture, and values
 - E Ola Mau Native Hawaiian Health Needs Study (1985) *Note. There was an update to the chapters in 2016; however, it has not yet been made available.
- Perpetuate the Hawaiian language – Board of Education Policy 105-7 and 105-8, defining the scope and vision of Hawaiian education must be implemented.
 - 2019 CNHA Education Policy Priorities
- Support our kumu - Board of Education Policy 105-7 and 105-8, defining the scope and vision of Hawaiian education must be implemented and Hawaiian culture based education must be taught by all kumu.
 - 2019 CNHA Education Policy Priorities
- Use Hawaiian culture and language as a framework for education.
 - Teaching and Learning with Aloha: Successful Strategies for Engaging Hawaiian Learners
- Urging support for the recommendations presented by the American Academy Of Arts And Science Report on Native American languages used as primary languages of education
 - Association of Hawaiian Civic Clubs 2017 Final [Adopted] Resolutions
- Arts & Culture: Expand 'Ōlelo Hawai'i for Mākua and 'Ohana • 'Ōlelo Hawai'i should be available to all, should be normalized and part of the fabric of our everyday lives, especially to mākua and their 'ohana in non-academic settings.
 - 2019 CNHA POLICY PRIORITIES

Condition: Physical Health

Current Data

Asthma

- 22.2% of Native Hawaiian women experience asthma; this is an increase of 103% over non-Hawaiian females statewide, and 70% above Native Hawaiian males.
 - Source. Office of Hawaiian Affairs (2018). *Haumea – Transforming the Health of Native Hawaiian Women and Empowering Wahine Well-Being*. Honolulu, HI: Office of Hawaiian Affairs. Retrieved from <https://19of32x2yl33s8o4xza0gf14-wpengine.netdna-ssl.com/wp-content/uploads/OHA-Womens-Health-Report-Book-1.pdf>

Diabetes

- 11.2% of Native Hawaiian females have Type 2 Diabetes.
 - Source. Office of Hawaiian Affairs (2018). *Haumea – Transforming the Health of Native Hawaiian Women and Empowering Wahine Well-Being*. Honolulu, HI: Office of Hawaiian Affairs. Retrieved from <https://19of32x2yl33s8o4xza0gf14-wpengine.netdna-ssl.com/wp-content/uploads/OHA-Womens-Health-Report-Book-1.pdf>

Heart Disease (heart attack, hypertension, high cholesterol)

- 4.7% of Native Hawaiian males are living with coronary heart disease
 - Source. Office of Hawaiian Affairs. (2017). *Kānehō‘ālanī – Transforming the Health of Native Hawaiian Men*. Honolulu, HI: Office of Hawaiian Affairs. Retrieved from https://19of32x2yl33s8o4xza0gf14-wpengine.netdna-ssl.com/wp-content/uploads/Kane_Health_Report_Final_web-REV.pdf
- 45% of deaths among elder females around the world is ischemic heart disease, stroke, and chronic obstructive pulmonary disease.
 - Source. Office of Hawaiian Affairs (2018). *Haumea – Transforming the Health of Native Hawaiian Women and Empowering Wahine Well-Being*. Honolulu, HI: Office of Hawaiian Affairs. Retrieved from <https://19of32x2yl33s8o4xza0gf14-wpengine.netdna-ssl.com/wp-content/uploads/OHA-Womens-Health-Report-Book-1.pdf>

Weight/Obesity

- Obesity rates among Native Hawaiian women are 20 percentage points higher than their non-Hawaiian female peers (37.7% vs. 17.6%).
 - Source. Office of Hawaiian Affairs (2018). *Haumea – Transforming the Health of Native Hawaiian Women and Empowering Wahine Well-Being*. Honolulu, HI: Office of Hawaiian Affairs. Retrieved from <https://19of32x2yl33s8o4xza0gf14-wpengine.netdna-ssl.com/wp-content/uploads/OHA-Womens-Health-Report-Book-1.pdf>
- Female BMI in the State increased from 2015 to 2016 by 1.7%; however, for wahine, it increased 4.7%
 - Source. Office of Hawaiian Affairs (2018). *Haumea – Transforming the Health of Native Hawaiian Women and Empowering Wahine Well-Being*. Honolulu, HI: Office of Hawaiian Affairs. Retrieved from <https://19of32x2yl33s8o4xza0gf14-wpengine.netdna-ssl.com/wp-content/uploads/OHA-Womens-Health-Report-Book-1.pdf>

- There are more than twice as many Native Hawaiian males with a BMI over 30 (46.7%), compared to non-Hawaiian males (22.2%).
 - Source. Office of Hawaiian Affairs. (2017). Kānehō'ālanī – Transforming the Health of Native Hawaiian Men. Honolulu, HI: Office of Hawaiian Affairs. Retrieved from https://19of32x2yl33s8o4xza0gf14-wpengine.netdna-ssl.com/wp-content/uploads/Kane_Health_Report_Final_web-REV.pdf
- The rates of Native Hawaiian male and female obesity are each more than double non-Hawaiian males and females.

Cancer

- Among certain cancers, breast cancer is the most common cancer for women (33%).
 - Source. Office of Hawaiian Affairs (2018). *Haumea – Transforming the Health of Native Hawaiian Women and Empowering Wahine Well-Being*. Honolulu, HI: Office of Hawaiian Affairs. Retrieved from <https://19of32x2yl33s8o4xza0gf14-wpengine.netdna-ssl.com/wp-content/uploads/OHA-Womens-Health-Report-Book-1.pdf>

Stakeholder Recommendations

- Kūpuna and their caregivers are experiencing high rates of stress, isolation, and depression among Native Hawaiians
 - CNHA Native Hawaii Health Caucus- 2019 Policy Priorities
- Access to adult day care and at-home programs for kūpuna is inadequate on every island
 - CNHA Native Hawaii Health Caucus- 2019 Policy Priorities
- Expand culturally safe and congruent training programs for kūpuna service providers
 - CNHA Native Hawaii Health Caucus- 2019 Policy Priorities
- Aging-in-place is a priority for the quality and longevity of life for kūpuna
 - CNHA Native Hawaii Health Caucus- 2019 Policy Priorities
- Urging all hawaiian civic clubs to sponser annual breast cancer awareness education campaign between November 2018 and September 2019
 - Association of Hawaiian Civic Clubs 2018 Final [Adopted] Resolutions
- Urging the association of Hawaiian Civic Clubs to endeavor to improve the health of members by promoting annual colon cancer education and screening
 - Association of Hawaiian Civic Clubs 2018 Final [Adopted] Resolutions
- Improve taro farmer access to quality health insurance
 - E ola hou ke kalo; ho'i hou ka 'āina lē'ia (The Taro lives; abundance returns to the land) Taro Security and Purity Task Force, 2010 Legislative Report

- Increase public awareness of the designation of taro as the State Plant, the value of taro and its role culturally, socially, in health and well-being, environmentally, and economically in the state.
 - E ola hou ke kalo; ho'i hou ka 'āina lē'ia (The Taro lives; abundance returns to the land) Taro Security and Purity Task Force, 2010 Legislative Report
- Queens (2017) – Facilitate dialogue with Queens Hospital to educate homestead leaders on genealogy of the trust, and healthcare benefits available to Native Hawaiians.
 - 2017-2018 Policy Priorities Developed by CNHA Member Organizations
- Clinics & Drug Treatment (2017) – Support development of facilities to address health and drug abuse on or near homesteads.
 - 2017-2018 Policy Priorities Developed by CNHA Member Organizations
- Health Capacity Building (2017) – Facilitate capacity building in homestead areas on the issues of healthcare, policy and direct service providers.
 - 2017-2018 Policy Priorities Developed by CNHA Member Organizations
- That there be an appropriate holistic awareness that health is but one aspect of well-being; for Native Hawaiians, pride of heritage is paramount. Thus, there should be a focus on the historical and cultural basis for the current health plight on Native Hawaiians and not merely a concern with proximate causes.
 - E OLA MAU: Native Hawaiian Health Needs Study. (1985). 1.1. (1.0 Historical/cultural)
- That there be a systematic and continuous collection, tabulation and analysis of critical health data, by Native Hawaiians, for health needs assessments and specific health programs for Native Hawaiians. The priorities for these programs should be based on the magnitude of need, expertise available, receptiveness of the Native Hawaiian community, and availability of funds and other resources.
 - E OLA MAU: Native Hawaiian Health Needs Study. (1985). 1.2. (1.0 Historical/cultural)
- That there be clearly defined realistic and meaningful goals for Native Hawaiian health programs. The emphasis of such programs should be on health promotion, disease prevention, and health protection within the appropriate cultural context and not on exclusive end-stage intervention in hospitals. Embracing negative aspects of modern western lifestyle is largely responsible for the ill health of Native Hawaiians and western methods of treatment are not necessarily ideal or appropriate for Native Hawaiians.
 - E OLA MAU: Native Hawaiian Health Needs Study. (1985). 1.3. (1.0 Historical/cultural)
- That there be culturally based health education programs developed and maintained by Native Hawaiians and targeted to Native Hawaiian families and communities. Such program should integrate cultural concepts with specific health problems such as nutrition, physical fitness, avoidance of harmful substances, stress-coping, self-care, understanding of common illnesses and

complications, sexual identity, death and dying concepts, pre-natal and child birth care, optimal use of health care resources, avoidance of faddism, commercialism, and excessive dependence of professionals.

- E OLA MAU: Native Hawaiian Health Needs Study. (1985). 1.4. (1.0 Historical/cultural)
- That there be encouragement for learned Native Hawaiians to teach and instruct other Native Hawaiians in health related areas at all levels including hiapo (eldest sibling), makua (parents, uncles, aunts), and kupuna (grandparents, elders).
 - E OLA MAU: Native Hawaiian Health Needs Study. (1985). 1.5. (1.0 Historical/cultural)
- That there be coordination among existing health agencies and institutions in their service delivery to the Native Hawaiian community. This includes having agencies and institutions coordinate with the Native Hawaiian community for the services and programs rendered to it and providing the Native Hawaiian Community such health service as was the intent of the founders of some of these health care institutions.
 - E OLA MAU: Native Hawaiian Health Needs Study. (1985). 1.7. (1.0 Historical/cultural)
- That there be developed an integrated approach to health programs in the Native Hawaiian community. This includes developing health programs in conjunction with concerns relating to land, urbanization, law, and the justice system, self-determination, economic self-sufficiency, environmental protection, education, housing, transportation, energy, historic and archaeological sites, lawai'a ana (fishing), mahi'ai ana (farming), and language and culture.
 - E OLA MAU: Native Hawaiian Health Needs Study. (1985). 1.8. (1.0 Historical/cultural)
- That social epidemiology studies focusing on family, work, and community expectations, performance, and adjustment of Native Hawaiians be conducted.
 - E OLA MAU: Native Hawaiian Health Needs Study. (1985). 2.9. (2.0 Historical/cultural)
- That research be done on Native Hawaiian healers.
 - E OLA MAU: Native Hawaiian Health Needs Study. (1985). 2.11. (2.0 Historical/cultural)
- That the State of Hawaii allocate its health resources to give priority to Native Hawaiian health problems.
 - E OLA MAU: Native Hawaiian Health Needs Study. (1985). 3.1. (3.0 Medical)
- That health education, screening and health promotion programs be provided through community groups having high Native Hawaiian membership.
 - E OLA MAU: Native Hawaiian Health Needs Study. (1985). 3.6. (3.0 Medical)
- That active outreach efforts be incorporated into every major health center in Honolulu and into clinics serving rural Native Hawaiian populations, using Native Hawaiian community health workers
 - E OLA MAU: Native Hawaiian Health Needs Study. (1985). 3.7. (3.0 Medical)

- That a review be undertaken of health care programs, such as Queens Hospital and Lunalilo Home, which were established to provide care for Native Hawaiians, in order to determine whether or not these organizations are fulfilling their obligations.
 - E OLA MAU: Native Hawaiian Health Needs Study. (1985). 3.8. (3.0 Medical)
- That Hawaiian cause organizations undertake self-reviews of level and scope of effort in provision of health and medical services, development of culturally useful and valid materials and curriculum for health education, promotion, and prevention, and follow-up work on surveillance and risk reduction evaluations.
 - E OLA MAU: Native Hawaiian Health Needs Study. (1985). 3.9. (3.0 Medical)
- That a cultural training program be developed for physicians working in Hawaii regarding traditional Hawaiian beliefs, attitudes and practices of health care.
 - E OLA MAU: Native Hawaiian Health Needs Study. (1985). 3.10. (3.0 Medical)
- That ongoing health surveillance of the Native Hawaiians be continued and expanded in order to determine trends in health status and current needs for health care programs.
 - E OLA MAU: Native Hawaiian Health Needs Study. (1985). 3.27. (3.0 Medical)
- That utilization data be systematically collected by all health programs and organizations in order to be able to determine the extent to which Native Hawaiians are receiving health services.
 - E OLA MAU: Native Hawaiian Health Needs Study. (1985). 3.28. (3.0 Medical)
- That research be undertaken to focus on the level of health knowledge, attitudes towards health services, and cultural values which affect participating in health programs and using medical services.
 - E OLA MAU: Native Hawaiian Health Needs Study. (1985). 3.29. (3.0 Medical)
- That evaluation studies be done of all programs which target Native Hawaiians in order to ascertain their effectiveness.
 - E OLA MAU: Native Hawaiian Health Needs Study. (1985). 3.30. (3.0 Medical)
- That additional research be undertaken to investigate the etiological factors which account for higher disease rates among Native Hawaiians, such as higher rates of birth abnormalities, diabetes, hypertension, heart disease and cancer.
 - E OLA MAU: Native Hawaiian Health Needs Study. (1985). 3.31. (3.0 Medical)
- That additional research be undertaken to assess the prevalence and incidence of socio-environmental health problems among Native Hawaiians, including possibly greater exposure to pesticides, occupational hazards, social stress, and other noxious social and physical conditions.
 - E OLA MAU: Native Hawaiian Health Needs Study. (1985). 3.32. (3.0 Medical)

- That federal programs focusing on medical health be made accessible to Native Hawaiians and responsive to Native Hawaiian needs.
 - E OLA MAU: Native Hawaiian Health Needs Study. (1985). 3.33. (3.0 Medical)
- That there be developed programs in the Native Hawaiian community promoting breast-feeding.
 - E OLA MAU: Native Hawaiian Health Needs Study. (1985). 4.1. (4.0 Nutrition and dental health)
- That there be developed additional nutritional programs for Native Hawaiians focusing on child nutrition.
 - E OLA MAU: Native Hawaiian Health Needs Study. (1985). 4.2. (4.0 Nutrition and dental health)
- That there be developed additional nutritional education programs for Native Hawaiians focusing on families and children.
 - E OLA MAU: Native Hawaiian Health Needs Study. (1985). 4.3. (4.0 Nutrition and dental health)
- That there be additional nutrition research on all aspects of diet and health promotion including alcohol and drug abuse as these affect Native Hawaiians and members of the total Hawai'i community.
 - E OLA MAU: Native Hawaiian Health Needs Study. (1985). 4.5. (4.0 Nutrition and dental health)
- That there be nutritional surveillance and monitoring of diets and health promotion of Native Hawaiians and other ethnic groups in Hawai'i.
 - E OLA MAU: Native Hawaiian Health Needs Study. (1985). 4.6. (4.0 Nutrition and dental health)
- That there be a provision and promotion of traditional Native Hawaiian food resources.
 - E OLA MAU: Native Hawaiian Health Needs Study. (1985). 4.7. 4.7. (4.0 Nutrition and dental health)
- That there be provision for Native Hawaiians without dental insurance to receive needed dental care and treatment.
 - E OLA MAU: Native Hawaiian Health Needs Study. (1985). 4.9. (4.0 Nutrition and dental health)
- That there be additional dental educational programs targeted at Native Hawaiians and their families.
 - E OLA MAU: Native Hawaiian Health Needs Study. (1985). 4.10. (4.0 Nutrition and dental health)
- That there be additional school-based dental education and hygiene programs.
 - E OLA MAU: Native Hawaiian Health Needs Study. (1985). 4.11. (4.0 Nutrition and dental health)
- That there be a culturally sensitive training program developed for teachers and dental health professionals.
 - E OLA MAU: Native Hawaiian Health Needs Study. (1985). 4.12. (4.0 Nutrition and dental health)
- That there be a continuous effort to protect youngsters against dental injuries in competitive sports.
 - E OLA MAU: Native Hawaiian Health Needs Study. (1985). 4.13. (4.0 Nutrition and dental health)

- That there be a systematic and on-going survey for dental data as it relates to Native Hawaiians and to the general public.
 - E OLA MAU: Native Hawaiian Health Needs Study. (1985). 4.14. (4.0 Nutrition and dental health)
- That there be supported and conducted research to continually assess prevalence and incidence of environmental health problems among Native Hawaiians and in predominantly Native Hawaiian communities and to study the nutritional and dental risk factors and hazards in the social and physical environments.
 - E OLA MAU: Native Hawaiian Health Needs Study. (1985). 4.15. (4.0 Nutrition and dental health)
- That federal programs focusing on nutrition and dental health be made accessible to Native Hawaiians and responsive to Native Hawaiian needs.
 - E OLA MAU: Native Hawaiian Health Needs Study. (1985). 4.16. (4.0 Nutrition and dental health)
- Create data sharing policies between state agencies to improve access to these data for timely and disaggregated analyses to help inform policies and programs aimed at improving Native Hawaiian health; Recommendation 1: Establish an online database across state agencies.
 - Native Hawaiian Health Task Force Report, Report To The Twenty-Ninth Legislature, State of Hawaii 2017
- Propose cost-effective improvements to the environments where Native Hawaiians live, learn, work, and play; Recommendation 2: Advocate and plan for median strip/sidewalks and other infrastructure to increase safety in Native Hawaiian communities with community input.
 - Native Hawaiian Health Task Force Report, Report To The Twenty-Ninth Legislature, State of Hawaii 2017
- Propose state legislation to address social and cultural determinants of health in Hawai'i; Recommendation 3: Advocate for a livable wage by 2020. Recommendation 4: Support paid family leave efforts with a definition of family that is culturally relevant. Recommendation 5: Include Pre-Kindergarten in public schools. Recommendation 6: Establish a directory of Native Hawaiian professionals and community leaders with an understanding of Hawaiian culture for Governor-appointed leadership positions to better incorporate culturally relevant perspectives into statewide initiatives.
 - Native Hawaiian Health Task Force Report, Report To The Twenty-Ninth Legislature, State of Hawaii 2017
- Raise awareness and propose programs to advance health equity; Recommendation 7: Advocate for a portion of the Transient Accommodations Tax. Recommendation 8: Establish an environmental and cultural preservation fee (9.25%) on restaurants and entertainment in hotels.
 - Native Hawaiian Health Task Force Report, Report To The Twenty-Ninth Legislature, State of Hawaii 2017

- Propose programs and legislative action that will address barriers to access to health care; Recommendation 9: Include long-term care options with home-based care in a statewide insurance program. 17 Recommendation 10: Develop a state-plan to incorporate the United Nations Declaration of Rights of Indigenous Peoples. Recommendation 11: Establish school-based health centers.
 - Native Hawaiian Health Task Force Report, Report To The Twenty-Ninth Legislature, State of Hawaii 2017
- Propose activities that will support community organizations promoting their own health on their own terms; Recommendation 14: Establish a Native Hawaiian Public Policy Advisory Council. Recommendation 15: Reimburse for culturally appropriate services and traditional practices.
 - Native Hawaiian Health Task Force Report, Report To The Twenty-Ninth Legislature, State of Hawaii 2017
- Propose initiatives that will increase preventive services available in Native Hawaiian communities; Recommendation 16: Restore adult dental benefits to Medicaid enrollees.
 - Native Hawaiian Health Task Force Report, Report To The Twenty-Ninth Legislature, State of Hawaii 2017
- Policy decisions that encourage physical activity (e.g. parks, physical activity programs, community gardens) or deter unhealthy behavior (e.g. soda tax, smoke-free areas) and educational efforts will build on each other. Additionally, special efforts are needed for the populations most at risk, such as NHPP. These efforts must be in-line with the values, beliefs, and practices of these groups. Prevention is the most powerful prescription; barriers to prevention efforts must be dismantled. Resources are needed to provide early intervention programs that will facilitate improvements in family and individual lifestyle choices.
 - Native Hawaiian Health Task Force Report, Report To The Twenty-Ninth Legislature, State of Hawaii 2017
- Continued promotion of traditional values, such as lokahi, 'ohana, and aloha, strengthen the resilience, identity, and social connectedness of Native Hawaiians and Pacific Islanders and contribute to their physical, mental, and spiritual health.
 - Assessment and Priorities for Health & Well-being in Native Hawaiians & Other Pacific Peoples
- Recommend to providers to have “some kind of...orientation to the Pacific populations, with a focus on health beliefs, practices, and communication strategies” which reflected the overall sentiment of building trusting and lasting relationships with the clinics’ patients.
 - Assessment and Priorities for Health & Well-being in Native Hawaiians & Other Pacific Peoples
- Allocate funding for prevention and early intervention.

- Part II, Sex Trafficking in Hawaii, The Stories of Survivors
- Create the legislatively funded position of a statewide coordinator on the trafficking in persons to provide trainings, coordinate cases, identify trends, and advocate for the needs for sex trafficking victims.
 - Part II, Sex Trafficking in Hawaii, The Stories of Survivors
- Conduct outreach to develop community and survivor problem-solving.
 - Part II, Sex Trafficking in Hawaii, The Stories of Survivors
- Create a network that serves adult victims of sex trafficking including housing, parenting support, and connection to other survivors.
 - Part II, Sex Trafficking in Hawaii, The Stories of Survivors
- Create targeted residential and outpatient services specifically for sex trafficked children to be able to serve their unique needs.
 - Part II, Sex Trafficking in Hawaii, The Stories of Survivors
- Conduct further research to build on this foundational knowledge to support prevention, intervention, and treatment programming.
 - Part II, Sex Trafficking in Hawaii, The Stories of Survivors
- ‘Āina: Advocate and foster community-based resource management • ‘Āina momona are abundant and healthy ecological systems that contribute to one’s mental, physical, and emotional well-being. They are created by Community Based Resource Management efforts which are powerful, connected communities stewarding Hawaiian Lands, Waters, and Culture.
 - 2019 CNHA Policy Priorities
- Support Native Hawaiian [kāne] programs and services that are culturally based in order to effect greater and longer-lasting change.
 - ‘Aha Kāne: Foundation for the Advancement of Native Hawaiian Males. Hale Mua Initiative Poster.
- Hale Mua would benefit Native Hawaiian men who are incarcerated, homeless, or in transitional situations.
 - ‘Aha Kāne: Foundation for the Advancement of Native Hawaiian Males. Hale Mua Initiative Poster.
- Increase community access to ho‘oponopono practitioners throughout the state.
 - ‘Aha Kāne: Foundation for the Advancement of Native Hawaiian Males. Kapahikaua Poster.
- That there be cultural awareness training for Native Hawaiian and non-Native Hawaiian health professionals including physicians, nurses, health educators, health aides, health advocates, health coordinators, health planners, and health administrators. This training should provide liaison with effective and respected native healers.
 - E OLA MAU: Native Hawaiian Health Needs Study (1.0 Historical/cultural)

- That autonomous mental health and healing services which are committed to Native Hawaiian culture, history, language, and lifestyles be developed and promoted.
 - E OLA MAU: Native Hawaiian Health Needs Study (2.0 Mental Health)
- That mental health professionals rendering services to Native Hawaiians be certified in cultural knowledge, history, and lifestyle.
 - E OLA MAU: Native Hawaiian Health Needs Study (2.0 Mental Health)
- That active outreach efforts be incorporated into every major health center in Honolulu and into clinics serving rural Native Hawaiian populations, using Native Hawaiian community health workers.
 - E OLA MAU: Native Hawaiian Health Needs Study (3.0 Mental Health)
- That research be done on Native Hawaiian healers.
 - E OLA MAU: Native Hawaiian Health Needs Study (2.0 Mental Health)
- That a survey be conducted on service delivery and options and preferences for mental health services in the Native Hawaiian community.
 - E OLA MAU: Native Hawaiian Health Needs Study (2.0 Mental Health)
- That there be supported and conducted research to continually assess prevalence and incidence of alcohol and drug abuse as well as environmental health problems among Native Hawaiians and in predominantly Native Hawaiian communities and to study the mental health related risk factors and hazards in the social and physical environments.
 - E OLA MAU: Native Hawaiian Health Needs Study (2.0 Mental Health)
- That federal programs focusing on medical health be made accessible to Native Hawaiians and responsive to Native Hawaiian needs.
 - E OLA MAU: Native Hawaiian Health Needs Study (3.0 Mental Health)

Condition: Population Growth

Current Data

- 20% growth between 2000 and 2010 (2000-241,512, 2010-289,970)
 - Source. US. Bureau of the Census. Census 2000 Summary File 4 (SF 4) (April 29, 2003). US. Bureau of the Census. Census 2010 Summary File 1 (SF 1) (June 16, 2011).

Stakeholder Recommendations

- Support the reduction of the minimum Hawaiian blood quantum requirement of certain transferees of and successors to lessees of hawaiian home lands from one-quarter to one-thirty-second
 - Association of Hawaiian Civic Clubs 2016 Final [Adopted] Resolutions (ID# 34)
- That family planning services be maintained to promote family planning consistent with the health needs of parents and children.
 - E OLA MAU: Native Hawaiian Health Needs Study. (1985). 3.15. (3.0 Medical) (ID # 248)

Condition: Poverty

Current Data

- The poverty rate for Native Hawaiians is 11.9% compared to 9.5% for the total State.
 - Source. U.S. Census Bureau. (2018). *Selected Population Profile in the United States, 2017* American Community Survey 1-Year Estimates.
- The poverty rate for Native Hawaiian families is 9.9% compared to 7.4% for the State. For families with children under 18, the poverty rate for Native Hawaiians is 13.8% and the poverty rate for the State is 10.1%. For families with children under 5, the rates are 21.4% for Native Hawaiians and 14.1% for the State.
 - Source. U.S. Census Bureau. (2018). *Selected Population Profile in the United States, 2017* American Community Survey 1-Year Estimates. Retrieved
- For single, female householders, the poverty rates are 21.7% for Native Hawaiians and 20.4% for the State. For female householders with children under 18, the poverty rate for Native Hawaiians is 28.7% and the poverty rate for the State is 29.5%. For female householders with children under 5, the rates are 40.2% for Native Hawaiians and 51.5% for the State.
 - Source. U.S. Census Bureau. (2018). *Selected Population Profile in the United States, 2017* American Community Survey 1-Year Estimates.

Stakeholder Recommendations

- Increase income of Native Hawaiians
 - NHRLF Market Study 2015

Condition: Public Assistance

Current Data

- Native Hawaiian students represent 33.8% of all public school students using the free or reduced-price meal program, indicating an over-representation as Native Hawaiian students represent only 24.9% of the total student population. 67.3% of all Native Hawaiian public school students use the free or reduced-price meal program compared to 44.6% of all non-Hawaiian students.
 - Source. Hawai'i Department of Education. (2018). Office of Strategy, Innovation and Performance. Data Governance and Analysis Branch. SES incl Demographics 2016-2017_v2 [January 18, 2018].
- 33.5% of Native Hawaiian households receive Social Security income with a mean of \$17,632 per household, while 36.4% of the total State households receive Social Security income with a mean of \$19,032 per household.
 - U.S. Census Bureau. (2018). *Selected Population Profile in the United States, 2017 American Community Survey 1-Year Estimates*.
- 5.6% of Native Hawaiian households receive cash public assistance income with a mean of \$4,107 per household, while 2.8% of the total State households receive cash public assistance income with a mean of \$3,823 per household.
 - U.S. Census Bureau. (2018). *Selected Population Profile in the United States, 2017 American Community Survey 1-Year Estimates*.
- 21.3% of Native Hawaiian households receive Food Stamps/SNAP benefits, while 10.7% of the total State households receive the same benefits
 - U.S. Census Bureau. (2018). *Selected Population Profile in the United States, 2017 American Community Survey 1-Year Estimates*.
- 39.2% of Native Hawaiian households receive public health insurance coverage, while 35.2% of the total State households receive the same benefit.
 - U.S. Census Bureau. (2018). *Selected Population Profile in the United States, 2017 American Community Survey 1-Year Estimates*.
- Native Hawaiian students represent 35.7% of all public school students receiving special education services, indicating an over-representation as Native Hawaiian students represent 24.9% of the Hawai'i public school system total student population 14.8% of all Native Hawaiian public school students receive special education services compared to 9.0% of all non-Hawaiian students.
 - Source. Hawai'i Department of Education. (2018). Office of Strategy, Innovation and Performance. Data Governance and Analysis Branch. SES incl Demographics 2016-2017_v2 [January 18, 2018].

- Native Hawaiians constitute the largest percent of homeless service clients of any major ethnic group in Hawai'i at 4,198 (26.9%). Caucasians are the second largest group with 3,779 (24.2%).
 - Source. Center on the Family. (2018). Homeless Service Utilization Report: Hawai'i 2017. University of Hawai'i at Mānoa. Retrieved from http://uhfamily.hawaii.edu/publications/brochures/3f3d5_HomelessServiceUtilization2017.pdf

Stakeholder Recommendations

- Financing opportunities that fund Native Hawaiian housing services [for kūpuna] are insufficient
 - CNHA Native Hawaii Health Caucus- 2019 Policy Priorities (ID #8)
- Increase economic well being for NH. There is a gap between the demand and availability of short term small dollar loans in NH communities. This gap has created a reliance on funds offered at unreasonable terms, such as payday loans and credit cards.
 - NHRLF Market Study 2015
- Urging the Hawaii State Legislature to enact a law ensuring that all public school students have equal access to appropriate educational facilities and food service.
 - Association of Hawaiian Civic Clubs 2017 Final [Adopted] Resolutions
- Propose initiatives that will increase preventive services available in Native Hawaiian communities; Recommendation 16: Restore adult dental benefits to Medicaid enrollees.
 - Native Hawaiian Health Task Force Report, Report To The Twenty-Ninth Legislature, State of Hawaii 2017
- Homestead Trust Lands: Create and provide more loan products and financial counseling services for agriculture and pastoral lessees • There is a lack of funding mechanisms and counseling services to support agricultural and pastoral lessees on DHHL.
 - 2019 CNHA Policy Priorities

Condition: Safe Schools and Neighborhoods

Current Data

- 20.1% Native Hawaiian high school students reported having been bullied on school property compared to 24.5% Caucasian students and 20.3% Other ethnicity students.
 - Source. Hawaii State Department of Health. Hawaii Health Data Warehouse. (2017) Youth Risk Behavior Survey. During the past 12 months, have you ever been bullied on school property? Retrieved from http://ibis.hhdw.org/ibisph-view/query/result/yrbs/Bullied12M/Bullied12M_HS_ST.html
- 43.3% Native Hawaiian middle school students also reported having been bullied on school property, third after Other ethnicity students (46.0%) and Caucasian students (45.2%).
 - Source. Hawaii State Department of Health. Hawaii Health Data Warehouse. (2017) Youth Risk Behavior Survey. Have you ever been bullied on school property? Retrieved from http://ibis.hhdw.org/ibisph-view/query/result/yrbs/Bullied/Bullied_MS_ST.html
- 10.2% Native Hawaiian high school students reported skipping school because they felt unsafe, compared to 14.5% Other Pacific Islander students and 10.5% Other Asian students.
 - Source. Hawaii State Department of Health. Hawaii Health Data Warehouse. (2017) Youth Risk Behavior Survey. During the past 30 days, on how many days did you not go to school because you felt you would be unsafe at school or on your way to or from school? Retrieved from http://ibis.hhdw.org/ibisph-view/query/result/yrbs/Bullied12M/Bullied12M_HS_ST.html
- 11.5% Native Hawaiian middle school students reported the highest rate of skipping school because they felt unsafe, followed by Other students at 10.3%.
 - Source. Hawaii State Department of Health. Hawaii Health Data Warehouse. (2017) Youth Risk Behavior Survey. During the past 12 months, did you ever not go to school because you felt you would be unsafe at school or on your way to or from school?
- 8.1% of Native Hawaiians enrolled at the University of Hawaii stated they have been harassed, 9.5% experienced stalking, both ranking third out of four ethnic groups and 20.4% who had ever been in a partnered relationship while enrolled at the University of Hawaii reported experiencing dating and domestic violence
 - Source. Loui, H. P. M., Fisher, P. B. S., Martin, P. S. L., Feng, T., Kam, C., Ellis, A., & Vila, R. (2017). University of Hawai'i Student Campus Climate Survey on Sexual Harassment and Gender-Based Violence. Retrieved from Hawaiian homestead communities report
- Four categories of neighborhood problems, two of which are related to safety, including: a. crime in the community (drug dealers living in the neighborhood and drugs being sold; 28% each), and 2. community organization (no enforcement of community rules; 29%).
 - Source. SMS, Inc. (February 2015). DHHL Beneficiaries Study Lessee Report, 2014. Retrieved from http://dhhl.hawaii.gov/wp-content/uploads/2014/08/150311-DHHL_Lessee_Report.pdf

Stakeholder Recommendations

- Clinics & Drug Treatment (2017) – Support development of facilities to address health and drug abuse on or near homesteads.
 - 2017-2018 Policy Priorities Developed by CNHA Member Organizations
- That there be supported and conducted research to continually assess prevalence and incidence of alcohol and drug abuse as well as environmental health problems among Native Hawaiians and in predominantly Native Hawaiian communities and to study the mental health related risk factors and hazards in the social and physical environments.
 - E OLA MAU: Native Hawaiian Health Needs Study (2.0 Mental Health)
- Propose cost-effective improvements to the environments where Native Hawaiians live, learn, work, and play; Recommendation 2: Advocate and plan for median strip/sidewalks and other infrastructure to increase safety in Native Hawaiian communities with community input.
 - Native Hawaiian Health Task Force Report, Report To The Twenty-Ninth Legislature, State of Hawaii 2017
- Develop a statewide training program on Hawai'i's human trafficking laws to those in the law enforcement, legal, educational, and healthcare community.
 - Part II, Sex Trafficking in Hawaii, The Stories of Survivors
- Develop a centralized data collection and statewide database to [track Sex Trafficking in Hawaii]
 - Part II, Sex Trafficking in Hawaii, The Stories of Survivors
- In these times of increasing polarization, interpersonal conflict, scarcity, climate change and fragile ecologies, Native Hawaiian culture-based ways of sharing and collaborating with others and connecting to 'āina and place is a much desired way of living.
 - 2019 CNHA Policy Priorities

Condition: School Enrollment

Current Data

- Native Hawaiian students represent 24.9% of the Hawai'i public school system total student population. The highest concentration of Native Hawaiian students is in the Hawai'i Island district where they represent 37.8% of the total student population, followed by Windward O'ahu at 35.9%.
 - Source. Hawai'i Department of Education. (2018). Office of Strategy, Innovations and Performance, Assessment and Accountability Branch. OHA_RequestOEC2017-2018rpt [October 18, 2017].
- The largest percent of Native Hawaiian students (24.6%) are located in the Leeward O'ahu followed by Hawai'i Island district where 21.2% of Native Hawaiian students are located.
 - Source. Hawai'i Department of Education. (2018). Office of Strategy, Innovations and Performance, Assessment and Accountability Branch. OHA_RequestOEC2017-2018rpt [October 18, 2017].
- 39.2% of all Charter school students and 70.0% of all Hawaiian-focused charter school students are Native Hawaiian.
 - Source. Hawai'i Department of Education. (2018). Office of Strategy, Innovations and Performance, Assessment and Accountability Branch. OHA_RequestOEC2017-2018rpt [October 18, 2017].
- Statewide, 81.4% of school-age Native Hawaiian students attend public schools, 15.9% attend private schools, and 2.7% are not enrolled in school (as a percentage of all Native Hawaiian children ages 5-17, by school type and by age).
 - Source. U.S. Census Bureau, 2010-2016 American Community Survey 5-Year Estimates.

Stakeholder Recommendations

- Support Implementation of Policies and Improvement Efforts of the State of Hawai'i, Department of Education System. (A) Implement Policies 2104 and 2105 more comprehensively, particularly, the organization of the Office of Native Hawaiian Education and administration of related programs, including Hawaiian Language Immersion programs; (B) Implement Policy E-3, Nā Hopena A'o—General Learner Outcomes; (C) Develop assessments in the medium of instruction—the Native Hawaiian language; (D) Integrate Policy and Practice Vertically (Inter-Within the Department itself); (E) Strengthen working relationships with the State Public Charter School Commission for student focused education; (F) Integrate Policy and Practice Horizontally (Intra-Across) with Charter Schools and operational elements such as facilities, transportation, food services and administrative services; (G) Enhance transparency with regard to State Educational Agency (SEA) and Local Educational Agency (LEA) program and related funding opportunities and programs.
 - Native Hawaiian Education Council Needs Assessment Report, 2015

- Support the State of Hawai'i, University of Hawai'i System's Efforts. Efforts include increasing Native Hawaiian student success rates (e.g., non-traditional, first generation to go to college); implementing goals and objectives of its Hawai'i Papa o Ke Ao plan in leadership development, community engagement, and Hawaiian language and cultural parity; and implementing the Hawai'i Graduation Initiative (e.g., 55 by 25, 15 [credits] to finish, campus scorecards).
 - Native Hawaiian Education Council Needs Assessment Report, 2015
- Strongly urge all policy makers to recognize and make distinct equitable provisions for Hawaiian Medium Education in the making of the blueprint for Hawaii Public Education.
 - Association of Hawaiian Civic Clubs. (2016). Final [Adopted] Resolutions
- Use Hawaiian culture and language as a framework for education.
 - Teaching and Learning with Aloha: Successful Strategies for Engaging Hawaiian Learners
- Focus early childhood education efforts on the entire 'ohana and provide programs for young children that include the family.
 - Teaching and Learning with Aloha: Successful Strategies for Engaging Hawaiian Learners
- Link families to appropriate resources.
 - Teaching and Learning with Aloha: Successful Strategies for Engaging Hawaiian Learners
- Vibrant language and culture programs of study at all UH campuses.
 - Hawai'i Papa O Ke Ao Report (2012)
- Advance 'ōlelo Hawai'i expectations (Keaomalamalama recommendation examples: increase the number of students and pathways that students graduate with 'ōlelo Hawai'i degrees; increase the number of students with 4 years of Hawaiian and other discipline areas combined; provide increased options for student coursework (high school to college, professional development)
 - Native Hawaiian Summit Reports: A Summary Report of the 2014 Native Hawaiian Education Summit (2015); 2015 Native Hawaiian Education Summit Report; 2017 Native Hawaiian Education Summit Report

Condition: Sexual Health

Current Data

- More Native Hawaiian students engaged in talks with a doctor regarding STD prevention than non-Hawaiian students (30% vs. 16%).
 - Source. Office of Hawaiian Affairs (2018). *Haumea – Transforming the Health of Native Hawaiian Women and Empowering Wahine Well-Being*. Honolulu, HI: Office of Hawaiian Affairs. Retrieved from <https://19of32x2yl33s8o4xza0gf14-wpengine.netdna-ssl.com/wp-content/uploads/OHA-Womens-Health-Report-Book-1.pdf>
- More Native Hawaiian 'opio in high school (17.9%) experience being forced to do sexual things by their date more than double non-Hawaiian males in the State (8.5%).
 - Source. Office of Hawaiian Affairs (2018). *Haumea – Transforming the Health of Native Hawaiian Women and Empowering Wahine Well-Being*. Honolulu, HI: Office of Hawaiian Affairs. Retrieved from <https://19of32x2yl33s8o4xza0gf14-wpengine.netdna-ssl.com/wp-content/uploads/OHA-Womens-Health-Report-Book-1.pdf>

Stakeholder Recommendations

- Develop a centralized data collection and statewide database.
 - Part II, Sex Trafficking in Hawaii, The Stories of Survivors
- Develop a statewide training program on Hawai'i's human trafficking laws to those in the law enforcement, legal, educational, and healthcare community. Conduct outreach to develop community and survivor problem-solving.
 - Part II, Sex Trafficking in Hawaii, The Stories of Survivors
- Create a network that serves adult victims of sex trafficking including housing, parenting support, and connection to other survivors.
 - Part II, Sex Trafficking in Hawaii, The Stories of Survivors
- Create the legislatively funded position of a statewide coordinator on the trafficking in persons to provide trainings, coordinate cases, identify trends, and advocate for the needs for sex trafficking victims.
 - Part II, Sex Trafficking in Hawaii, The Stories of Survivors
- Conduct outreach to develop community and survivor problem-solving.
 - Part II, Sex Trafficking in Hawaii, The Stories of Survivors
- Create a network that serves adult victims of sex trafficking including housing, parenting support, and connection to other survivors.
 - Part II, Sex Trafficking in Hawaii, The Stories of Survivors
- Conduct further research to build on this foundational knowledge to support prevention, intervention, and treatment programming.

- Part II, Sex Trafficking in Hawaii, The Stories of Survivors
- 1.4 That there be culturally based health education programs developed and maintained by Native Hawaiians and targeted to Native Hawaiian families and communities. Such program should integrate cultural concepts with specific health problems such as nutrition, physical fitness, avoidance of harmful substances, stress-coping, self-care, understanding of common illnesses and complications, sexual identity, death and dying concepts, pre-natal and child birth care, optimal use of health care resources, avoidance of faddism, commercialism, and excessive dependence of professionals.
 - E OLA MAU: Native Hawaiian Health Needs Study (1.0 Historical/cultural)

Condition: Sexual Orientation and Gender Identity

Current Data

- According to the latest census data, of the 302,339 Native Hawaiians in the State of Hawai'i 50.9% are men and 49.1% are women.
 - Source. U.S. Census Bureau. (2018). Selected Population Profile in the United States, 2017 American Community Survey 1-Year Estimates.
- However, the Hawai'i Department of Health reports that 5,600 adults in the State identify as transgender or gender non-conforming.
 - Source. Holmes, J.R., Ching, L.K., Tomita, K.K., Chosy, E.J., Pham, T., Bowie, A.Y., Young, L.A., Ryan, J., & Starr, R.R. (2017). *Hawai'i Sexual and Gender Minority Health Report*. Honolulu: Hawai'i State Department of Health, Chronic Disease Prevention and Health Promotion Division.
- For Native Hawaiian adults, 95.2% (105,500) are heterosexual and 4.8% (5,300) are LGB between. For the State, comparable data are 96.8% (904,800) and 3.2% (30,200).
 - Source. Holmes, J.R., Ching, L.K., Tomita, K.K., Chosy, E.J., Pham, T., Bowie, A.Y., Young, L.A., Ryan, J., & Starr, R.R. (2017). *Hawai'i Sexual and Gender Minority Health Report*. Honolulu: Hawai'i State Department of Health, Chronic Disease Prevention and Health Promotion Division.
- 3.3% (290) of Native Hawaiian public high school students identify as transgender and 96.8% (8,470) identify as cisgender. For the State, 3.3% (1,260) identify as transgender and 96.7% (37,320) identify as cisgender. (Cisgender is a person who identifies with a gender that corresponds to their sex assigned at birth. A person whose gender identity and sex assigned at birth do not correspond might identify as transgender, agender, gender non-conforming, etc.)
 - Source. Ching, L.K., Holmes, J.R., Pham, T., Tomita, K.K., Chosy, E.J., Kapua, C., & Starr, R.R. (2018). *Hawai'i Sexual and Gender Minority Health Report: A Focus on Transgender Youth*. Honolulu: Hawai'i State Department of Health, Chronic Disease Prevention and Health Promotion Division.
- 10.4% (930) of Native Hawaiian public high school students identify as LGB and 89.6% (8,020) identified as heterosexual. For the State, 11.7% (4,570) identify as LGB and 88.3% (34,340) identify as heterosexual.
 - Source. Ching, L.K., Holmes, J.R., Pham, T., Tomita, K.K., Chosy, E.J., Kapua, C., & Starr, R.R. (2018). *Hawai'i Sexual and Gender Minority Health Report: A Focus on Transgender Youth*. Honolulu: Hawai'i State Department of Health, Chronic Disease Prevention and Health Promotion Division.

Stakeholder Recommendations

- No recommendations located at this time.

Condition: State Economic Context

Current Data

- For the 2001-2017 period, average annual Gross Domestic Product (GDP) growth for the state was 4.6% and 4.8% for Honolulu, 4.5% for Maui County, and 3.7% for the Non-MSA area (Hawai'i and Kaua'i), reaching 88,448 million in 2017. The GDP per capita was 61,958.
 - DBEDT. (December 2018). County Social, Business And Economic Trends In Hawai'i. 1990 -2017. Retrieved from http://files.hawaii.gov/dbedt/economic/data_reports/county_report/county-trends-2017.pdf
- Taxable retail sales in the state totaled \$32.7 billion in 2017, representing an annual average increase of 3.5% between 1990 and 2017. Taxable services tax base grew an average of 4.8 percent annually to \$15.1 billion in 2017.
 - DBEDT. (December 2018). County Social, Business And Economic Trends In Hawai'i. 1990 -2017. Retrieved from http://files.hawaii.gov/dbedt/economic/data_reports/county_report/county-trends-2017.pdf
- Reflecting construction activities in the state, the contracting tax base declined between 1991 and 1995, in 1997 and 1999, and 2008 to 2010. Then, reflecting economic recovery, the contracting tax base increased in 2011 through 2017 excepting a single decline in 2014. By 2017, the contracting tax base totaled \$8.4 billion, 3.9% higher than the 2007 peak and 50.0% higher than the 2010 low.
 - DBEDT. (December 2018). County Social, Business And Economic Trends In Hawai'i. 1990 -2017. Retrieved from http://files.hawaii.gov/dbedt/economic/data_reports/county_report/county-trends-2017.pdf
- The value of hotel room sales in the state (hotel rentals tax base) reached \$5.2 billion in 2017, representing a 229.7% increase from 1990 and visitor arrival by air reached a record high of 9.3 million in 2017.
 - DBEDT. (December 2018). County Social, Business And Economic Trends In Hawai'i. 1990 -2017. Retrieved from http://files.hawaii.gov/dbedt/economic/data_reports/county_report/county-trends-2017.pdf
- Statewide utility gas sales were fairly level during the 1990 to 2017 period. Sales statewide increased 4.0% over the period, for a 0.1% increase annually.
 - DBEDT. (December 2018). County Social, Business And Economic Trends In Hawai'i. 1990 -2017. Retrieved from http://files.hawaii.gov/dbedt/economic/data_reports/county_report/county-trends-2017.pdf

Stakeholder Recommendations

- Increase economic opportunities through NH Business Ownership, job creation and/or increasing business profit.
 - NHRLF Market Study 2015

- Increase economic well being for NH. There is a gap between the demand and availability of short term small dollar loans in NH communities. This gap has created a reliance on funds offered at unreasonable terms, such as payday loans and credit cards.
 - NHRLF Market Study 2015
- Improve access to capital (business and personal loans). Close the gap between the demand and availability of short-term, small dollar loans in NH communities. This gap has created a reliance on funds offered at unreasonable terms, such as payday loans and credit cards. Low assessments for credit worthiness constitute a major barrier for NH to access capital and credit.
 - NHRLF Market Study 2015
- Increase assets/net worth of Native Hawaiians
 - NHRLF Market Study 2015
- Increase income of Native Hawaiians
 - NHRLF Market Study 2015
- Assist NH in achieving economic self-sufficiency. Established NH businesses experience an unmet need for loans over \$25,000 and lines of credit, which are necessary during times of cash flow shortages and for expansion. This need is particularly great in the agriculture industry.
 - NHRLF Market Study 2015
- Increase level of financial literacy for NH. Native Hawaiian businesses and communities suffer from severely low levels of financial literacy. There is a lack of education around business cash flow, profitability and personal credit.
 - NHRLF Market Study 2015
- Promote loan programs that utilize culture based lending eligibility, incorporating non-traditional data and narrative evaluation, as well as a need for credit repair loan products such as debt consolidation loans.
 - NHRLF Market Study 2015
- Create partnerships with economic development organizations. Partnerships to include technical assistance and counseling, loan application packaging, servicing loans and loan guarantees and full participation on the Asset Building Coalition. Local economic development organizations require more strategic and comprehensive partnerships in order to address the capital, credit, and financial literacy needs present within NH communities.
 - NHRLF Market Study 2015
- Improve credit scores for NH.
 - NHRLF Market Study 2015
- The lack of full access to home equity on DHHL lands has created an unmet need for home improvement loans and loans to cover large medical costs.

- NHRLF Market Study 2015
- Financial literacy education, including one-on-one, long-term, HUD-certified counseling programs, is essential. Programs should address needs specific to neighbor islands and should offer incentives to assist clients in achieving their goals, such as rental subsidies or match saving/ IDAs. These incentives are necessary to keep families engaged long term.
 - Summary of OHA Housing Grantee Meeting (2014)
- Financial literacy education should be offered in elementary schools through community colleges.
 - Summary of OHA Housing Grantee Meeting (2014)
- Financial literacy counseling should target the entire household and include budgeting, credit repair and debt mitigation. Additionally, services for Native Hawaiians are most effective when a cultural component or a value component is incorporated.
 - Summary of OHA Housing Grantee Meeting (2014)
- Access to affordable rentals: Rental costs are unaffordable for the low-income based. There is a very limited inventory of affordable rentals (especially for kūpuna, youth, and disabled) and land on which to develop affordable rentals. Access is also inadequate due to low credit scores, history of incarceration, high up-front costs of deposit and first month rent, rental application fees and transitional shelter program fees (\$700).
 - Summary of OHA Housing Grantee Meeting (2014)
- Financial literacy education is necessary to assist Hawaiian families in securing and maintaining an affordable rental. Understanding of credit scores, budgeting and debt is vital. Currently, there is insufficient funding for the needed one-on-one, long-term, HUD-certified counseling. Continual follow-up with clients is required to create and maintain behavioral change.
 - Summary of OHA Housing Grantee Meeting (2014)
- **URGING THE STATE OF HAWAII TO CONTINUE LEGISLATIVE AND EXECUTIVE SUPPORT FOR THE HAWAII SMALL BUSINESS INITIATIVE**
 - Association of Hawaiian Civic Clubs 2016 Final [Adopted] Resolutions
- **URGE THE HAWAII STATE LEGISLATURE TO CREATE SPECIAL ZONING AND DENSITY/DISTANCE LIMITS IN THE HAWAII REVISED STATUTES (H.R.S.) 480F TO DETER PAYDAY LOANS THAT DISPROPORTIONATELY CONGREGATE IN NATIVE HAWAIIAN COMMUNITIES TARGETING MINORITIES AND IMPLORE THE LEGISLATIVE TASK FORCE ON PAYDAY LENDING TO URGE A TEMPORARY MORATORIUM ON NEW PAYDAY LOAN LOCATIONS UNTIL THEIR STUDY IS COMPLETED**
 - Association of Hawaiian Civic Clubs 2016 Final [Adopted] Resolutions

- URGING THE HAWAI'I STATE LEGISLATURE TO AUTHORIZE A TOURISM AND CULTURAL FUND THAT INVESTS RESOURCES TOWARDS COMMUNITY INFRASTRUCTURE, IMPROVES THE ECONOMIC SITUATION OF NATIVE HAWAIIANS AND NATIVE HAWAIIAN-OWNED BUSINESSES, AND SETS ASIDE RESOURCES FOR A NATIVE HAWAIIAN GOVERNING ENTITY
 - Association of Hawaiian Civic Clubs 2016 Final [Adopted] Resolutions
- THE GOVERNOR OF THE STATE OF HAWAI'I TO CONVENE THE PUBLIC LAND TRUST REVENUE THE HAWAI'I STATE LEGISLATURE TO CREATE SPECIAL ZONING AND DENSITY/DISTANCE LIMITS IN THE HAWAI'I REVISED STATUTES (H.R.S.) 480F TO DETER PAYDAY LOANS THAT DISPROPORTIONATELY CONGREGATE IN NATIVE HAWAIIAN COMMUNITIES TARGETING MINORITIES AND IMPLORE THE LEGISLATIVE TASK FORCE ON PAYDAY LENDING TO URGE A TEMPORARY MORATORIUM ON NEW PAYDAY LOAN LOCATIONS UNTIL THEIR STUDY IS COMPLETEDUES NEGOTIATING COMMITTEE
 - Association of Hawaiian Civic Clubs 2016 Final [Adopted] Resolutions

Condition: Science, Technology, Engineering, and Math Skills (STEM)

Current Data

- 14.2% of all STEM degrees and certificates earned in the University of Hawai'i (UH) System are earned by Native Hawaiian students, while Native Hawaiians represent 24.2% of the total UH System student population.
 - Source. University of Hawai'i Institutional Research and Analysis Office. (2018). *Degrees Table 7; Historical Table of STEM Degrees and Certificates, Earned by College*.
- Nearly 6.2% (8.6 million) of U.S. employment are considered STEM jobs. Computer occupations made up nearly 45% of STEM employment, and engineers made up an additional 19%. Mathematical science occupations and architects, surveyors, and cartographers combined made up less than 4% of STEM employment.
 - Source. Fayer, S., Lacey, A., & Watson, A. (2017). STEM Occupations: Past, Present, And Future. Retrieved from <https://www.bls.gov/spotlight/2017/science-technology-engineering-and-mathematics-stem-occupations-past-present-and-future/pdf/science-technology-engineering-and-mathematics-stem-occupations-past-present-and-future.pdf>
- Native Hawaiians are significantly underrepresented and underemployed in the science, technology, engineering, and mathematics (STEM) workforce by a factor of <3.3. The combined working population of Native Hawaiians, Pacific Islanders, and 'Other Race' (grouped by U.S. Census due to small sample size) represents 4.6% of the total U.S. workforce but only 1.4% of STEM occupations.
 - Source. Fayer, S., Lacey, A., & Watson, A. (2017). STEM Occupations: Past, Present, And Future. Retrieved from <https://www.bls.gov/spotlight/2017/science-technology-engineering-and-mathematics-stem-occupations-past-present-and-future/pdf/science-technology-engineering-and-mathematics-stem-occupations-past-present-and-future.pdf>
- Of the 1,578 STEM faculty at the University of Hawai'i Maona, there are only four Native Hawaiian STEM faculty members, which perhaps serves as a factor for some NH students to not pursue STEM as a major in undergraduate or graduate studies.
 - Source. Fayer, S., Lacey, A., & Watson, A. (2017). STEM Occupations: Past, Present, And Future. Retrieved from <https://www.bls.gov/spotlight/2017/science-technology-engineering-and-mathematics-stem-occupations-past-present-and-future/pdf/science-technology-engineering-and-mathematics-stem-occupations-past-present-and-future.pdf>

Stakeholder Recommendations

- Link families to appropriate resources.
 - Teaching and Learning with Aloha: Successful Strategies for Engaging Hawaiian Learners

PHASE 2

- Education: Support student success • Native Hawaiians are under-represented in the Science, Technology, Engineering and Math (STEM) fields. • Charter school Pre-Kindergarten programs are showing positive results for our keiki.
 - 2019 CNHA Policy Priorities

Condition: Student Testing: Reading, Math & Science

Current Data

- In 2018, 38.0% of Native Hawaiian students tested proficient in reading, compared to 54.1% of all public school students, representing a gap of 16.1 percentage points. Native Hawaiian students ranked 7th out of 8 ethnic groups in terms of testing proficient in reading.
 - Source. Hawai'i Department of Education (DOE). (2018). ARCH Accountability Data Center. *Proficiency*: Retrieved from <http://adc.hidoe.us/#/proficiency>
- In 2017, 32.6% of Native Hawaiian students using the Hawaiian language KAEO assessment tested proficient in reading, compared to 33.7% of Native Hawaiian students tested with the English language Smarter Balanced assessment.
 - Source. Hawai'i Department of Education. (2018). Office of Strategy, Innovation and Performance. Data Governance and Analysis Branch. Demographics 2016-2017, State Assessment, and KAEO [January 18, 2018].
- In 2018, 26.3% of Native Hawaiian students tested proficient in math, compared to 41.9% of all public school students; representing a gap of 15.6 percentage points. Native Hawaiian students ranked 7th out of 8 ethnic groups in terms of testing proficient in math.
 - Source. Hawai'i Department of Education (DOE). (2018). ARCH Accountability Data Center. *Proficiency*: Retrieved from <http://adc.hidoe.us/#/proficiency>
- In 2017, 26.1% of Native Hawaiian students using the Hawaiian language KAEO assessment tested proficient in math, compared to 26.4% of Native Hawaiian students tested with the English language Smarter Balanced assessment.
 - Source. Hawai'i Department of Education. (2018). Office of Strategy, Innovation and Performance. Data Governance and Analysis Branch. Demographics 2016-2017, State Assessment, and KAEO [January 18, 2018].
- In 2018, 29.9% of Native Hawaiian students tested proficient in science, compared to 45.6% of all public school students; representing a gap of 15.7 percentage points. Native Hawaiian students ranked 7th out of 8 ethnic groups in terms of testing proficient in science.
 - Source. Hawai'i Department of Education (DOE). (2018). ARCH Accountability Data Center. *Proficiency*: Retrieved from <http://adc.hidoe.us/#/proficiency>

Stakeholder Recommendations

- Support Implementation of Policies and Improvement Efforts of the State of Hawai'i, Department of Education System. (A) Implement Policies 2104 and 2105

- more comprehensively, particularly, the organization of the Office of Native Hawaiian Education and administration of related programs, including Hawaiian Language Immersion programs; (B) Implement Policy E-3, Nā Hopena A‘o—General Learner Outcomes; (C) Develop assessments in the medium of instruction—the Native Hawaiian language; (D) Integrate Policy and Practice Vertically (Inter-Within the Department itself); (E) Strengthen working relationships with the State Public Charter School Commission for student focused education; (F) Integrate Policy and Practice Horizontally (Intra-Across) with Charter Schools and operational elements such as facilities, transportation, food services and administrative services; (G) Enhance transparency with regard to State Educational Agency (SEA) and Local Educational Agency (LEA) program and related funding opportunities and programs.
- Native Hawaiian Education Council Needs Assessment Report, 2015
 - Support Improvements in the State of Hawai‘i, Department of Education’s Public Charter Schools and Systems.
 - Native Hawaiian Education Council Needs Assessment Report, 2015
 - Use Hawaiian culture and language as a framework for education.
 - Teaching and Learning with Aloha: Successful Strategies for Engaging Hawaiian Learners
 - Hire staff who understand the needs of the participants and who reside in the community in which they serve.
 - Teaching and Learning with Aloha: Successful Strategies for Engaging Hawaiian Learners
 - Mentor staff members and provide ongoing professional development.
 - Teaching and Learning with Aloha: Successful Strategies for Engaging Hawaiian Learners
 - Link families to appropriate resources.
 - Teaching and Learning with Aloha: Successful Strategies for Engaging Hawaiian Learners
 - Urging the Hawai‘i State Legislature to enact a law ensuring that all public school students have equal access to appropriate educational facilities and food service
 - Association of Hawaiian Civic Clubs 2017 Final [Adopted] Resolutions
 - Urging support for the recommendations presented by the American Academy Of Arts And Science Report on Native American languages used as primary languages of education
 - Association of Hawaiian Civic Clubs 2017 Final [Adopted] Resolutions
 - Actualize ‘ike Hawai‘i
 - Native Hawaiian Summit Reports: A Summary Report of the 2014 Native Hawaiian Education Summit (2015); 2015 Native Hawaiian Education Summit Report; 2017 Native Hawaiian Education Summit Report
 - Amplify leo Hawai‘i
 - Native Hawaiian Summit Reports: A Summary Report of the 2014 Native Hawaiian Education Summit (2015); 2015 Native Hawaiian Education Summit Report; 2017 Native Hawaiian Education Summit Report

- That there be culturally based health education programs developed and maintained by Native Hawaiians and targeted to Native Hawaiian families and communities. Such program should integrate cultural concepts with specific health problems such as nutrition, physical fitness, avoidance of harmful substances, stress-coping, self-care, understanding of common illnesses and complications, sexual identity, death and dying concepts, pre-natal and child birth care, optimal use of health care resources, avoidance of faddism, commercialism, and excessive dependence of professionals.
 - E OLA MAU: Native Hawaiian Health Needs Study. (1985). 1.4. (1.0 Historical/cultural)
- That there be coordination among existing health agencies and institutions in their service delivery to the Native Hawaiian community. This includes having agencies and institutions coordinate with the Native Hawaiian community for the services and programs rendered to it and providing the Native Hawaiian Community such health service as was the intent of the founders of some of these health care institutions.
 - E OLA MAU: Native Hawaiian Health Needs Study. (1985). 1.7. (1.0 Historical/cultural)
- That federal programs focusing on mental health be made accessible for Native Hawaiians and responsive to Native Hawaiian needs.
 - E OLA MAU: Native Hawaiian Health Needs Study. (1985). 2.16. (2.0 Mental Health)
- That the State of Hawaii allocate its health resources to give priority to Native Hawaiian health problems.
 - E OLA MAU: Native Hawaiian Health Needs Study. (1985). 3.1. (3.0 Medical)
- That a system of Native Hawaiian community health workers be developed to provide outreach services on behalf of health care programs serving Native Hawaiians, including health education, screening, referral, and follow-up care.
 - E OLA MAU: Native Hawaiian Health Needs Study. (1985). 3.5. (3.0 Medical)
- That health education, screening and health promotion programs be provided through community groups having high Native Hawaiian membership.
 - E OLA MAU: Native Hawaiian Health Needs Study. (1985). 3.6. (3.0 Medical)
- That there be developed culturally-sensitive educational programs for Native Hawaiian children in elementary and secondary school.
 - E OLA MAU: Native Hawaiian Health Needs Study. (1985). 4.4. (4.0 Nutrition and dental health)
- That there be additional nutrition research on all aspects of diet and health promotion including alcohol and drug abuse as these affect Native Hawaiians and members of the total Hawai'i community.
 - E OLA MAU: Native Hawaiian Health Needs Study. (1985). 4.5. (4.0 Nutrition and dental health)
- That there be a culturally sensitive training program developed for teachers and dental health professionals.
 - E OLA MAU: Native Hawaiian Health Needs Study. (1985). 4.12. (4.0 Nutrition and dental health)

- Propose programs and legislative action that will address barriers to access to health care; Recommendation 11: Establish school-based health centers.
 - Native Hawaiian Health Task Force Report, Report To The Twenty-Ninth Legislature, State of Hawaii 2017
- Education: Perpetuate the Hawaiian language • There are over 47,000 Native Hawaiian learners in Public Education. Hawaiian Focused Public Charter Schools and Kaiapuni, which are perpetually underfunded. • Board of Education Policy 105-7 and 105-8, defining the scope and vision of Hawaiian education in the Department of Education, must be implemented.
 - 2019 CNHA Policy Priorities
- Education: Supporting our kumu • Kaiapuni/Hawaiian Language Kumu require more training than other DOE kumu. • Board of Education Policy 105-7 and 105-8, defining the scope and vision of Hawaiian education in the Department of Education, must be implemented. • Hawaiian Culture-Based Education must be taught by all kumu.
 - 2019 CNHA Policy Priorities
- Education: Support student success • Native Hawaiians are under-represented in the Science, Technology, Engineering and Math (STEM) fields. • Charter school Pre-Kindergarten programs are showing positive results for our keiki.
 - 2019 CNHA Policy Priorities

Condition: Substance Abuse

Current Data

- 24.1% of Native Hawaiian public school females had their first alcoholic drink before age 13.
 - Source. Office of Hawaiian Affairs (2018). *Haumea – Transforming the Health of Native Hawaiian Women and Empowering Wahine Well-Being*. Honolulu, HI: Office of Hawaiian Affairs. Retrieved from <https://19of32x2yl33s8o4xza0gf14-wpengine.netdna-ssl.com/wp-content/uploads/OHA-Womens-Health-Report-Book-1.pdf>
- The percent of Native Hawaiian public school students in Hawaii who never used any illicit drugs (marijuana, crack, other forms of cocaine, heroin, or use of other opiates, stimulants, barbiturates, or tranquilizers, Valium, Xanax, or Ritalin) without a doctor's prescription decreased 20 percentage points from 83% in middle school to 63% in high school.
 - Source. Office of Hawaiian Affairs (2018). *Haumea – Transforming the Health of Native Hawaiian Women and Empowering Wahine Well-Being*. Honolulu, HI: Office of Hawaiian Affairs. Retrieved from <https://19of32x2yl33s8o4xza0gf14-wpengine.netdna-ssl.com/wp-content/uploads/OHA-Womens-Health-Report-Book-1.pdf>
- 62.3% of Native Hawaiian females between the ages of 11-18 have consumed alcohol or marijuana within the past 30 days.
 - Source. Office of Hawaiian Affairs (2018). *Haumea – Transforming the Health of Native Hawaiian Women and Empowering Wahine Well-Being*. Honolulu, HI: Office of Hawaiian Affairs. Retrieved from <https://19of32x2yl33s8o4xza0gf14-wpengine.netdna-ssl.com/wp-content/uploads/OHA-Womens-Health-Report-Book-1.pdf>
- 4.8% of Native Hawaiian middle school females, and 12% of Native Hawaiian high school females in Hawai'i have taken prescription drugs such as OxyCotin, Vicodin, tranquilizers, Valium, Xanax or Ritalin without a doctor's prescription.
 - Source. Office of Hawaiian Affairs (2018). *Haumea – Transforming the Health of Native Hawaiian Women and Empowering Wahine Well-Being*. Honolulu, HI: Office of Hawaiian Affairs. Retrieved from <https://19of32x2yl33s8o4xza0gf14-wpengine.netdna-ssl.com/wp-content/uploads/OHA-Womens-Health-Report-Book-1.pdf>
- 20.2% of Native Hawaiian women are smokers, in comparison to the 24% of Native Hawaiian men that also smoke.
 - Source. Office of Hawaiian Affairs (2018). *Haumea – Transforming the Health of Native Hawaiian Women and Empowering Wahine Well-Being*. Honolulu, HI: Office of Hawaiian Affairs. Retrieved from <https://19of32x2yl33s8o4xza0gf14-wpengine.netdna-ssl.com/wp-content/uploads/OHA-Womens-Health-Report-Book-1.pdf>
- 4.8% of Native Hawaiian middle school females and 12% of Native Hawaiian high school females in Hawaii have tried ecstasy, some form of cocaine, including, crack, or free base, as well as methamphetamines (speed, crystal, crank, or ice).

- Source. Office of Hawaiian Affairs (2018). *Haumea – Transforming the Health of Native Hawaiian Women and Empowering Wahine Well-Being*. Honolulu, HI: Office of Hawaiian Affairs. Retrieved from <https://19of32x2yl33s8o4xza0gf14-wpengine.netdna-ssl.com/wp-content/uploads/OHA-Womens-Health-Report-Book-1.pdf>
- 21.9% of Native Hawaiian females are considered to be binge drinkers (4+ drinks on one occasion), in comparison to the 10.1% non-Hawaiian females in Hawai'i.
 - Source. Office of Hawaiian Affairs (2018). *Haumea – Transforming the Health of Native Hawaiian Women and Empowering Wahine Well-Being*. Honolulu, HI: Office of Hawaiian Affairs. Retrieved from <https://19of32x2yl33s8o4xza0gf14-wpengine.netdna-ssl.com/wp-content/uploads/OHA-Womens-Health-Report-Book-1.pdf>
- 33.5 % of Native Hawaiian males are considered to be binge drinkers (5+ drinks on one occasion), in comparison to the 25.0 non-Hawaiian men in Hawai'i.
 - Source. Office of Hawaiian Affairs (2018). *Haumea – Transforming the Health of Native Hawaiian Women and Empowering Wahine Well-Being*. Honolulu, HI: Office of Hawaiian Affairs. Retrieved from <https://19of32x2yl33s8o4xza0gf14-wpengine.netdna-ssl.com/wp-content/uploads/OHA-Womens-Health-Report-Book-1.pdf>

Stakeholder Recommendations

- Support the development of facilities to address health and drug abuse on or near homesteads.
 - Source. 2017-2018 Policy Priorities Developed by CNHA Member Organizations
- That there be supported and conducted research to continually assess prevalence and incidence of alcohol and drug abuse as well as environmental health problems among Native Hawaiians and in predominantly Native Hawaiian communities and to study the mental health related risk factors and hazards in the social and physical environments.
 - Source. E OLA MAU: Native Hawaiian Health Needs Study (2.0 Mental Health)
- That health promotion programs with a Hawaiian cultural component be developed to focus on lifestyle changes, including alcohol abuse, tobacco and drug abuse, obesity, nutrition, and stress-management.
 - Source. E OLA MAU: Native Hawaiian Health Needs Study (3.0 Medical)
- That there be additional nutrition research on all aspects of diet and health promotion including alcohol and drug abuse as these affect Native Hawaiians and members of the total Hawaii community.
 - Source. E OLA MAU: Native Hawaiian Health Needs Study (3.0 Medical)
- Urging the inclusion of Native Hawaiian cultural interention treatment programs, wellness plans and holistic living systems of care in the State of Hawai'i's response to the rise of opioid and other illicit substances misuse and abuse in Hawai'i nei.
 - Source. Association of Hawaiian Civic Club. (2018). Final [Adopted] Resolutions

Condition: Wai. Access to Quality Water (for municipal and cultural uses)

Current Data

- Access to dependable and safe water supplies for Pacific island communities and ecosystems will be threatened by rising temperatures, changing rainfall patterns, sea level rise, and increased risk of extreme drought and flooding.
 - Keener, V., D. Helweg, S. Asam, S. Balwani, M. Burkett, C. Fletcher, T. Giambelluca, Z. Grecni, M. Nobrega-Olivera, J. Polovina, and G. Tribble, 2018: Hawai'i and U.S.-Affiliated Pacific Islands. In Impacts, Risks, and Adaptation in the United States: Fourth National Climate Assessment, Volume II [Reidmiller, D.R., C.W. Avery, D.R. Easterling, K.E. Kunkel, K.L.M. Lewis, T.K. Maycock, and B.C. Stewart (eds.)]. U.S. Global Change Research Program, Washington, DC, USA, pp. 1242–1308. doi: 10.7930/NCA4.2018.CH27
- All of O'ahu except for Wai'anae and the entire island of Moloka'i are designated as ground water management areas by the State Commission on Water Resource Management. The 'Īao aquifer in Central Maui is also designated as a groundwater management area and is the only surface water management area in the State. Designation as a water management area (surface or ground) according to the State water code is supposed to “ensure reasonable-beneficial use of the water resources in the public trust.”
 - State of Hawaii Commission on Water Resource Management (2019). Water Management Areas accessed at: <http://dlnr.hawaii.gov/cwrm/groundwater/gwma/> and <http://dlnr.hawaii.gov/cwrm/groundwater/gwma/> and section 174C-41 of the State Water Code accessed here: <http://files.hawaii.gov/dlnr/cwrm/regulations/Code174C.pdf>
- 1,270 (mgd) is withdrawn from surface (37.2%) and groundwater sources (62.8%) in the State. Most of our public supply of water comes from ground water sources.
 - Department of Business, Economic Development & Tourism Research & Economic Analysis. (2017). 2017 State of Hawaii Data Book. Accessed at: <http://files.hawaii.gov/dbedt/economic/databook/db2017/section05.pdf>
- Of the 44 watersheds assessed by the Hawai'i State Department of Health, 40 did not attain State Water Quality Standards for at least one or more conventional pollutants. Turbidity (98% of assessed watersheds) and nutrients (42%) were the most common Water Quality Standard not attained.
 - The Hawaii State Department of Health, Clean Water Branch. (2018). 2018 State of Hawaii Water Quality Monitoring and Assessment Report. Accessed at: <https://health.hawaii.gov/cwb/files/2018/09/Final-2018-State-of-Hawaii-Water-Quality-Monitoring-Assessment-Report.pdf>

Stakeholder Recommendations

- Expressing support of efforts to restore Wai'anae kai forest reserve and water flow in Wai'anae watershed streams for traditional and customary native hawaiian practices
 - Association of Hawaiian Civic Clubs 2018 Final [Adopted] Resolutions
- Strongly calling for all Hawai'i State Government leaders to ensure the restoration of all east maui streams as noted in the works of Nā Moku Aupuni O Ko'olau Hui to benefit the long term stewardship of east maui forests in providing enough water to meet its primary trust responsibilities
 - Association of Hawaiian Civic Clubs 2018 Final [Adopted] Resolutions
- Expressing support of efforts to restore waterflow in the historic, natural waterways of hawai'i for traditional and customary Native Hawaiian practices
 - Association of Hawaiian Civic Clubs 2018 Final [Adopted] Resolutions
- Support and enforce the State Constitution and the State Water Code.
 - E ola hou ke kalo; ho'i hou ka 'āina lē'ia (The Taro lives; abundance returns to the land) Taro Security and Purity Task Force, 2010 Legislative Report
- Water/Sewer Treatment Plants (2017) – Support capacity of homestead associations to plan and develop access to water, and operation of water/sewer treatment plants.
 - 2017-2018 Policy Priorities Developed by CNHA Member Organizations
- 'Āina: Advocate and foster community-based resource management • 'Āina momona are abundant and heathy ecological systems that contribute to one's mental, physical, and emotional well-being. They are created by Community Based Resource Management efforts which are powerful, connected communities stewarding Hawaiian Lands, Waters, and Culture.
 - 2019 CNHA POLICY PRIORITIES
- Create training programs to provide information on how to: navigate the agriculture/ lo'i restoration permitting process, follow environmental best management practices, and how to access start up capital.
 - Restoring Healthy Watersheds: Traditional Agriculture in a Stream Restoration Context
- Create incentives for active rehabilitation of historic lo'i kalo, easements placed on 'auwai (irrigation) systems to allow access to clear debris and maintain water flow, tax breaks on agriculture lands that grow traditional crops (following the County of Maui's example), and facilitate use of restorative agricultural practices on conservation land.
 - Restoring Healthy Watersheds: Traditional Agriculture in a Stream Restoration Context

- Address complex permitting policies. Streamline lo'i kalo restoration/ agriculture permitting processes to incentivize traditional small-scale agriculture, that follows a set of environmental best management practices, to ensure associated ecosystem conservation outcomes.
 - Restoring Healthy Watersheds: Traditional Agriculture in a Stream Restoration Context
- Connect the Ocean and the Land: deeply consider and value the connection of land and sea, and the importance of healthy wetlands, streams, and estuaries, and how these impact the health of the marine and terrestrial ecosystems; maintain attention to issues that impact the shoreline, marine habitats, and fisheries.
 - Report to the Twenty-Seventy Legislature 2011 Regular Session. Final Report 'Aha Kiole Advisory Committee: Best Practices and structure for the management of natural and cultural resources in Hawai'i.
- Improve stream maintenance capacity in taro-growing communities
 - E ola hou ke kalo; ho'i hou ka 'āina lē'ia (The Taro lives; abundance returns to the land) Taro Security and Purity Task Force, 2010 Legislative Report
- Continue to Streamline an Administrative Structure for the 'Aha Moku: develop media and public relations programs to educate all islanders on the merits of traditional stewardship.
 - Report to the Twenty-Seventy Legislature 2011 Regular Session. Final Report 'Aha Kiole Advisory Committee: Best Practices and structure for the management of natural and cultural resources in Hawai'i.
- Promote Collaboration, Education and Stewardship: identify specific resources and traditional methodologies employed in the sustainable use of natural resources of land and sea; establish a consensus process on natural resource use issues and management strategies based on Native Hawaiian knowledge and traditions; build capacity for community participation in traditional use and management of natural resources; establish means for effective collaboration with educational facilities such as public, private, charter and vocational schools and universities; and establish an information repository.
 - Report to the Twenty-Seventy Legislature 2011 Regular Session. Final Report 'Aha Kiole Advisory Committee: Best Practices and structure for the management of natural and cultural resources in Hawai'i.
- Implement at least five restoration plans for existing protected native ecosystems including wetlands, coastal lands, dunes, freshwater streams, riparian areas and native forests by 2020.
 - Hawaii Coral Reef Strategy: Priorities for Management in the Main Hawaiian Islands 2010-2026
- Consider opportunities to streamline or otherwise ease regulatory processes that result in small-scale indigenous farming activities that support beneficial ecosystem services and healthy ahupua'a systems
 - Unintroduced House Resolution put together by Honua Consulting (2017)

Condition: Urbanization

Current Data

- No Native Hawaiian data available
 - Source. HCT1-Population Group-Native Hawaiian, 2010 Census Summary File 2

Stakeholder Recommendations

- That there be developed an integrated approach to health programs in the Native Hawaiian community. This includes developing health programs in conjunction with concerns relating to land, urbanization, law, and the justice system, self-determination, economic self-sufficiency, environmental protection, education, housing, transportation, energy, historic and archaeological sites, lawai'a ana (fishing), mahi'ai ana (farming), and language and culture.
 - E OLA MAU: Native Hawaiian Health Needs Study (1.0 Historical/cultural)